

RCQG September Newsletter

 us3.campaign-archive.com

Royal City Quilters' Guild

The Zoom link will be emailed on Monday, September 7 to the membership. In preparation for the first Guild meeting of the year, please make sure your Zoom app is up-to-date.

If you miss the meeting, you can still watch!
A recording will be emailed to the membership the next day.

Are you seeing the whole newsletter? You'll know you've reached the end if you see our sponsors' ads.
Sometimes the full newsletter won't load in your email program because of its length and size.
If you don't see the entire newsletter, look for and click "see entire message" at the end of the email,
or visit <https://royalcityquiltersguild.ca/newsletter-archives/> and click on the most recent newsletter.

September Program - Krista Hennebury



Presentation: The Search for a Signature Style

Style: Modern

Website: <http://poppyprintcreates.blogspot.com/>

In September, we'll welcome Krista who will take us through her 20-year quilt practice from traditionally enthusiastic beginner to quilt blogger, author, and fearless improv teacher. Krista will share practical advice for anyone seeking their own voice in quilt making, while at the same time staying connected to sources of inspiration from print media, social media, guild show and tell, quilt shows, and conferences.

Update from the Guelph Wellington Care and Treatment Centre for Sexual Assault and Domestic Violence

At our September meeting, Betty from the Centre will join us to give an update about the impact of the Community Outreach program's work to support people who have experienced sexual assault and/or domestic violence. <https://www.gghorg.ca/emergency-department/sexual-assault-domestic-violence-services/>

Show and Share

To share your project please email a photo of your quilt (preferably with you in the photo too!) to Susan Thompson (ShowAndShare@royalcityquiltersguild.ca). Include the name of the quilt, the pattern, and the quilter.

During the meeting, Susan will project the photo for all to see and you'll be asked to speak about it.

Video of Guild Meeting

The Guild meetings will be recorded. If you can't make the meeting during the

scheduled time, you can watch it later. The video link will be emailed to the Guild after each meeting.

Message from the RCQG President



Welcome to the 2020/2021 Guild Year!

We've certainly seen a lot of excitement in 2020! I want to thank everyone in the Guild for coming together and assisting one another in making the transition to online meetings and activities. We were one of the first guilds to make the transition to a full online program and did so within a few weeks. I want to emphasize just how thankful I am to all those that came forward to assist with that. Lindsay Core wrote a wonderful article about our experience and success in transitioning online that was published in the Fall CQA Quilters' Magazine. Members of our executive have been assisting other Guilds to help bring them online and have received many more requests for assistance since the CQA article. We're now expecting to have several guests of executives from other guilds in Ontario consulting with us to see how we operate so that they can learn from us and see how they can offer a remote program within their own Guilds.

As things are still in flux, we continue to support our earlier decision to go virtual for the entirety of the 2020/2021 guild year. Please see the "Sew Safe Policy" statement below.

I want to thank Becky Fiedler for stepping up to the plate to finalize our presentations and schedule for the coming Guild year, along with input from Leslie Buck and me. We have taken the opportunity to reach out to speakers from all across the continent who are kindly willing to be our guest speakers. This year

we have a fantastic program featuring modern quilts, traditional quilting, colour theory, nickel borders, composition and design, history, vintage handwork, and ways to get the creative juices flowing. The complete list of speakers can be found below and on the website.

I am honoured to work with such a great executive and to have an opportunity to lead the Guild into this challenging, yet exciting upcoming year. Let's all work together so that we not only maintain the quilt community that the Guild has built over the past 30-plus years, but expand and strengthen it in the years to come.

~Scott N. Schau, President

Call for Executive Positions

The position of **Community Outreach Co-Chair** is currently vacant. We're looking for an organized person to step forward and help Katrina Baklarz this year as Co-Chair, then to take over next year to look after the Community Outreach Program. You would be working closely with the Community Outreach Committee so this will be a team effort with you at the lead. You'll liaise with the Wellington Sexual Assault and Domestic Violence Care and Treatment Centre, and the Rotary Club of Guelph South. The Guild has a large stash of fabric and other materials that you would manage.

Denise Couroux has stepped down as the **Secretary**; I want to give huge thanks to Denise for the work she put in last year. This means we're in need of someone to fill the role, which mostly involves taking minutes at the Guild's executive meetings (held online) the Tuesday after the Guild meeting, and distributing the minutes before the next Guild meeting.

In the past, **Program** and **Workshop** were two separate executive positions. Guild members have hesitated to step into these roles because of the work involved. We're going to try something new and run Program and Workshop together with the help of a committee. We'd love your help and ideas.

If you'd like more information about these roles, please email: president@royalcityquiltersguild.ca

Member Spotlight

Guild Member: Cathy Kidston



Cathy has spent this summer at her cottage. When the summer began she was worried that it would be a long and lonely season. Instead, it has turned out to be wonderful. Her twin granddaughters lost their jobs at summer camps because of the COVID closures, and they both found jobs near the cottage. Cathy and her husband happily welcomed them to live at the cottage for the summer. Cathy says she didn't get much sewing done, but she loves to look around the cottage at the projects she's done over the years and to think about all she has learned and enjoyed making. Some of her projects hang on the walls down the hallway of the cottage, and others cover the beds. All of them bring good memories.

Cathy loves to do handwork and embellishments. She was one of the first members of the Guelph Needlecraft Guild, and was introduced to quilting when Kathy Wagner (RCQG) visited to do a course about mini quilts. As Cathy looks around the cottage, one of her favourite projects is one she designed herself based on a photograph from a trip to Greece. Looking at that wall hanging, she says she gets pleasure from knowing she designed it herself, and also because it brings back such great memories.

Another of Cathy's favourite quilts is based on a Ricky Tims' Convergence Quilt pattern. She says one of the things she learned in doing that project is that you don't have to follow the pattern. Cathy joined the RCQG about 10 years ago, and the reason she keeps coming back is because she likes to be inspired. She especially loves the Show & Share part of the Guild meetings. She loves seeing new techniques, and the beautiful quilts that inspire her to create her own. She is fascinated by how quilts are made, and by learning new ways of doing things. Since the pandemic began she has been watching episodes of The Quilt Show in order to keep learning. She finds it rewarding to learn a new technique, and then try it out, and incorporate it on her next project. That's also why she loves being part of the 12x12 Special Interest Group—because of all she has learned from her quilting peers.

Cathy knows there will be time enough for sewing again soon. For now, she's enjoying watching The Quilt Show to learn more about quilting, and spending the last days of summer with her granddaughters. As soon as the cooler weather hits she will get started on cutting the hundreds of pieces for her next project - a king size quilt for her son.

Welcome, New Members!

A warm welcome to the new and returning Royal City Quilters Guild members for the 2020/2021 year. In particular, welcome to new members **Stephanie Sinden, Lorrie Taylor, Mary Janzen, Debbie Dunn, Millie Cumming, Gwen Brewer, Brigitte Dimock, and Heather Cullen.**

Our virtual meeting format provides an opportunity to invite even more members into our Guild. Please let your quilting friends know that we have a great program of speakers that can be enjoyed from the comfort of their home. Our website <https://royalcityquiltersguild.ca/> provides information about our programs, workshops, and how to become a member.

~Helen Kocmarek , RCQG Membership

2020-2021 RCQG Program

A short video introducing each of the programs for the year is available [here](#). Click on each link below to visit the presenter's website:

[September - Krista Hennebury](#)

[October - Sharon Blackmore](#)

November - Sponsor Showcase (tips and tricks from our local quilt shops)

[December - Karen K. Stone](#)

[January - Pat Speth](#)

[February - Barbara Black](#)

[March - Elaine Quehl](#)

[April - Melissa Marginet](#)

May - Johanna Dermenjian (World War II and Quilting)

[June - Rhonda Dhort](#)

Community Outreach

Welcome back to the new Guild year. Our focus on comfort quilts continues for the Guelph Wellington Care and Treatment Centre for Sexual Assault and Domestic Violence. Our quilts are an integral part of their healing process and we appreciate all the help we get from our amazing Guild.

As we start a new Guild year here are some dates and reminders we'd like to share with everyone.

Comfort quilt size: 50 to 54 inches wide by 60 to 64 inches long.

We have arranged bin drop-off and pick-up locations where you can drop off BOM blocks, completed quilts, or quilt tops, and you can pick up kits, or anything else we've arranged to leave for you. Our drop-off and pick-up **bin locations** are:

12 Trillium Court, Guelph (please email Trish at ipequegnat@rogers.com to let her know when you're coming and she will put the bin out for you)

Tacoma Engineers, 176 Speedvale Avenue, Guelph (available 8am to 4pm Monday to Friday)

SAVE THE DATE!



Image: The Quilting Bee, by Grandmother Moses, mid-20th century, USA.

Virtual Bee Day is Saturday, October 24.

Not only that, but the whole month of **October will be Bee Month**

If you want to participate in Bee Day, look for an email in September and sign up to receive a kit. Everyone who signs up for a kit will be able to select from kits available in our two pick-up/drop-off bins. If you can't join us for our virtual sewing day on October 24 you'll have the whole month to complete the kit. We're looking forward to sewing with you!

If you have any questions, please contact one of us. Even though we're not meeting in person we're working in the background to continue our program and make gorgeous quilts.

Take a look at our gallery to see all of our completed quilts from this summer!
<https://photos.app.goo.gl/FEyq3BFNjfaUkUHqZ>



~Your Community Outreach Team: Dana Scott, Scott Schau, Patricia Pequegnat, Wendy Oskam, Cyndy Maltby, Lisa Jones, Ann Jeffrey, Colleen Hunter, Mariette Denis, Carol Cousins and Katrina Baklarz

[CLICK! COMMUNITY OUTREACH WEBSITE](#)

[CLICK! PHOTO GALLERY](#)

Block of the Month - September 2020

This block is a simple, effective block.

We are aiming for an 8 ½" x 8 ½" unfinished block.

As always, please do not trim your blocks. Please use a scant ¼" seam allowance.

Fabric Requirement:

Two (2) strips 2 ½" wide x 18-20" long

Colour Choices: Pink, Blue, Purple

Choose two highly contrasting light/dark fabrics in pink, blue, or purple.

(Examples: baby blue & navy blue, light pink & dark purple, etc.) You can use leftover jelly roll strips, or cut the fabric from your larger stash.

Instructions:

From Fabric A, cut four (4) pieces that are 2 ½" x 4 ½".

From Fabric B, cut four (4) pieces that are 2 ½" x 4 ½".

Layout and sew the pieces as per Diagrams 1 and 2.

Press towards darker fabric whenever possible.

As this is a very easy block, don't stop at just one. We would appreciate multiple submissions from all those that have time to contribute.

Diagram 1



Diagram 2



RCQG in the Canadian Quilter Magazine

Our Guild's experience going virtual is written up in the Autumn, 2020 edition of Canadian Quilter (page 20). [You can read the article here.](#)



ZOOM, ZOOM! ROYAL CITY QUILTERS' GUILD GOES EXCLUSIVELY ONLINE

by Lindsay Cook, on behalf of the RCQG Executive

When the announcement was made in Ontario that large gatherings were no longer to take place and that individuals were to implement social distancing because of the pandemic, many of us wondered what that would mean for our guild. The Royal City Quilters' Guild, in Guelph, Ontario, had met for our monthly meeting on March 10, just days before the province started to shut down. One week later, our executive had its monthly meeting and at the top of the agenda was deciding how to proceed when we couldn't meet in person.

Unanimously and enthusiastically, the executive decided that all of our activities would move online. Not one member of the executive expressed any concerns and everyone was excited about the possibilities that the change presented; we looked only at potential solutions and opportunities rather than dwelling on what was being lost. Our hope was that moving online would allow us to continue to hold our local quilting community and that we could help ease feelings of isolation for our members. We also imagined that there were opportunities for speakers from further afield to present at our meetings – quilters we would never have been able to invite under normal circumstances due to geography and cost. And so, it was decided that not only would our guild meetings move online, but all Bee Days, workshops, and interest group meetings as well.

One week later on March 21 – International Quilting Day – we ran our first online event. Originally, a Bee Day run by the guild's Past Presidents had been planned. Instead, we held a sew-in where members were invited to work on their own projects from home throughout the day. Every hour, for an hour, a question was sent to participants and they were asked to send a photo or type an answer for the chance to win a \$50 gift certificate to a local quilt shop. It was fun to see the photos roll in each hour in response to the questions: show us a project you're stitching by hand; send a photo of a project with blue fabrics who is working on a UFO today? The last question of the day asked why quilting is important to you. One of our members, Kathy, answered, "Sewing always comes with me wherever I am and it helps me to get grounded, be creative, focus the thoughts, and CALM DOWN! It keeps me stitched together! Especially needed these days! Thanks for the opportunity to stitch together today and the invitation to share!" Since making these changes, we have held our April, May, and June guild meetings



In advance of the May Show and Show, members emailed a photo of their quilt to a coordinator who shared them during the meeting while quilters spoke about their quilts.

via Zoom with between 70-80 members joining in online each time. Our meetings include regular announcements, a speaker or trunk show, member show-and-share, and then some social time at the end to chat and check in with each other. Members have shared that they really appreciate being able to connect, and even though it is different, still find it enjoyable and gives them something to look forward to. The guild meetings are recorded, so if members can't make the meeting during the scheduled time, they can watch it later.

We have decided that the guild will continue to meet online through to the end of June, 2021, because we wanted to plan for the worst case scenario and to anticipate not being able to meet in person for quite a while, especially since larger meetings might continue to be restricted. Foremost in our thoughts were the many members in a higher-risk group who?



Mariette Davis's husband models one of the many masks that she sewed for family, friends and donations.

30 CANADIAN QUILTER

AUTUMN 2020 21

Summer Mystery Quilt

Throughout the summer many RCQG members joined the Summer Mystery Quilt run by Leslie Buck, Pat Gage, and Lindsay Core. It was a great success with over 60 quilters sewing along. The pattern started with a centre medallion, and every two weeks a new clue added a border (or two) and we met for Zoom socials along the way. There are two variations to the pattern, one for a full-size quilt, and one for Community Outreach.

Visit the photo gallery of various quilts to see our progress from the first centre medallion to the now nearly completed quilts!<https://photos.app.goo.gl/qEZn2HnJfwyQVJcXA>

Quilts below by Kathryn Douglas, Nellie Hanuta, Lindsay Core, Jane Londerville, Ann Jeffrey, Judy Eckhardt, and Mary Katherine Hopkins.



Past Presidents' Mystery Quilt

As one Mystery Quilt project finishes, another one begins!

Each year the Past Presidents of the Guild host a fun day of sewing and socializing. This year we're instead offering a Past President Mystery Quilt for you to work on throughout the Guild year. At each meeting a clue will be announced followed by an email the next day with the clue information.

The mystery quilt is a Clue of the Month Quilt designed by Suzy Prickett.

The Fabric and Yardage:

1-1/2 yards Gold

1-1/2 yards Fuchsia

1-3/4 yards Turquoise

1-3/4 yards Black (Includes binding)

(or choose your own colour scheme)

We look forward to seeing everyone's mystery quilt at the quilt reveal (date to be announced later).

June Program Highlights

In June we had the opportunity to hear from Mary Pal about her quilting journey.

She shared with us that many times over the years she was presented with a choice to stay the course or to try something new. Every time she chose to try something new her quilting adventures and skills grew. Her work was breathtaking, and it was marvellous to see some of the close-up photos of the detail, and to be able to see how she layers cheesecloth to make such expressive and accurate portraits. Thank you, Mary!

<https://marypaldesigns.com/>

Library Updates

Our Guild library continues to be closed, but did you know that the Guelph Public Library has a huge selection of quilting books? The downtown branch alone has an entire shelf dedicated to quilting books. Since our own collection is currently unavailable for lending, we're going to start to highlight books that you can borrow from the Guelph Public Library.

The Art of Landscape Quilting
by Nancy Zieman and Natalie Sewell

Block Party - The Modern Quilting Bee. The Journey of 12 women, 1 blog, & 12 improvisational projects
by Alissa Haight Carlton and Kristen Lejnieks

Quilt Local - Finding Inspiration in the Everyday (with 40 projects)
by Heather Jones

If you don't have a Guelph Public Library card, read [here](#) about how to get one.

[Guelph Public Library Catalogue](#)

Join Stash Busters




Do you have a fabric stash you'd like to bust? No stash, but love to sew?

The Stash Busters would love to meet you. We are an informal group of quilters from a number of guilds in the area. The group meets virtually from 9:30am to 3:30pm on the first Wednesday of each month. Come when you can. Leave when you must.

For the past several years, we've met at the Elora Legion and this year we are happy to announce that we will be meeting on Zoom. Membership in this group is open, at no cost, to RCQG members.

We are a member-led group of quilters with a wide range of skill levels. We work on a new project in a friendly, relaxed atmosphere. A volunteer from the group presents a new project every few months and participants work at their own pace. Projects range from placemats to quilts and bags.

On October 8, we'll start a new project called Confetti Cake (pictured here).



The group's co-leaders are Sue Foard and Adriana Fagan. If you'd like more information about our group, please send an email to tostashbusters@royalcityquiltersguild.ca

Kits Available Through Community Outreach

RCQG's Community Outreach Team will provide kits for Stash Busters projects to interested RCQG member participants. If you'd like to sew from the RCQG's stash, please send an email to Katrina Baklarz by September 15. She and the Community Outreach team will arrange for you to pick up a Confetti Cake kit at one of the Community Outreach Bins around town before the end of September. When you finish your Confetti Cake top, you can turn it in to the same bin or request batting and backing to quilt it.

Now, let's go bust some stash!


Seen on Instagram

In the June Beverley Matson was interviewed for the Member Spotlight. You may remember the following:

"These past few months Beverly has been working on a quilt she has called "Palpitating Hearts for the Pandemic". She has finished over 100 applique hearts in roses and pinks on white background. At our April meeting she won the door prize from Spooled Rotten Quilts, and so she is going to use her prize to have it quilted by Sarah in early June."


The following post was spotted on SpooledRottenQuilts' Instagram feed:




 spooledrottenquilts • Following ...

 spooledrottenquilts Beverly was the door prize winner of my trunk show with the @rcqg_guelph She picked serpentine to finish her lovely hand appliquéd quilt. Isn't it so sweet! ❤️
#quilts #quilting
#edgetoedgequilting
#longarmquilting
#longarmquiltingservices

3d

 doughertymccann ❤️yes it & quilting movement adds to quilt

2d 1 like Reply

 Liked by melaniejaneelliott and 47 others

<https://www.instagram.com/spooledrottenquilts/>

RCQG Newsletter

In the past, a few members of the Guild still received copies of this newsletter by post. Due to COVID-19 that changed in the spring because I couldn't access a shop to make photocopies. I contacted all members who were receiving the newsletter by post and arranged alternatives. This year I would like to continue to send the newsletter digitally - please get in touch if you need an alternative. The newsletter continues to be posted on the RCQG website too. <https://royalcityquiltersguild.ca/newsletter-archives/>
~ Lindsay Core newsletter@royalcityquiltersguild.ca

RCQG Bylaw Update

The following change to the Bylaws is being proposed by the RCQG Executive. This serves as notice to the membership of the proposed change which will be voted upon at the September Guild meeting.

The Annual General Meeting shall be held in June of each year. From time to time, the guild Executive may determine to hold the Annual General Meeting by telephonic or electronic means to permit all participants to communicate adequately with each other during the meeting. Any member participating by such means is deemed to be present at that meeting.

Show and Share from June

Cheryl Cowan
Quarantine Quilt



Lisa Jones



Made for the families of the victims of the Nova Scotia mass shooting. The pattern was by Andrea Tsang Jackson

Helen Martin
Canadian Provincial Flowers Quilt



Leslie Buck



Lindsay Core




This is a baby quilt for my daughter's teacher. Each block was made by one of the grade one students. I then pieced it, and Pat Donovan quilted it.

Joan Hug-Valeriotte
New Zealand Medallion Quilt



Leslie Buck



Pat Donovan



Honey Pot

To participate in Show and Share, please email a photo of yourself with your quilt to Susan Thompson and include the name of the quilt, pattern, and quilter. ShowAndShare@royalcityquiltersguild.ca

Thank You to Our Sponsors!

Visit our sponsors by clicking their advertisements.



Cobwebs & Caviar
Quilty Stuff. Kick Ass Clothing. Bits & Giggles.

Online Shop Open 24/7!



COBWEBS FAT QUARTERS

6 for only \$25!

**Bricks & Mortar Shop
open
Tuesday to Saturday**

COBWEBS & CAVIAR, 147 Main St. W. Shelburne, ON
cobwebsandcaviar.com



Sew Fancy Inc.

*Your Premier Source for Specialty
Sewing Supplies*

Alma Laidlaw

(Please Call for Appointment)

*Phone: 519-824-4127
www.sewfancy.com*

*Guelph, Ontario
sales@sewfancy.com*

**THE
QUILT
PLACE**

HEATHER STOCK
519-625-8435
heather@thequiltplace.ca
www.thequiltplace.ca

*Fabric, Quilting Supplies,
Ready & Custom Made Quilts*

3991 Perth Rd. 107, Box 223, Shakespeare, ON N0B 2P0

make1

Jo Adlington
Owner

519-767-1496
88 Waterloo Avenue
Guelph, ON N1H 3H8

make1guelph@gmail.com
make1.ca



CUSTOMERSERVICE@ROYALQUILTS.COM

Advertise in the RCQG newsletter.

Questions or comments about the newsletter?

Email: newsletter@royalcityquiltersguild.ca

Any member of the Guild may submit content for the newsletter by sending it to the email address above.

Please note that submissions may be edited for clarity and length.

Newsletters are published on the first Tuesday of the month, one week before the RCQG meeting.

All content must be received on the Sunday nine days before publication.

Copyright © 2019-2020 Royal City Quilter's Guild, All rights reserved.

Our mailing address is:

Royal City Quilters' Guild

P.O. Box 24030

Bullfrog Postal Outlet

Guelph, ON, Canada

N1E 6V8

Want to change how you receive these emails?

You can [update your preferences](#) or [unsubscribe from this list](#).