

RCQG January Newsletter

 us3.campaign-archive.com

Royal City Quilters' Guild

The Zoom link will be emailed on Monday to the membership.
If you don't have a good internet connection, you can always call in to hear the meeting over the phone.
The phone numbers will be listed in the email with the Zoom link.

Note: The newsletter ends with Show&Share and our sponsors. If you don't see the end of the newsletter, it might be because of all of the images have not loaded. If you see a link that says "Read More" at the end of your email click it to see the rest of the newsletter.

December Program - Pat Speth



Presentation: Fabulous Nickel Borders

Website: <https://patspeth.com/>

Turn a nice quilt into a WOWquilt by adding easy-to-piece Nickel Borders. In this lecture we focus on easy to piece borders that are made from 5" squares. I bring many of my quilts with pieced borders and I walk you through my method of "auditioning" borders.

Show and Share

If you'd like to participate in Show and Share please email a photo of your quilt (preferably with you in the photo too!) to Susan Thompson (ShowAndShare [at] royalcityquiltersguild.ca). Include your name, the name of the quilt, the pattern, and the quilter.

During the meeting Susan will project the photo for all to see and you'll be asked to speak about it. Deadline for photos: 7pm on the night before the meeting. If you have done a Pat Speth quilt, please share it this month!

Video of Guild Meeting

The Guild meetings will be recorded. If you can't make the meeting during the scheduled time, you can watch it later. The video link will be emailed to the Guild after each meeting.

Images courtesy of Pat Speth.

RCQG 30th Anniversary



Did you know that in 2021 the RCQG will celebrate its 30th Anniversary?

We celebrate Guild anniversaries in March, and we're looking for some memories of those early days to put together a short presentation to share at the anniversary meeting.

If have been a member of the RCQG for 15+ years, we'd like to hear from you. We're looking for memories of the early years of the Guild, and for photos to share. There is a survey that we'd like longstanding members to fill out: [Click here for the 30th Anniversary Survey](#).

If you have photos to share, please email them to Michele Kurtz (see RCQG directory).

Image from Google Forms.

Member Spotlight

Guild Member: Heather Fisher



Heather (R) and her friend Cindy (L) with a quilt made by Heather.

Heather was a member of RCQG years ago, but recently re-joined the Guild. Heather has always admired quilts but was intimidated by the idea of making one because they require so much precision and time. One day about 15 years ago she saw a bundle of fat quarters that spoke to her, and she bought them on a whim. Her friend Carol is a quilter and found out about Heather's purchase and promised to teach her. Heather learned about quarter inch seams, rotary cutting, and then jumped right in and has been quilting ever since. Those fat quarters turned into a queen sized quilt sewn on an old machine on a folding table in her basement. Making that quilt sparked a love of quilting for Heather; she loved the sense of accomplishment from creating something so comforting and being able to look at it on her bed and think to herself "I made that! A quilt!"

Well, once you make one quilt, you make more. Heather's favourite projects over the years were two bed quilts for her daughters. Heather loved knowing that her daughters were warm at night under quilts that she had made herself. Her daughters are 27 and 30 now, and the youngest just bought a new house and received a new quilt as a Christmas housewarming gift. Heather is currently working on a quilt for a friend who wanted quilt out of her husband's old jeans. Heather says it has been amazing to take apart the jeans and to see just how much fabric is in a pair, and to think about fabric that is wasted when clothes go out of fashion or get worn out, and how we can re-make old fabric into new projects.

When Heather first joined the RCQG she enjoyed being able to get out for an

evening and to learn from others and get new ideas. But she found it hard to get out in the evening when her family were all home and so she let her membership lapse. She has re-joined the Guild because she loves the online format. It's also easier to have time to herself now that her children are grown. She loves how using Zoom has opened a world of possibilities; she gets to learn from others and see what's going on in the quilting world right from home. She recently took a class in longarm ruler work from Silly Moon Quilts in British Columbia and loves how so many learning opportunities have opened up - the pandemic does have some silver linings.

Her love of quilting eventually lead Heather to buy a longarm machine, and just this year she and her husband have become the Innova dealers for Ontario. Their newly opened quilt shop Buy the Bolt is located on Woolwich street in Guelph and they sell fabrics, wide backing, batting, notions, rulers, and of course Innova machines. Heather said that she loves how her hobby has lead her to something she loves.

Editor's Note: When I got in touch with Heather to ask if she would be in the spotlight this month, it was because she is a new member. I chose her by browsing through the directory. I didn't know she had just opened a quilt shop in Guelph. She only mentioned it in passing at the end of the interview and I asked her to tell me more - she did not reach out to me to ask for free publicity, it was just a happy coincidence. ~Lindsay
Image courtesy of Heather Fisher.

Community Outreach

Are you looking for a project?

Our Bee month drive was so successful we now have a HUGE pile of quilt tops ready to be quilted. The Community Outreach team are diligently working away at the pile but if you have time to quilt one for us we'd love your help! If you have a particular colour of thread you'd like to use, just let us know and we'll arrange a top that works with that colour. If you'd like to practice a new technique this is a great opportunity! Please email Katrina if you can quilt any of these beautiful tops.

Block of the Month Update

The Community Outreach committee is suspending the BOM program until we can meet in person again. BOM is more difficult to organize in the virtual environment when we're not meeting at the church for members to drop off their blocks. In its place we're offering fabric to any Guild member who would like to sew comfort quilts. If you're looking for a project we can select fabric for you to make a quilt top. Pick up and drop off will be arranged in one of our two bins. Please email Katrina (see RCQG Directory) if you're interested in using Community Outreach fabric to make a comfort quilt.

~Community Outreach Team

Community Outreach Bins

Drop-off completed BOMs and quilts and
pick-up Community Outreach kits.

Email Katrina Baklarz to request a kit.

Trish's House: 12 Trillium Court, Guelph

Cindy's Office: Tacoma Engineers, 176 Speedvale Ave., Guelph 8am to 4pm,
Monday to Friday.

[COMMUNITY OUTREACH WEBSITE](#)

COMMUNITY OUTREACH PHOTO GALLERY

December Meeting

The December meeting was excellent! There were many lovely holiday sweaters in display, and a festive poem by the art quilt group. And of course, the fantastic presentation by Karen K. Stone. Her presentation was engaging, full of great photos and humour, and she inspired quilters to make their best quilts. Her main message was that fabric choices feed our love and voice, and that you should be true to yourself in your choices. Don't choose fabric for others, choose it for yourself! Her mantra was: my fabric, my quilt, my decision!



Karen's Message Included:

1. Your goal should be to make the best possible quilt from the fabric you have - this will be made easier if you start by only buying fabric you love. When you start with fabric you love, then you'll have a quilt you love. Buy a variety of fabrics you love so that the final quilt reflects you - the maker. Make your stash personal, passionate, and joyful!

2. When planning a project start by pulling a few favourite fabrics as a focus point. When you start with fabrics you love, these will hold the idea to help you build a pallet.

3. Add fabric choices gradually and built a gradient. Enliven and enrich your pallet. If you start with two focus colours, add a few that are exciting. Add, react, and divide as you audition and choose fabrics. She also suggested labelling your reactions to key fabrics with a sticky note. Take your time choosing fabrics for a project to build your confidence about the choices you make.

4. Make a mockup of a block and the fabrics you imagine together. Each block should include some of each fabric grouping.

Presentation: Karen K. Stone: Organizing Colour in Scrap Quilts

Website: KarenKStone.com

Images are screenshots from RCQG Meeting Dec, 2020

Trust your eyes.
Trust your instinct.
Your voice is important.



December Newsletter Correction

Sorry to Caroline for spelling her name incorrectly in the December newsletter. She is Caroline at Carolinequilts.

Bonnie Hunter Mystery: Grassy Creek



This is the RCQG Bonnie Hunter's mystery quilt group enthusiastically working their way through the latest mystery: Grassy Creek. What great fun it is to see everyone's progress and to cheer each other on.

Her mysteries are free. They come with weekly clues, which is great while being in lock down. We find it gives us something to look forward to. The instructions are well written and clear, with several alternative ways for cutting and assembling the blocks.

Our next social is January 16th, that's a Saturday. We usually start at 1:00. You can email Nancy McNab or Becky Fiedler to get the zoom link (find their email addresses in the RCQG directory). It's not too late to join in the fun or just come for a visit.

Stash Busters - New Project Begins February 3



Every two months, the Stash Busters begin work on a new project. In February, Sharon Neve-Gray will be leading the Stash Busters to work on Tunnel of Light. This striking pattern is available from Sew Yeah Quilting. You can watch the YouTube tutorial [HERE](#) and download the pattern [HERE](#).

The Tunnel of Light pattern is layer cake friendly or you can make it with 10-inch squares cut from yardage. Take a look at the pattern - and your stash. If you'd like to join us, please send Sue an email: [stashbusters \[at\] royalcityquiltersguild.ca](mailto:stashbusters@royalcityquiltersguild.ca)

The Community Outreach team will provide kits to members who would like to work on a Stash Busters project to donate to Community Outreach. Please email Katrina Baklarz by **January 15** if you're interested in receiving a Tunnel of Light kit.



To learn more about Stash Busters, visit <https://vimeo.com/445325648>
Image from YouTube tutorial linked above.

Membership Update

Welcome to the RCQG's newest members: **Sue Esseltine, Lisa Caron, Lorraine Duffield, Donna Barwish, and Jayne Rutledge**. We're happy to have you join us!

The RCQG Membership Directory was emailed by Helen Kocmarek in November. Please refer to it for member contact information.

Special Interest Group: Dear Jane (Hand Sewing)

Each month we highlight a Special Interest Group within the Guild that is currently accepting new members.



Sampler Quilt, 1863
Jane A. Stickle (1817-1896)
Pieced cotton with linen backing

Dear Jane Group: The Dear Jane quilt was made in 1863 by Jane A. Stickle. It includes 169 blocks, 52 triangles, and 4 corners, for a total of 5602 pieces in a Baltimore Album-style quilt. Most participants in this group are recreating those 4.5" blocks. The reference book for patterns was written by Brenda Manges Papdakis and individuals are selecting patterns to hand-sew each month, many of which are applique. Some members are working on other hand sewing projects.

Meeting place: Zoom, last Wednesday of the month from 7-8:30pm. Next meeting is on January 27.

Contact information: Jane Londerville

Image from: [Bennington Museum](#)

Podcasts to Listen to While Sewing

I discovered two new podcasts that are well produced, interesting, and provide new perspectives on this old art we enjoy.



Podcast Name: Stitch Please

Host Name: Lisa Woolfork

Podcast Description: This is a sewing podcast, not necessarily a quilting podcast. It is billed as the sewing podcast where Black Lives Matter. One of the reviews says: "Great podcast, sewing is so empowering and I love the space Lisa creates for conversation and craft." As I always do, I started listening back at the first season. In the first episode I enjoyed listening to Lisa share how her mother used to sew matching outfits for the first day of school, and how she later sewed matching outfits of her own to symbolically unite her multiracial family.

Podcast Link: <https://podcasts.apple.com/us/podcast/stitch-please/id1477578107>



Podcast Name: Quilt & Tell


Host Name: Lori Baker, Tracy Mooney, Ginger Sheehy Tatic

Podcast Description: This podcast brings together three experienced quilters to discuss quilting stories. It is produced by Quilting Daily (publications like Fons&Porter, McCalls Quilting, Quilting Arts Magazine and others). Read more about the podcast hosts and the show [here](#). I started back at the beginning of the first season, and the podcast style made me feel like I was in the room with the hosts - great to listen to.

Podcast Links found here: <https://www.quiltingdaily.com/category/quilt-podcast/>

Upcoming Workshops

Melissa Marginet's Walking Foot Quilting Class



January 23, 9:30 am to 4 pm

If you signed up for this class, please be certain to download the pre-class instructions: [CLICK HERE](#)

Plan to piece and sandwich a quilt top before the class as well as make certain you have other supplies ready for class. Becky will send a Zoom link a day or two before class.

To read more, and to sign-up: <https://royalcityquiltersguild.ca/rcqg-workshops/>

International Quilting Day - March



Mark your calendar - Saturday, March 20, 2021. We're working on a great event to celebrate and sew together that day.

The Role of Quilting in Social Movements



Unknown Maker, Dachau 1945, 1945, Wool, 69 1/2 x 77 in., Michigan State University Museum Collection, 2015:66.2. Image Credit: Courtesy of Michigan State University Museum. Photographed by Pearl Yee Wong

There is a new display at the Toledo Museum of Art about quilting and its role in social movements. The whole collection doesn't seem to be online, but a preview of some of the works is available on their [website](#). The exhibit also includes a virtual [COVID-19 quilting bee](#) with quilts created in EQ from blocks that were submitted digitally.

"The quilts on view in this show are set against the backdrop of social movements and political life in the United States. With examples of quilts documenting and memorializing the AIDS crisis, the Vietnam War, and systemic racism in the US, the stories woven into these works are small squares of a larger patchwork history." -[ArtNet](#)
Image from Toledo Museum of Art website.

Calendar of Events

The Guild has lost of online offerings, from Stash Busters, to Special Interest Groups. Find all the happenings here:

[RCQG Calendar of Events](#)

RCQG Newsletter

This and all past issues of the newsletter are posted on the RCQG website: <https://royalcityquiltersguild.ca/newsletter-archives/>
~ Lindsay Core, Newsletter

2020-2021 RCQG Program

Click on each link to visit their websites:

[January - Pat Speth](#)

[February - NEW! Valerie Bothell](#)

[March - Elaine Quehl](#)

[April - Melissa Marginet](#)

[May - Joanna Dermenjian \(World War II and Quilting\)](#)

[June - Rhonda Dhort](#)


A short video of the program for the year is available [here](#).

Show and Share from December

Janet Kasper



Janet Kasper



Nancy Wells
Mystery Quilt



Mariette Denis
BOM



Mariette Denis
Sister Quilts



Joan Hett
Sunrise/Sunset close up



Joan Hett
Orange Zest




Sheila OHagan
Scandinavian Snowflake Paper Pieced
20" Table Topper



Beverly Matson
Halloween curtain



Cheryl Cowan
Zig Zag Tracks



Pamela Eng



Pamela Eng



RCQG Sew Safe Policy



Due to the current COVID-19 environment, our concern for members' well-being, and liability concerns for the Royal City Quilters' Guild, all Royal City Quilters' Guild activities are to be conducted remotely. This includes, but is not limited to monthly guild meetings, executive meetings, committee meetings, special interest groups, and workshops. In-person events are not supported by the Royal City Quilters' Guild at this time.

Thank You to Our Sponsors!

Visit our sponsors by clicking their advertisements.

make1

Jo Adlington
Owner

519-767-1496
88 Waterloo Avenue
Guelph, ON N1H 3H8

make1guelph@gmail.com
make1.ca

ROYAL QUILTS .com

CUSTOMERSERVICE@ROYALQUILTS.COM

DROP BY THE STORE,
OR GIVE US A CALL.
WE'LL HELP YOU
FIND WHAT YOU'RE
LOOKING FOR!

OR VISIT OUR
ONLINE STORE AND
SHOP 24/7!

WE SELL BATTING
BY THE ROLL
AT 25% OFF



**COUNTRY
CONCESSIONS
Quilt Shop**

1 Dufferin Street, Cookstown, Ontario L0L 1L0
705-458-4546 | info@countryconcessions.com
WWW.COUNTRYCONCESSIONS.COM
FACEBOOK: COUNTRYCONCESSIONSCOOKSTOWN

carolinequilts

Quilting Fabrics and Supplies
Cambridge, Ontario

carolinequilts.blogspot.com

Caroline Berch
carolinequilts@rogers.com
519-219-2969




Sew Fancy Inc.

Your Premier Source for Specialty
Sewing Supplies

Alma Laidlaw
(Please Call for Appointment)

Phone: 519-824-4127
www.sewfancy.com

Guelph, Ontario
sales@sewfancy.com



HEATHER STOCK
519-625-8435
heather@thequiltplace.ca
www.thequiltplace.ca

Fabric, Quilting Supplies,
Ready & Custom Made Quilts

3991 Perth Rd. 107, Box 223, Shakespeare, ON N0B 2P0

*Mr. C's
Longarm Quilting*

Guelph, Ont
519.993.2084
info@mrcslongarmquilting.ca



Support
**worldwide
QUILTING DAY**



Saturday
March 20, 2021

Binding quilters worldwide



Cobwebs & Caviar
Quilty Stuff. Kick Ass Clothing. Bits & Giggles.

Online Shop Open 24/7!



COBWEBS FAT QUARTERS

6 for only \$25!

**Bricks & Mortar Shop
open
Tuesday to Saturday**

COBWEBS & CAVIAR, 147 Main St. W. Shelburne, ON
cobwebsandcaviar.com



The Quilt Kitchen LTD.

Now Offering ZOOM CLASSES

FABRICS • NOTIONS • BOOKS
PATTERNS • CLASSES
KITCHEN GADGETS

.....

✓ SIGN UP FOR OUR NEWSLETTER

✓ FOLLOW US ON  

.....

301 MAIN ST., EXETER
ONTARIO NOM 1S7
226-735-3676
INFO@THEQUILTKITCHEN.CA
WWW.THEQUILTKITCHEN.CA

Advertise in the RCQG newsletter.

Questions or comments about the newsletter?

Email: newsletter@royalcityquiltersguild.ca

Any member of the Guild may submit content for the newsletter by sending it to the email address above.

Please note that submissions may be edited for clarity and length.

Newsletters are published on the first Tuesday of the month, one week before the RCQG meeting.

All content must be received on the Sunday nine days before publication.

Copyright © 2019-2020 Royal City Quilter's Guild, All rights reserved.

Our mailing address is:

Royal City Quilters' Guild
P.O. Box 24030
Bullfrog Postal Outlet
Guelph, ON, Canada
N1E 6V8

Want to change how you receive these emails?

You can [update your preferences](#) or [unsubscribe from this list](#).