

RCQG October Newsletter

 mailchi.mp/c72de04ccd9b/october2020-newsletter-4452061

Royal City Quilters' Guild

The Zoom link will be emailed on Monday, October 12 to the membership.
If you don't have a good internet connection, you can always call in to hear the meeting over the phone.
The phone numbers will be listed in the email with the Zoom link.

October Program - Sharon Blackmore



Presentation: Express Yourself

Website: loveshackquilts.ca

Learn the essential elements of show stopping quilts, and how to infuse these key ingredients into your own quilting, in any style! This educational style trunk show will arm you with the 3 secrets to creating successful dynamic quilts, allowing your quilts be a true reflection of who you are. You will gain insight and inspiration to choose fabrics with confidence, as you learn to embrace the creative journey that quilt making offers.

Show and Share

If you'd like to participate in the show and share at the October online meeting, please email a photo of your quilt (preferably with you in the photo too!) to Susan Thompson (ShowAndShare@royalcityquiltersguild.ca). Include the name of the quilt, the pattern, and the quilter.

During the meeting Susan will project the photo for all to see and you'll be asked to speak about it.

Video of Guild Meeting

The Guild meetings will be recorded. If you can't make the meeting during the scheduled time, you can watch it later. The video link will be emailed to the Guild after each meeting.



Image: The Quilting Bee by McKenna Ryan

It's Bee Month!

It's October, and that means that the long-awaited Community Outreach Bee Month is here!

The Community Outreach group has worked hard through the summer to get kits cut and ready for this month's events, and they've got lots of fun things in store. In honour of Bee Month, the focus of the October newsletter is Community Outreach's work, and the Bee Month activities



Member Spotlight

Guild Member: Katrina Baklarz, Community Outreach Co-Chair

Katrina learned to quilt about 10 years ago. She's always been a maker, and decided she wanted to learn to quilt, so she took a course at Triangle Sewing in Guelph. After taking a class, she then joined Triangle's Quilt Club and heard about the Royal City Quilters' Guild through Monica Bell (RCQG Past President) who ran the club at the time. Monica spoke so highly of our Guild and its activities that Katrina decided she'd join. Right from the beginning Katrina also joined the RCQG Modern Quilt Group and the Community Outreach group.

Katrina loves every project she works on. Her particular interest is in modern quilts because she finds many of the patterns calming and soothing. Although she appreciates the art and work that goes into more traditional quilts with small pieces, she doesn't find the overall effect as restful to the eye as she does with modern quilts. She has made many Elizabeth Hartmann patterns, and every time she finishes one she stands back to look at it and thinks "wow!" What a wonderful feeling to have about something you have put so much time and effort into. Recently she finished a baby quilt that has been sent to her cousin in Australia for a new granddaughter (photo above). Another project she loved working on was "Dwight Deer" which she made in queen size as a housewarming present for her dear son (pun intended!).

Katrina's dedication and involvement in the Community Outreach group is so important to our Guild. She is currently the Chair of the group, and there are many reasons she loves being involved in its work. She feels that Community Outreach really makes a difference in people's lives, and it's fun to work with a group of quilters who love what they do. Katrina is constantly amazed by the talent and generosity of Guild members, many of whom work quietly behind the scenes making beautiful quilts for the Sexual Assault and Domestic Violence Treatment Centre at the Guelph General Hospital.

Katrina has made so many friends through Community Outreach, and loves working with everyone in the group. Her favourite job is to iron the labels onto the back corner of each quilt before it is donated. She loves that job because she gets to handle every single quilt, and appreciate the work and care put into each one. She has learned a lot and is inspired by the colour choices and patterns of the quilts that pass through her hands on the way to their new home. The next delivery of quilts to Betty Slack at the Sexual Assault and Domestic Violence Treatment Centre will be in November.

SAVE THE DATE:

Virtual Bee Day is Saturday, October 24, 2020 from 10am-3pm.
See the email sent Sept 30 for more details,
and sign-up by clicking the link below.

[BEE MONTH PARTICIPATION FORM](#)

[COMMUNITY OUTREACH WEBSITE](#)

[COMMUNITY OUTREACH PHOTO GALLERY](#)

Community Outreach Virtual Bee Month 2020

Please join us in October for the Community Outreach Bee Month featuring a virtual Bee Day sewing event on Saturday October 24 from 10am to 3pm.

We will have kits available at both of our bin locations and we can deliver a kit to anyone who does not have access to either of the bins.

Bin 1: Trish's house at 12 Trillium Ct, Guelph

Bin 2: Cyndy's work at Tacoma Engineers, 176 Speedvale Ave, available 8am to 4pm Monday to Friday.

Taking part is simple! Just return the form that was emailed on Sept 30, or click on the button below called "Bee Month Participation Form" to fill out the form.

You'll get to choose your kit from the bins, and you can work on your comfort quilt during the whole month of October. Please join us for our virtual sewing day on October 24 from 10am to 3pm. We'll be there to offer any help needed, share our progress, chat, and enjoy each other's company. If you'd prefer to work on your own comfort quilt project you're welcome to join us on Bee Day too!

Everyone who drops off a quilt top or completed quilt in one of our bins during the month of October will have their name put into a draw for a fat quarter bundle of hand-dyed fabric made by our own Scott Schau.

The Community Outreach team is also preparing 'Halloween Treat Bags' containing fabric goodies for everyone who drops off a quilt top or completed quilt during the month of October.

We're hoping you'll join us for Bee Month making comfort quilts for the Guelph Wellington Sexual Assault/Domestic Violence Care and Treatment Centre. We're looking forward to seeing you!

~Your Community Outreach Team

[BEE MONTH PARTICIPATION FORM](#)

BOMs from the Spring

Do you have any Blocks of the Month finished from the 2019-2020 Guild year?

Please drop them off at one of the two bins so that Community Outreach can get them made into comfort quilts.

Block of the Month - October 2020

This month, become familiar with the pink, blue and purple fabrics in your stash. You will make four blocks that are roughly 8" x 6 1/2". Please do not trim your blocks. Use a scant 1/4" seam allowance.

You will create four different blocks, simultaneously.

Fabric Requirement:

8" x 8" cuts of fabric

Colour Choices:

4 fabrics in pink, blue, and purple. Feel free to mix and match.

Instructions:

1. Please read through all the instructions before starting.
2. Cut one 8" x 8" square from each of your 4 different fabrics. You can mix and match your fabric selection from pinks, blues and purples any way you choose.
3. Stack the four 8" x 8" squares one on top of the other, right side up. Make sure that the top and bottom fabrics in your stack are not similar.
4. Make 3 cuts with your rotary blade, through the four fabrics, using slight angles, so that you have 4 stacks of strips. Please note: It is important to keep the stacks in the order you cut them.




Diagram I

4. To shuffle the fabrics: column #1, no change; column #2, top layer goes to bottom; column #3, top 2 layers go to the bottom; column #4, top 3 layers go to the bottom.



Diagram II

5. Sew the strips together in the order you see them, left to right. Note: Because you are sewing angled pieces, you need to overlap the points where the $\frac{1}{4}$ " seam allowance is. For this reason, do not cut deep angles to create your strips.



Diagram III

6. The pieces will now be cut on bias, so be careful not to stretch them when pressing. You will make four blocks that are roughly 8" x 6 1/2". Please do not trim your blocks.



Diagram IV

This block is a simple, effective block.
We are aiming for an 8 1/2" x 8 1/2" unfinished block.
As always, please do not trim your blocks.
Please use a scant 1/4" seam allowance.

Community Outreach Q&A

How many members are part of Community Outreach?

The committee has 11 members this year.

How often do you meet?

We have committee meetings 5 times per Guild year. About one every other month.

What does the committee do?

- Committee members store and manage the stash and backings. This is done by colour group.
- Members take responsibility for one BOM which includes selecting a pattern, cutting kits, writing up the newsletter description, collecting returned blocks, and sewing them into a completed quilt.
- We select patterns for Bee day and cut kits.
- We do various sewing tasks from resizing a quilt top, to finishing a quilt top, to quilting quilts.
- We collect any baby quilts that are donated and deliver to Beginnings, help deliver quilts to the hospital, staff the community outreach table at Guild meetings (when we can meet).
- We store batting rolls and cut it into comfort quilt size, sort fabric donations, wash fabric as needed and most important, have fun together!

How many quilts does RCQG donate every year?

2018/2019 we delivered 155 quilts
2019/2020 we delivered 143 quilts

Who can join?

Any member of the RCQG is welcome to join. Our meetings are all on Zoom for this Guild year.

Community Outreach gets some funding from the Rotary Club of South Guelph. Take a look at what they said about the Comfort Quilt Programme in 2018:
<https://guelphsouthrotary.ca/stories/comfort-quilts>



More New Members

Since the last newsletter was published, 23 new members have joined our guild. Please join me in welcoming **Susan Warkentin, Lynn Binney, Maggie Vanderweit, Janice Snell, Catherine Ferrier, Marion Warde, Catherine Petch, Flo Pringle, Sharon Bourque, Sandra Bussey, name withheld, Maria Kee, Dawn Hunt, Janet Kasper, Andrea Heimrich, Helen Thompson, Aline Chan, Anne Hobbs, Rose Marie Robinson, Roxanne Newell, Rosemary McCallen, Caroline Berch, and Pamela Eng** to the Guild.

I have received many comments that our program of excellent speakers and the opportunity to be a member of an active Guild during the pandemic attracted the new member to our group. October is time to reflect and give thanks. I am thankful that our Guild has members with the drive and skills to organize and manage the Zoom meetings, the guest speaker program, the newsletter, and the community outreach work.

I encourage everyone to participate in the break-out rooms after the formal meeting. It is an opportunity to meet and chat with other members. Before the pandemic, I only knew a few of the members names. With every passing meeting, I can recognize and name more members.

Stay safe and enjoy the wonderful autumn colours and sunshine!
~Helen Kocmarek, RCQG Membership

September Program Highlights

What a great meeting we had in September, full of great speakers, great quilts, and enjoyable conversation during the social at the end of the meeting. There were a total of 89 participants on the Zoom call.

Betty Slack - Betty is the Program Facilitator for the Guelph - Wellington Care & Treatment Centre for Sexual Assault & Domestic Violence who receives all the quilts the RCQG donates through Community Outreach. Every year she visits the Guild to tell a few stories about the journey our quilts make after they leave our hands.

This year Betty shared about Elora House <https://www.elorahouse.com/> Elora House provides safe housing and support for women exploited by sex trafficking. Each young woman who stays at the house has a quilt waiting for her on her bed. Many of the women wrap themselves in their quilts during meetings and social activities within the house. **Betty extended a heartfelt thank you to the RCQG: "You can see that what you do means so much to the nurses and clients. You provide a piece of warmth, and love, and kindness."**

Krista Hennebury - Krista from spoke to us from British Columbia about finding your signature style. She had five great pieces of advice for quilters, based on her own experiences and quilting journey.

1. Make stuff - sew and make, sew and make.
2. Make new stuff - find projects that make you happy, not just quilts.
3. Participate in stuff - take classes, sew with others, enter shows.
4. Leave home and look at stuff - try to find inspiration from the world around you.
5. Design your own stuff - give it a try, and see what happens.

<http://poppyprintcreates.blogspot.com/>

Workshops

RCQG has made arrangements for Guild members to receive a 40% discount on Sharon Blackmore online courses and patterns. Please visit loveshackquilts.ca for more information and refer to the email you received to the RCQG email listserv for the discount code.

A Custom Edge-to-Edge Walking Foot Quilting class is scheduled for January 23 and is open for signing up in the RCQG online store. You can use the comfort quilts you're making to practice and develop your walking foot quilting skills. Secure your seat before the class fills!

To read more, and to sign-up: <https://royalcityquiltersguild.ca/rcqg-workshops/>

Library Updates

Thank you to everyone who came to the library book sale this summer. We raised \$195 for the Guild. There are still two boxes of books to be sold when we meet in person again. The remaining books were recycled or donated to the Friends of the Public Library sale through Donna Reimer. Thanks to everyone who returned library books. Please get in touch with if you have books to return.

~Colleen Hunter, Librarian

In honour of Bee Month, this month's book suggestions from the Guelph Public Library are all scrappy quilts so you can make a comfort quilt from your stash.

No Scrap Left Behind by Amanda Jean Nyberg

<https://catalog.guelphpl.ca/polaris/search/title.aspx?ctx=1.1033.0.0.5&pos=3>


Radiant Quilts: A Scrap Quilt Book by Elise Campbell

<https://catalog.guelphpl.ca/polaris/search/title.aspx?ctx=1.1033.0.0.5&pos=1>

[Guelph Public Library Catalogue](#)

Special Interest Group: EQ8

Each month we highlight a Special Interest Group within the Guild that is currently accepting new members. Last month you learned about the Stash Busters group, and at the October Guild meeting you will learn about the EQ8 group.



This group is dedicated to learning how to use the quilt design software Electric Quilt version 8 (also known as EQ8). This group is intended for those who own EQ8 software and want to become more proficient users of the program. The group is organized as follows: members work on the same project/chapter from the EQ8 lesson books as individual study, then they meet via zoom every two months to show their designs, discuss their learning, and create new challenges. The group is currently working from the EQ8 Drawing Blocks book.

Meeting time: 7pm on the 4th Tuesday of January, March, May, September and November

Meeting place: Zoom

Cost: Purchasing the study books

Contact information: eq8users@royalcityquiltersguild.ca

International Quilting Day - March

International Quilting Day is the third Sunday in March. Last year we had a wonderful day of virtual quilting with gift card giveaways from local quilt shops who advertise with us. If you're interested in helping to plan the RCQG activities for this Guild year, please contact Michele Kurtz.

Stash Busters Update

Did you want to join Stash Busters, but the date/time didn't work for you? Starting in November, their current project will be shared in this newsletter. In November, RCQG will also start to host a virtual Saturday Sew Day on the Saturday following our Guild meeting. Guild members will be welcome to meet online and work on the Stash Busters (or any other) project.

Quilt Inspiration

Canadian Quilters has a new website, and their galleries of previous National Juried Show winners are worth the visit. [Here are the NJS Award winners in 2019.](#) Look carefully and you'll find a quilt by a group of RCQG members.



Tattoo Quilt
Artist: Berene Campbell

Award: Excellence by a First Time Exhibitor in the National Juried Show

RCQG Newsletter

This and all past issues of the newsletter are posted on the RCQG website: <https://royalcityquiltersguild.ca/newsletter-archives/>
~ Lindsay Core, Newsletter

2020-2021 RCQG Program

Click on each link to visit their websites:

[October - Sharon Blackmore](#)

November - Sponsor Showcase (tips and tricks from our local quilt shops)

[December - Karen K. Stone](#)

[January - Pat Speth](#)

[February - Barbara Black](#)

[March - Elaine Quehl](#)

[April - Melissa Marginet](#)

May - Johanna Dermenjian (World War II and Quilting)

[June - Rhonda Dhort](#)

A short video of the program for the year is available [here](#).

Show and Share from September

Cheryl Wallace
Katherine's Hallelujah



Cheryl designed this quilt so that each piece represents a musical note. Here's the link to the song Hallelujah by Katherine Wheatley. The band is called Boreal. They are Katherine Wheatley (left) Tannis Slimmon (centre) and Angie Nussey (right). Hallelujah starts at 26:57.

https://www.youtube.com/watch?v=JKm9BD_A8ts&feature=emb_rel_end

The program Cheryl used to design the quilt is prequilt.com

Pat Donovan




Rebecca Fiedler



Kathryn Wagner



a wall hanging called "This Little Pandemic Piggy" 16" x 17" (original design, sewn and quilted by me)



• - a "Scrappy Shoo Fly" quilt 51" x 71" (a leader-ender challenge by Bonnie Hunter, sewn and quilted by me)

Beth Campeau
visual migraine



Joan Hug-Valeriotte




The twin bed design is adapted from a 20" x 20" wall hanging pattern by Virginia Robertson. The batiks are all from my stash and the Lotus fabrics are my hand-dyes. It measures 62" x 80"



Beverly Matson



Beverly Matson



RCQG Sew Safe Policy



Due to the current COVID-19 environment, our concern for members' well-being, and liability concerns for the Royal City Quilters' Guild, all Royal City Quilters' Guild activities are to be conducted remotely. This includes, but is not limited to monthly guild meetings, executive meetings, committee meetings, special interest groups, and workshops. In-person events are not supported by the Royal City Quilters' Guild at this time.

Thank You to Our Sponsors!

Visit our sponsors by clicking their advertisements.



Sew Fancy Inc.
Your Premier Source for Specialty
Sewing Supplies

Alma Laidlaw
(Please Call for Appointment)

Phone: 519-824-4127
www.sewfancy.com

Guelpi, Ontario
sales@sewfancy.com



HEATHER STOCK
519-625-8435
heather@thequiltplace.ca
www.thequiltplace.ca

**THE
QUILT
PLACE**

*Fabric, Quilting Supplies,
Ready & Custom Made Quilts*

3991 Perth Rd. 107, Box 223, Shakespeare, ON N0B 2P0



Cobwebs & Caviar
Quilty Stuff. Kick Ass Clothing. Bits & Giggles.

Online Shop Open 24/7!



COBWEBS FAT QUARTERS

6 for only \$25!

**Bricks & Mortar Shop
open
Tuesday to Saturday**

COBWEBS & CAVIAR, 147 Main St. W. Shelburne, ON
cobwebsandcaviar.com



Jo Adlington

Owner

make1guelph@gmail.com
make1.ca

519-767-1496
88 Waterloo Avenue
Guelph, ON N1H 3H8



CUSTOMERSERVICE@ROYALQUILTS.COM

Advertise in the RCQG newsletter.

Questions or comments about the newsletter?

Email: newsletter@royalcityquiltersguild.ca

Any member of the Guild may submit content for the newsletter by sending it to the email address above.

Please note that submissions may be edited for clarity and length.

Newsletters are published on the first Tuesday of the month, one week before the RCQG meeting.

All content must be received on the Sunday nine days before publication.

Copyright © 2019-2020 Royal City Quilter's Guild, All rights reserved.

Our mailing address is:

Royal City Quilters' Guild
P.O. Box 24030
Bullfrog Postal Outlet
Guelph, ON, Canada
N1E 6V8

Want to change how you receive these emails?

You can [update your preferences](#) or [unsubscribe from this list](#).