

RCQG October 2022 Newsletter

 mailchi.mp/royalcityquiltersguild/sept2022-newsletter-5244108

October Newsletter
Royal City Quilters' Guild
Guelph, Ontario, Canada

President's Message

Fellow Members,

The other day, I pointed excitedly to a tree with bright red leaves at the top saying, "Look at that! Look at the red leaves!" I see advertisements promoting pumpkin-flavoured everything (Yum!) and I know that Fall will be here soon. In Canada, Mother Nature puts on a spectacular display to signal the change from warm summer days to brisk autumn nights. Having spent most of my adult life in Florida where the changes of the seasons are subtle, the annual Fall spectacle is thrilling to see.

Royal City Quilters' Guild has our own Fall rituals. Please review the newsletter carefully to read how you can get involved in those that interest you. The Community Outreach Committee is sponsoring a Virtual Bee Day on October 22. Membership Chair Helen Kocmarek will host our newest members for a virtual Fireside Chat on October 25. The "Dear Jane" hand sewing group is inviting new and returning members to an in-person meeting at Three Willows Church (in Guelph) on October 26. The rest of our Special Interest Groups have resumed their normal schedules on Zoom. And, finally, the October 11 meeting will feature the award-winning work of textile artist Sue Sherman as well as Show and Share of the Guild's Summer Mystery Quilt designed by our own Judy Eckhardt.


It's going to be a great month for Royal City Quilters' Guild members!

Becky Fiedler

Guild Meeting

**Next Guild Meeting:
Tuesday, October 11, 2022
The Chapel at Lakeside Church
7:00pm ET in Person and on Zoom**

October Programme



Quilting Journey of a Renaissance Woman

This trunk show highlights Sue Sherman's quilting journey from the first pieced quilt through a variety of traditional and art quilting techniques. It includes her time in Hawaii where she learned Hawaiian quilting and its traditions, as well as her experiments with different types of art quilting before she settled on her current technique of painting with dyes.

Sue's fabric creations connect her to the spectacular places and wildlife she has seen in her travels. She is passionate about protecting earth's creatures, along with their habitats, and hopes her work will inspire you to share her sense of urgency around this message.

Sue's website: sueshermanquilts.com/



Julie Service with grandson Dash's quilt.

SHOW AND SHARE

To participate in Show & Share please email a photo of your quilt (preferably with you in the photo too!) to Susan Thompson (showandshare [at] royalcityquiltersguild.ca). Include your name, the name of the quilt, the pattern, and the quilter. During the meeting Susan will project the photo for all to see and you'll be asked to speak about it.

Deadline for photos: 7pm on the Sunday night before the meeting.

MEETING ACCESS

The Zoom link will be emailed to all members and guests on the day before the Guild meeting by Helen Kocmarek.

MEMBERSHIP AND GUEST PASSES

To renew your membership or purchase a guest pass visit the [RCQG store](#).

VIDEO RECORDING

If you miss the meeting, don't worry! The Guild meeting will be recorded and the link emailed to the membership within about 24 hours.

ZOOM, ZOOM!

Please update Zoom before the meeting. Visit the [RCQG Zoom How-To](#) to learn how to update Zoom, and for a Zoom video tutorial.

NEWSLETTER

The newsletter ends with the RCQG Sew Safe Policy. If you are unable to view the entire newsletter, visit the [RCQG Newsletter Archives](#) to see the full version. If you would like to advertise in the newsletter, please get in touch with Cathy Buchanan at [advertising \[at\] royalcityquiltersguild.ca](mailto:advertising[at]royalcityquiltersguild.ca)

EMAILS

Any email addresses listed in the newsletter are written in the following format to prevent spam:

namename [at] server.com

To send an email, replace [at] with @ and remove the extra spacing.

All addresses are also available in the Guild Directory.

Come Back to Sewing



Machines
Classes
Fabrics
Notions
Service

TRIANGLE Sewing Centre
386 Woolwich Street.
519-822-9910 or Toll Free 1-877-212-9863
trianglesewing.on.ca



Sew Fancy Inc.
Your Premier Source for Specialty Sewing Supplies

Alma Laidlaw
(Please Call for Appointment)

Phone: 519-824-4127
www.sewfancy.com

Guelph, Ontario
sales@sewfancy.com

Mr. C's Longarm Quilting

Guelph, Ont
519.993.2084
info@mrcslongarmquilting.ca


Dancing Stitches
Celebrating the Art of Sewing



- *Fabric & Notions*
- *Sewing Machine Sales*
- *Sewing Machine Repairs*
- *Sewing Classes*
- *Quilting Classes*

100 Sheldon Drive
Units 4 and 5
Cambridge, ON
N1R7S7
519-624-8878
celebratesewing@gmail.com

www.dancing-stitches.com **BERNINA**
Makin' it create

 **Quilting by Design**

Telephone: 519-390-1155
337 Waterloo St., New Hamburg



905-304-0180
356 Wilson St. E, Ancaster


Ribfest

Our first post-pandemic, in-person, social event was held at the Guelph Ribfest August 26. It was wonderful meeting members who I had only previously met online.

The fine weather allowed us to hang quilts and quilt tops from the pavilion, many of them resemble stained glass. This attracted passersby, and we even acquired a new member.

I wish to thank everyone who attended. Looking forward to seeing more of you at future events.

April TempleSpears



Membership Report

I am pleased to report that the Guild has 179 registered members. Eight new members joined the Guild since the last newsletter. Please welcome Catherine Macmaster, Deelia Johnson, Leslie Batt, Carol Russel, Shirley Killens, Jean Kucam, Kathleen Rodgers and Georgia Kreager.

The attendance count for September's meeting was 49 at the in-person venue and 54 Zoom attendees, including 1 registered visitor.

All new members who registered after February 3, 2022 are invited the **New Members' Virtual Fireside Chat** on October 25th at 7:00 pm. The Fireside Chat provides an opportunity for new members to meet other new members and some of the Guild executive. It's a great time to learn more about the RCQG. We want to get to know you, too. An invitation will be sent to all new members, closer to October 25th. I hope you can attend.

The annual **Past Presidents' Day** is back! The Past Presidents' Day will be held on November 19th at Three Willows Church. This is an in-person event primarily for new members. Remaining spots can be claimed by the membership-at-large. Sign up for this event at the October meeting.

2021-2022 members who have not renewed their membership before October 1st will be removed from the membership registry and will not receive the Zoom links to future meetings. I have 3 requests. Email me at [membership\[at\]royalcityquiltersguild.ca](mailto:membership[at]royalcityquiltersguild.ca) if:

1. you are not sure that you paid the membership renewal fee.
2. you don't receive the Zoom invitation to the October membership meeting but renewed your membership.
3. you do not intend to renew your membership at this time.

Don't forget to look to the sky. I love the amazing colours of the autumn foliage. The ever changing cloud colours, patterns, and movement fill me with awe, too.

Thank you,
Helen Kocmarek

Membership Renewal

If you can't find your renewal invoice, try the following:

- type "invoice" in your email search field
- check the messages you received on May 11th
- check your junk mail folder if you don't see it
- contact [membership\[at\]royalcityquiltersguild.ca](mailto:membership@royalcityquiltersguild.ca) if you need assistance.

Membership Fees

For the 2022-2023 Guild year, the membership fee will remain unchanged at \$40. The membership fee for people who join in February will change to \$30 from \$25. Guest passes will change to \$10 from \$5.

These fee changes are keeping in line with other Guilds in the area.

WWW.PROSEWINGMACHINEDOCTOR.COM

WE SELL:

New & Used Domestic & Industrial
Sewing Machines
Husqvarna, Juki & Reliable

***CERTIFIED DEALER & SERVICE
FOR
JUKI & HUSQVARNA***

WE SERVICE:

All Makes of Domestic & Industrial

WE SHARPEN:

Scissors, Knives & More **Email: stef@sewdoc.ca**



THE QUILT PLACE
HEATHER STOCK
519-625-8435
heather@thequiltplace.ca
www.thequiltplace.ca

*Fabric, Quilting Supplies,
Ready & Custom Made Quilts*

3991 Perth Rd. 107, Box 223, Shakespeare, ON N0B 2P0

make1

Jo Adlington
Owner

519-767-1496
88 Waterloo Avenue
Guelph, ON N1H 3H8

make1guelph@gmail.com
make1.ca

carolinequilts
Quilting Fabrics and Supplies
Cambridge, Ontario

carolinequilts.blogspot.com

Caroline Berch
carolinequilts@rogers.com
519-219-2969

Community Outreach

IT'S BEE MONTH!



October is the RCQG Community Outreach Committee's Bee Month

KITS

It is that time of year again when you are invited to pick up a Bee Month kit and make a quilt top for the RCQG Outreach Program. Taking part is simple. Committee members have worked hard to prepare a variety of kits to make it easy for you to participate in Bee Month and help bring comfort to someone in need. Kits in a variety of colours and skill levels will be available at the Outreach Table at the October RCQG meeting at Lakeside Church and are also available at either of our bin locations. Choose a kit and you can work on your comfort quilt anytime during the month of October. One kit has already been returned completed. Thank you, NH. Upon completion please return your project at a meeting or to a bin with your name on it to be included in a draw for prizes. We have three prizes this year:

- First Prize is a Moda Jelly Roll.
- Second Prize is Alphabitties--just check out Kathy Wagner's Blog, Kathy's Quilts, to see how much she loves her numbers and letters.
- Third Prize is a package of 180 Paper Hexies for English Paper Piecing.

VIRTUAL BEE DAY

Please join us for the virtual sewing **BEE DAY on Saturday, October 22**

from 10am - 3pm. Whether you are sewing a kit, quilting a quilt, binding, finishing your summer mystery, working on your Stash Busters project, or preferring to work on a comfort quilt project with your own fabrics you're welcome to join us. We would love to see what you are working on. This is a wonderful opportunity for fun and fellowship. Please e-mail [janice.snell \[at\] gmail.com](mailto:janice.snell@gmail.com) so that the Zoom link is sent to you. Mark your calendars! Stop by for the day, a few hours or just to say, Hi! We would love to see you.

NEW THIS YEAR

Quilting Opportunities

The past few years have had many of us seeking refuge and maintaining our sanity by sewing in our personal spaces and as a result the Community Outreach Committee has received many quilt tops. 16 quilt tops have been donated already this guild year and we will soon have many of the summer mystery quilts, Triangles at Play, turned in as quilt tops. So if you would like to quilt for the Outreach program we have a number of quilt kits ready to go that include a finished quilt top, backing, batting and binding. Please contact Jan Snell ([janice.snell \[at\] gmail.com](mailto:janice.snell[at].gmail.com)) to arrange pick up, if this interests you. Comfort quilts are a great size and opportunity for practicing your free motion and edge to edge quilting.

~ Your Community Outreach Committee - Katrina Baklarz, Carol Cousins, Marietta Dennis, Colleen Hunter, Lisa Jones, Cyndy Maltby, Wendy Oskam, Patricia Pequegnat, Dana Scott, Julie Service and Jan Snell

COMMUNITY OUTREACH PHOTO GALLERY

Community Outreach Bins for pick-up and drop-off

Trish Pequegnat's House: 12 Trillium Court, Guelph ([ipequegnat \[at\] rogers.com](mailto:ipequegnat[at]rogers.com))

Cyndy Maltby's Office: Tacoma Engineers, 176 Speedvale Ave., Guelph 8am to 4pm, Monday to Friday.

QUILT SIZES FOR COMMUNITY OUTREACH



**Helping you build your
stash for over 20 years!**

**35 King St, N. Cookstown
(Just north of Hot Stacks)**

We can't wait to see you!



705-458-4546 | countryconcessions.com

Programme & Workshops

PROGRAMME FOR 2022-2023

Read about the full lineup of speakers and watch the sneak peek video.

[Read More>>](#)

WORKSHOPS FOR 2022-2023

The lineup of workshops was also announced in May and registration

opened July 15. [Read More>>](#)

SNAPSHOT OF WORKSHOPS:

Instructor: Robin Bogaert -- 4 spots left

Class: Quilting with Rulers for Domestic Machines

Cost: \$36

Date: Wednesday, November 30, 2022, 10 am to 4:30 pm (ET)

Location: Online via Zoom

Website: quiltingintheloft.com

Instructor: David Owen Hastings -- 2 people on waiting list

Class: Inspired by Architecture

Cost: \$70

Dates: Saturday, February 4, 2023, 12pm to 6pm (ET)

Location: Online via Zoom

Website: <https://davidowenhastings.com/>

Instructor: Paul Leger -- 10 spots left

Class: Square Peg, Round Hole

Cost: \$25

Dates: Saturday, March 25, 2023, 10:30 am to 1:30 pm (ET) (Part 1 of 2)
and Saturday, April 1, 2023, 10:30 am to 1:30 pm (ET) (Part 2 of 2)

Location: Online via Zoom

Website: paullegerquilts.com

Instructor: Krista Moser -- 18 spots left

Class: Design Possibilities of the Diamond Ruler

Cost: \$35

Dates: Saturday, April 29, 2023, 11 am to 5 pm (ET)

Location: Online via Zoom

Website: kristamoser.com

Past Presidents' Day November 19th
Three Willows Church
9:30am-3:30pm

This event is a FREE fun-filled day of sewing, meeting new members and reacquainting with friends we haven't seen for a while. Please bring your own bagged lunch to enjoy during our mid-day break. We will supply snacks, coffee, (don't forget your mug) and a few surprises throughout the day.

A room at the church will be set up with tables, extension cords, and irons. All you bring with you is your sewing machine, your personal sewing tools and a project, or two, that you would like to work on for the day. We encourage the sharing of tips or techniques with each other. What a great way to learn new skills!

Sign up at our October meeting. Space is limited.


We hope to see many of you on November 19, 2022.

Your Past Presidents

Stash Busters
Double Star Quilt



In October and November Stash Busters will be making the Double Star Quilt by the Missouri Star Quilt Company. Katrina Baklarz will be leading the project at the October and November Stash Busters days.



The comfort quilt size of 52.5 inches by 65.5 inches is made by omitting the border. It is a bright, airy quilt that comes together quickly and easily. This project uses 3 charm packs or a layer cake and 1.75 yards of background fabric.

Here is the link to the video tutorial:

https://www.youtube.com/watch?v=bDV0hny_FEE

You can use yardage from your stash instead of the precuts by making two blocks at a time and does not require snowball corners. Bonus! It is found on Sew Preeti's website.

Here is the link:

<https://sewpreetiquilts.blogspot.com/2015/12/jenny-doans-double-square-star.html>

I made a quilt using both techniques. You can use either depending on what you have in your stash and which technique you prefer.

Katrina Baklarz



Buy the Bolt


Longarm Quilting Sales & Service

Authorized Ontario Dealer of  INNOVA

Jeff & Heather Fisher
Sales & Service

450 Woodlawn Rd. W.
Unit 15
Guelph, Ontario
N1K 1A6
519-241-6051
buythebolt@rogers.com

www.buythebolt.ca



www.buythebolt.ca

- Cotton fabric & Fireside
- Wide backs
- Thread
- Longarm parts & accessories
- Silly Moon Quilting Rulers



CQA News and Events



Quilt Math by Sherri Hisey

We had Sherri give this lecture a few years ago, but, if you need to review your math, join a Zoom webinar on Saturday, October 22 at 3 pm ET.

Perfectly Balanced Tension

If you want to improve your tension, members are invited to join a one-hour Zoom webinar by Julie Plotniko on Wednesday, October 12 at 7 pm ET.

RCQG Calendar

The Guild has lots of online offerings, from Stash Busters, to Special Interest Groups, and workshops.

Find all the happenings here:

Neighbouring Guilds



QUILT SHOWS:

September 17 - October 14, 2022: **Hanging by a Thread** hosted by Oakville Fibre Artists in Oakville, Ontario. [CLICK>>](#)

November 11-12, 2022: **The York Heritage Quilters Guild** are hosting A Celebration of Quilts XIV at the Toronto Botanical Garden. [CLICK>>](#)

April 20-22, 2023: **Piecemakers Quilt Show**, at Pyramid Recreation Centre, 317 James St. South, St. Mary's

GUILD MEETINGS:

[YORK HERITAGE QUILTERS' GUILD](#)

[WATERLOO COUNTY QUILTERS' GUILD](#)

[GRAND QUILT GUILD](#)

[MISSISSAUGA QUILT GUILD](#)

[REGION OF YORK QUILTERS' GUILD](#)

[SARNIA QUILTERS' GUILD](#)

Show & Share



Marjorie Mansell standing in front of her quilt "Covid Insanity."

This August, we had a trial run for the hybrid meetings. Enjoy the show and share presentation for this special meeting as well by pressing the button.

This August, we had a trial run for the hybrid meetings. Enjoy the show and share presentation for this special meeting as well.

By clicking the button below you can view the entire Show & Share gallery from the last Guild meeting.

Trial Run Show & Share Powerpoint

Show & Share Powerpoint

Sew Safe Policy



Due to the global COVID-19 environment, our concern for members' well-being, and liability concerns for the Royal City Quilters' Guild, all RCQG activities are to be conducted according to current Ontario provincial guidelines.

[Advertise in the RCQG newsletter.](#)

Questions or comments about the newsletter?

Email: newsletter [at] royalcityquiltersguild.ca

Any member of the Guild may submit content for the newsletter by sending it to the email address above.

Please note that submissions may be edited for clarity and length.

Newsletters are published on the first Tuesday of the month, one week before the RCQG meeting.

All content must be received on the Sunday nine days before publication.

Copyright © 2019-2020 Royal City Quilter's Guild, All rights reserved.

Our mailing address is:

Royal City Quilters' Guild

P.O. Box 24030

Bullfrog Postal Outlet

Guelph, ON, Canada

N1E 6V8

Want to change how you receive these emails?

You can [update your preferences](#) or [unsubscribe from this list](#).