

RCQG May Newsletter


 mailchi.mp/100ec2bc219b/may2021-newsletter-4621745

Royal City Quilters' Guild

The Zoom link (to watch) and phone numbers (to listen) to the meeting will be emailed to the RCQG List on Monday by Becky Fiedler.

The newsletter ends with Sew Safe Policy.
If you don't see the end of the newsletter visit the [RCQG website](#) to see a full version.

May Program - Joanna Dermenjian



Presentation: Quilting as to War: Canadian Women's Stitched Response to WWII

Website: <https://sutureandselfedge.com/about/>

As a lifelong maker and learner, Joanna is interested in understanding and sharing how women, both historically and in the present day, use stitching to nurture and restore themselves and to create community with other women for individual and collective wellbeing. She is also looking at how women use everyday domestic textiles to tell the stories of their lives. Her recent research has led her to a little known "making" by Canadian women, the thousands of quilts made and donated to the Canadian Red Cross during WWII. Through sharing her research, Joanna endeavours to encourage women to understand why our making is important and how it connects us back to our ancestors and forward to future generations.

2021-2022 Programme Announcements - At the May meeting the programme for 2021-2022 will be announced. Stay tuned for the exciting programmes and workshops that are being lined up for next year. Read the article below called "Decisions, Decisions, Decisions" about a poll that will be taken at the meeting to help decide on one of the programmes.

Image: [Taking Flight: My Great Aunts](#) (WWII Women Airforce Service Pilots) by Debra Goley



**RELOCATED AROUND THE CORNER!
TO 35 King St. N. Cookstown**

705-458-4546 | info@countryconcessions.com
 WWW.COUNTRYCONCESSIONS.COM
 FACEBOOK: COUNTRYCONCESSIONSCOOKSTOWN



Jo Adlington
 Owner

519-767-1496
 88 Waterloo Avenue
 Guelph, ON N1H 3H8

make1guelph@gmail.com
 make1.ca



carolinequilts
 Quilting Fabrics and Supplies
 Cambridge, Ontario

carolinequilts.blogspot.com

Caroline Berch
 carolinequilts@rogers.com
 519-219-2969



CUSTOMERSERVICE@ROYALQUILTS.COM

Member Spotlight: Mary Nero



Mary with a wall hanging she made using hand dyed fabrics. It was inspired by the Coventry Cathedral in the UK, which she visited while there for The Festival of Quilts in Birmingham.

Mary's Grandmother was a quilter who pieced and quilted every quilt by hand. Growing up Mary always had a patchwork quilt made by her Grandmother on her bed. Her mother was a seamstress and weaver. Mary fondly remembers that her mother made her wedding dress. Mary started sewing when she was young and loved making clothes for herself and her family. She made her own prom dress, and her work clothes, and clothing for her children over the years.

Mary's first quilt has quite the story behind it. She didn't get into quilting until she had children. The first quilt she made was a bed quilt that she wanted to quilt by hand in honour of her Grandmother. She began it with a friend in Toronto, and the process of quilting it continued when she moved to Guelph. She carried on with the quilting over many months until one day she was working in the front garden. Her son came running out of the house yelling that the quilt was on fire! It had gotten nudged too close to the gas fireplace, had touched the glass front, and had caught on fire. Mary ran to the front door only to realize it was locked. As she ran around the house she was imagining the whole house going up in flames. Luckily, her husband beat her inside and tossed the quilt out the back door. It was singed and had a hole in it, but the house was saved.

After the accident Mary didn't have the heart to continue working on the quilt. She tucked it away and couldn't bring herself to finish it after so much of the work she'd done was ruined. Twenty years later she told the story of the quilt to a friend who offered to finish it for her. The friend replaced all the burnt fabrics and completed the quilting by machine. Mary is glad that the quilt was finished, and it now lives at the cottage. But she admits that she no longer loves it like she once did.

Mary has been involved in a quilting group with the Canadian Federation of University Women since she was invited to join just after she and her family moved to Guelph. The group provided a wonderful avenue for meeting new friends and learning more about quilting. Over the years the group has made many charity quilts for the Mennonite Central Committee's annual auction and other charities.

Mary's favourite quilts have been the ones she has made for the people she loves. She made quilts for each of her children when they were small, and when they were leaving home. She made quilts for her siblings, and for her niece's wedding, and last year for her first grandchild. The quilt that caught on fire was the first and last quilt that she did by hand, and now she enjoys doing all her quilts by machine.

Membership Renewal Starts May 12, 2021

RENEW EARLY TO BE IN THE EARLY BIRD DRAW FOR THE CHANCE TO WIN ONE OF 2 FREE MEMBERSHIPS



Members who renew their membership **before midnight June 6, 2021** will be entered in a draw for a free membership. Two winners will be announced on June 8 at the Guild meeting.

- RCQG membership remains at **\$40.00** for the 2021-2022 Guild year and is due on or before September 3, 2021.
- On May 12 current members will receive a renewal invoice via email.
- For your convenience, click on the **Pay Invoice** button in the invoice email. This action will direct you to the RCQG Store to pay by credit card or VISA debit.
- If you prefer, you may send a cheque. Payable to the RCQG to:


Royal City Quilters' Guild
PO Box 24030, Bullfrog Postal Outlet
Guelph ON N1E 6V8

- Contact Helen Kocmarek at membership@royalcityquiltersguild.ca with changes to your contact information, comments, or questions.
- For members beyond Guelph-Wellington; the RCQG has committed to keeping all Guild activities online until March, 2022 so you can be assured that renewing your membership will be worthwhile.

Image from [The Splendid Sampler](#).



Membership Update



Since last month one more member has joined the RCQG and now we have 99 new members (and 96 returning members). This month we welcome **Irena Hopper**. We're happy to have you join us!

Community Outreach

The Community Outreach Team held a virtual sewing day on April 24. We had a fun and productive day as we worked on a team challenge to make comfort quilts using panels in our stash. Trish and Rachel Pequegnat collated coordinating fabrics for each panel and we each selected the panel we wanted to work on. Everyone designed their own quilt layout before we met. The results are beautiful and varied. It's hard to tell some of the quilts even started with a panel!

The highlights of the day were the creativity of the challenge, the good use these comfort quilts will be put to and simply the time we got to spend together. Planning is already under way for a Spring team sewing day next year. The challenge will be string quilts. If anyone has strings they'd like to pass along we'd gladly take them!

Below is a photo of our smiling faces and the tops completed so far. If these pictures inspire anyone to get creative we have more panel kits available. If you'd like a community outreach panel kit to work on over the spring and summer let Katrina know and you can select the one of your choice.

~The Community Outreach Committee









Community Outreach Bins

Drop-off completed BOMs and quilts and
pick-up Community Outreach kits.
Email Katrina Baklarz to request a kit.

Trish's House: 12 Trillium Court, Guelph

Cindy's Office: Tacoma Engineers, 176 Speedvale Ave., Guelph 8am to 4pm,
Monday to Friday.

[COMMUNITY OUTREACH WEBSITE](#)

[COMMUNITY OUTREACH PHOTO GALLERY](#)

Stash Busters - Come and Sew Together



On June 2, Sherry Friskney will introduce the Stash Busters to their next new project. You can sew for yourself or get a kit and sew for Community Outreach.

Stash Busters will begin work on a new pattern in June called Japanese Lanterns from Quilters Cache.

Find the block instructions

here: <https://www.quilterscache.com/J/JapaneseLanternBlock.html>

To make a quilt finishing at 58" x 64", you will need the following:


- Background 7/8 yd
- Lantern top and bottom (dk brown) 3/4 yd
- Colour A in lantern 1 yd (mediums and darks)
- Colour B in lantern 1 yd (lights)
- Sashing 3/8 yd
- Border (2 inch finished) 5/8 yd

The lanterns can be made from yardage, fat quarters, or 2 1/2" strips totaling as above.

To participate in Stash Busters send an email to stashbusters [at]royalcityquiltersguild.ca to let the organizers know you would like to participate. They will send a Zoom link so you can join.

For more information about the [Stash Busters](#), please visit the [RCQG website](#).

Community Outreach has kits for those who would like to make a comfort quilt using community outreach fabric. The kits will be available for pick up at the end of May. Email Katrina Baklarz (see Directory) by May 15th to get a kit.



CQA Article "And the Women Sewed On" by Joanna Dermenjian



To the Ladies

The Spring 2021 issue of the CQA magazine included an article by this month's guest speaker Joanna Dermenjian about WWII quilts. It is available to read on her website [here](#). There's also [an article in the Kingston Whig Standard](#) from November about women's experiences quilting during the war. Joanna also has a list of interesting articles and resources on her website. You might enjoy this 9 minute short film from the National Film Board called [To the Ladies](#).

RCQG Summer Activities



Folks are starting to plan some great new summer activities for the RCQG since it seems that we might be facing another summer close to home. The following projects are in the works, and more details will be available in the June newsletter. We wanted you to know that we have some projects planned so that you can keep space in your calendar for us as you start to think about which projects you might take on this summer.

Summer Mystery -Leslie Buck, Judy Eckhardt, and Pat Gage are working on a second Summer Mystery Quilt. This design will be sized for a comfort quilt, but instructions for making a larger throw quilt will be included at the end. The quilt can use either scraps, precuts, or yardage. Stay tuned for more information in the next newsletter and the June guild meeting.

Japanese Yukata (casual summer kimono) - hosted by Scott Schau

Image: [Summer Brilliance by Mythic Seam](#)

Executive Vacancies



Have you ever thought about being part of the RCQG Executive? We meet once per month to discuss Guild business, and you have autonomy to make the position your own. The Executive is a great group of people who are fun to work with.

The Guild happens because of volunteers like you, so please consider getting involved.

Vacancies for the 2021-2022 Guild Year:

- Librarian
- Special Projects
- Program/Workshop Chair

If you're interested, please contact Past President, Monica Bell.

Image from <https://www.leighlaurelstudios.com/my-blog/2015/01/heart-heat-pack.html>

Guelph Arts Council



The Guelph Arts Council is launching a new website called Guelph Arts Hub. Their plan is to replace the current website with one that is more artist centred, and that will help the arts community come together. The RCQG has decided to be part of the new initiative by joining and by submitting photos and content from time to time.

April Meeting

In April we welcomed Melissa Marginet. She had lots of great tips for us about how to have fun with quilting. Her biggest piece of advice was from a quote by Debbie Allen: "Out of limitations comes creativity."

Melissa challenged us to put limits on our projects and to stick within those limits to see where creativity emerges. She suggested doing challenges (like making quilts that are 8.5x11 inches like a piece of paper, or a fabric challenge), to make a quilt a few times and change the colours or magnification, to limit the colours, and to try new quilting techniques and hand embellishments. She had many beautiful quilts to share with us as examples of all the ways you can play and explore your creativity through quilting.




Image from April RCQG meeting: Melissa Marginet and A Walk in the Moonlight.



**We enjoyed
International Quilt Day!
Thanks for inviting us!**

**Missed our demo on Binding?
Check it out on the home page of
our website.**



**COBWEBS & CAVIAR, 147 Main St. W., Shelburne, ON
cobwebsandcaviar.com**


Decisions, Decisions, Decisions

The Program Committee is putting the finishing touches on next year's speakers. We've confirmed Barbara Brackman as one of our virtual speakers next year. The trouble is that we can't decide which of her many interesting talks to book. We've narrowed it down to three. Please read the descriptions below. At our May 11 meeting, we'll launch a poll that asks you to vote for your favourite. That's the one we'll book. The choices are:



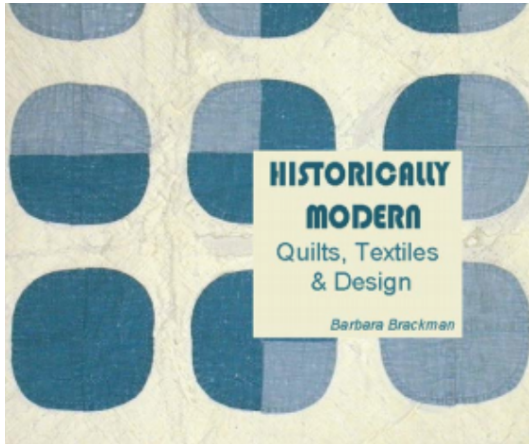
Out of Control: Quilts That Break the Rules

Traditional quiltmakers express creativity within definite and established forms. By looking, quiltmakers learn - for example - that quilts have squared corners and that they fit on beds. It isn't until we see such rules ignored that we realize how important the unspoken concepts are. This slide show looks at some crazy good quilts that defy those conventions and do it successfully. You'll be laughing at how outrageously some quilts break the rules, but you'll also get a license to follow your own muse.



Quilt Pattern History: Designing Women & A Couple of Men

As she's indexed quilt patterns over the years Barbara has gotten to know the people behind the old newspaper quilt columns. She'll introduce you to several entrepreneurs and rate their designs with a four-thimble grading system: The Good, the Bad and a few just uglies. Enjoy a glimpse into the art departments run by quilt history's designing women.



Historically Modern: Quilts, Textiles & Design

The concept may seem like a contradiction, but we'll look at modernism's traditions. Modernists, who saw parallels to their radical ideas in traditional quilts, defined rules of design that still influence today's trends. Even traditionalists will enjoy viewing how modern design shaped textiles, interior decoration, and our visual world. And we all can find inspiration from William Morris' Arts; Crafts principles of the 1880s to Mid-Century Modernism and the contemporary new look in quilts.

CQA News and Events



Online June 16 – 19, 2021

Registration is open for the virtual Quilt Canada 2021.

They recently announced that all presentations will be recorded so even if you're not available for the live event, you can still participate.

See the full programme and register [here](#).



CQA has published their list of webinars for the rest of 2021 [here](#).



The Quilt Kitchen
LTD.

Now Offering ZOOM
CLASSES

FABRICS • NOTIONS • BOOKS
PATTERNS • CLASSES
KITCHEN GADGETS

✓ SIGN UP FOR OUR NEWSLETTER

✓ FOLLOW US ON  

301 MAIN ST., EXETER
ONTARIO NOM 1S7
226-735-3676

INFO@THEQUILTKITCHEN.CA
WWW.THEQUILTKITCHEN.CA

Online Quilt Show

Last week Aly Anker sent an email to the RCQG Email List about the [Mancuso Online Quilt Festival](#).

There are some online quilt galleries that are worth checking out. I particularly enjoyed the [HERstory Quilt gallery](#). These art quilts "celebrate strong women who cracked glass ceilings and those who made discoveries. Women who shook the world by breaking into fields previously reserved for men are commemorated, as are those who were the first to do something before any man."



One of the quilts features Wangari Maathai, who received the Nobel Peace Price for tackling deforestation in Kenya by empowering women to plant trees. I had the pleasure of attending her Nobel ceremony in Oslo in 2004 when I was studying International Human Rights Law and writing my thesis about the link between environmental protection and human rights. So I'm always pleased when I see her among woman being honoured for their contributions to making this world a better place. There were many other beautiful quilts including one depicting the poetry of Mary Oliver, to singer Nina Simone, to Emily Carr. They're worth checking out. ~Lindsay

RCQG Mission Statement

The RCQG Executive has been working on a mission statement for the Guild. The following is the statement that has been approved by the Executive and will be voted upon by the membership at the June meeting. If you have any questions please get in touch with Monica Bell prior to the June Guild meeting.

Proposed RCQG Mission Statement:

Royal City Quilters Guild welcomes all who seek to celebrate the art of quilting through inspiring meetings, special interest groups, educational workshops and giving back to our community.


Calendar of Events

The Guild has lots of online offerings, from Stash Busters, to Special Interest Groups. Find all the happenings here:

[RCQG Calendar of Events](#)

PECQG Raffle Quilt

The Prince Edward County Quilters' Guild has tickets available for their quilt raffle. They have had a hard time selling tickets due to COVID, and are hoping that other Guilds will spread the word. Visit <https://pecqguild.weebly.com/> to buy tickets.






Raffle Quilt

Made by the Prince Edward County Quilters' Guild

Hand Quilted Bed Quilt
"Evening Sky"
A Cheryl Malkowski pattern
(92" x 114")


Draw Date:
Sunday, July 11, 2021
@ 3:00 p.m.



To purchase tickets, please visit the PECQG Website:
pecqguild.weebly.com

Tickets \$2.00 each or 3 for \$5.00

6000 tickets printed
Lic. No. M807887



Neighbouring Guilds - Speakers and Workshops



There are lots of great virtual speakers visiting our neighbouring Guilds. Visit their website to find out how to get a guest pass, attend a workshop, or how to join their Guild.

DUFFERIN PIECEMAKERS

May 19: [Brandy Maslowski](#) - Quilter on Fire

June 21: Virtual Quilt Show

YORK HERITAGE QUILTERS' GUILD

May 18: [Maria Shell](#): Traditional, Art, Modern - Notes from the Field

June 15: [Jenni Smith](#): Quilting with Liberty Fabrics

WATERLOO COUNTY QUILTERS' GUILD

Workshop: Saturday, May 1&8: Layers of Intrigue with Anna Hergert

Workshop: Saturday, June 19&26: Spinoff with Daisy Aschehoug

OAKVILLE QUILTERS' GUILD

May 20: [Bill Stearman](#) - Double Disappearing 9-Patch

June 27: Rachel Miller, Professor at the Textiles Department, Craft & Design, Sheridan College

GRAND QUILT GUILD

May 12: [Susan Purney Mark](#)

June 9: [Jackie White](#)

MISSISSAUGA QUILT GUILD

May 5: [Cheryl Arkison](#) – Scraps vs. Scrappy

REGION OF YORK QUILTERS' GUILD

May 26: Kathleen Rodgers

Show and Share from March

Every month our Historian, Susan Thompson, does so much work to prepare the Show&Share, and then I re-do the work to put it into a different format for the newsletter. So this month I'm going to try something new and link to the powerpoint she created. By clicking below you can view the entire gallery of Show&Share from last month.

Show & Share Powerpoint



Above are two of the Show&Share quilts from April by Jacoba Near and Diane Black.

Questions or comments about the newsletter?

Email: newsletter@royalcityquiltersguild.ca

Any member of the Guild may submit content for the newsletter by sending it to the email address above.

Please note that submissions may be edited for clarity and length.

Newsletters are published on the first Tuesday of the month, one week before the RCQG meeting.

All content must be received on the Sunday nine days before publication.

Copyright © 2019-2020 Royal City Quilter's Guild, All rights reserved.

Our mailing address is:

Royal City Quilters' Guild
P.O. Box 24030
Bullfrog Postal Outlet
Guelph, ON, Canada
N1E 6V8

Want to change how you receive these emails?

You can [update your preferences](#) or [unsubscribe from this list](#).