

RCQG December Newsletter

 mailchi.mp/4f596d8bfc2e/december2020-newsletter-4528817

Royal City Quilters' Guild

The Zoom link will be emailed on Monday to the membership.
If you don't have a good internet connection, you can always call in to hear the meeting over the phone.
The phone numbers will be listed in the email with the Zoom link.

December Program - Karen K. Stone



Presentation: Organizing Colour in Scrap Quilts

Website: KarenKStone.com

Colour and fabric selection, while the most personal and expressive aspects of making quilts, can also be the most intimidating. Especially at first. Karen will share confidence building palette skills, and explore interpretive possibilities from your stash.

Show and Share

Have you made a Karen K. Stone quilt? Consider sharing it this month. If you'd like to participate in Show and Share please email a photo of your quilt (preferably with you in the photo too!) to Susan Thompson (ShowAndShare [at] royalcityquiltersguild.ca). Include your name, the name of the quilt, the pattern, and the quilter.

During the meeting Susan will project the photo for all to see and you'll be asked to speak about it. Deadline for photos: 7pm on the night before the meeting.

Video of Guild Meeting

The Guild meetings will be recorded. If you can't make the meeting during the scheduled time, you can watch it later. The video link will be emailed to the Guild after each meeting.

Get Out Your Holiday Sweater!

We can't get together this year but we'd still like our December Guild meeting to feel festive. Do you have a holiday sweater, or hat, or scarf, or bauble earrings maybe? If so, we'd love you to wear them to the December zoom meeting. The brighter the better! Let's make our screens shine with festive spirit. Bring your own holiday snack and festive beverage and then sit back and get in the holidays spirit by admiring everyone's festive attire.



Image from: <https://tarasews.com/2016/12/09/uglyswaterblock/>

Member Spotlight

Guild Member Social Media

This month the Member Spotlight highlights the online presence of some of our Guild members. Check out their great blogs and Instagram accounts.



Guild Member:

Millie Cumming

Website Name and Link:

[Millie and Graeme](#)

Interests:


Millie was interviewed by Create Whimsy. It's a great spotlight piece with many photos of Millie's beautiful work, and well worth the read.

[Spotlight: Millie Cumming, Fibre Artist](#)

Wednesday, November 25, 2020

A quick finish

My November UFO project is last year's Quiltville mystery called Frolic. It's a lot of complex sewing and I just needed a quick finish for some instant gratification. These pieces were found in a scrap bag and they wanted to become a placemat. How do I know that? Well they told me of course!



Guild Member:

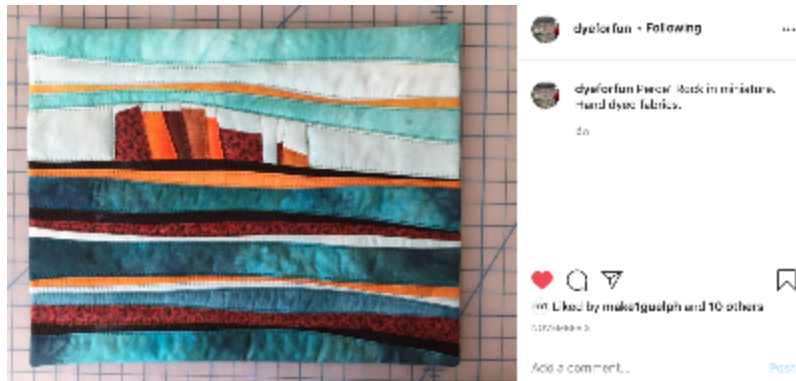
Kathy Wagner

Blog Name and Link:

[Kathy's Quilts](#)

Interests:

I have been blogging about my quilting projects and adventures for 15 years!



Guild Member:

Anne Peters

Instagram Name and Link:

[Dye For Fun](#)

Interests:

Hand dyeing using recycled yarns and fabrics - cottons, linens, wools and silk

MONDAY, 23 NOVEMBER 2020

Robert's Stag - Left foreground filled



Guild Member:

Mary K Hopkins

Blog Name and Link:

[Fibre Art by Mary Katherine Hopkins](#)

Interests:

Documenting my quilting journey

Teaching techniques

Sharing designs / patterns

Demonstrating techniques for Fibre Art applications

Detailed progress photos of new and custom work

Monday, November 16, 2020

Disappearing 4 block quilt



I made this quilt top in a weekend with a package of 5" charm squares and some grey fabric. I really like quilting with bright colours but wanted to make something more subdued this time so I chose this medium grey cotton. I'm thinking about adding some applique before I sandwich and quilt it, but it's going away for now. I have a couple of other projects to complete before I can come back to this one.

Guild Member:

Susan Thompson

Blog Name and Link:

[What is Susan Sewing?](#)

Interests:

Documenting my quilting and sewing journey



Guild:
[RCQG Facebook Page](#)

Block of the Month - December 2020

Finally, a block with NO rules! Or at least, hardly any!

Fabric Requirements: Any strips from your scrap bin. Or you can cut strips measuring between 1" and 2 ½ " wide, and more than 4" long. Using various widths adds interest to the block.

Colours: Anything, and everything.

Instructions:

1. Line up your strips as per Diagram 1, knowing that you are aiming for a block that measures 3 ½" x 9 ½".
2. Sew the strips together using scant ¼" seam allowance; press seams open.
3. Square up the block using your ruler and rotary cutter, making sure NOT to stretch the seams, as per Diagram 2.

4. Also, please make sure the piece of fabric at each end of your block is at least an inch wide. This will allow enough room for the seam allowance when the blocks are sewn together.

Creating this block is addictive...you just keep joining up scraps. Don't worry about blocks being similar. Variety will be obtained by mixing your various submissions.

Diagram 1



Diagram 2

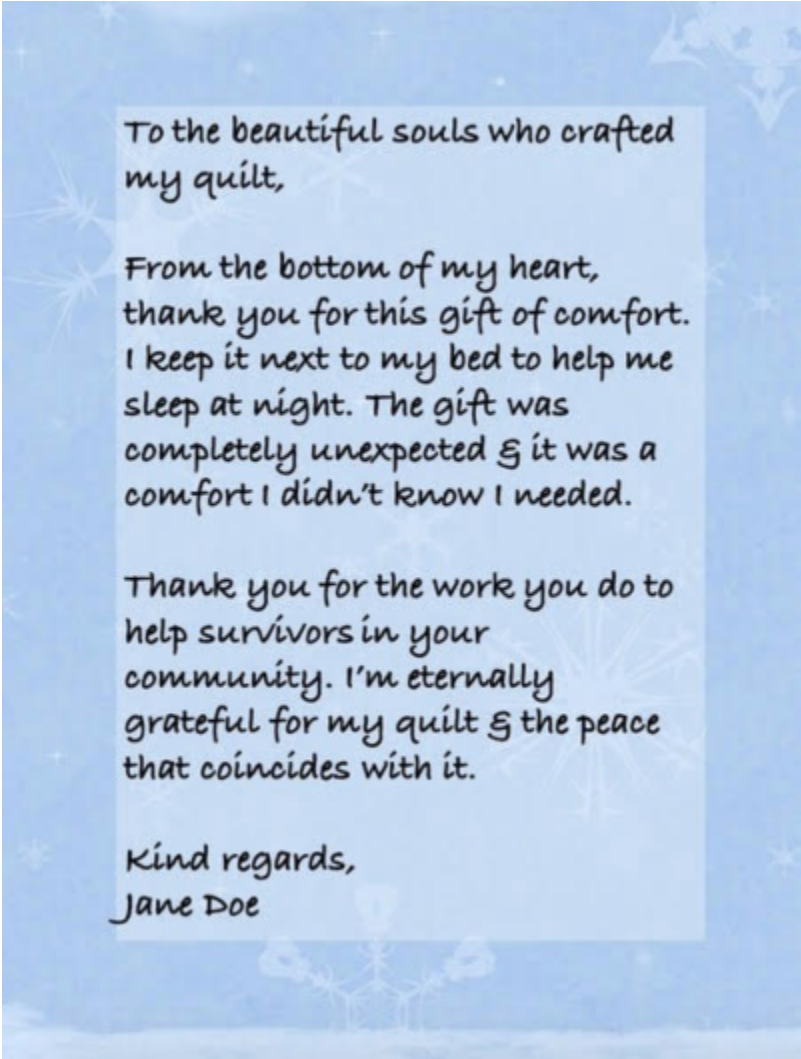


Diagram 3



Community Outreach Update

Congratulations to Mary McFarlane who won the stack of fat quarters at the November meeting for completing a quilt top for Bee Month.



To the beautiful souls who crafted
my quilt,

From the bottom of my heart,
thank you for this gift of comfort.
I keep it next to my bed to help me
sleep at night. The gift was
completely unexpected & it was a
comfort I didn't know I needed.

Thank you for the work you do to
help survivors in your
community. I'm eternally
grateful for my quilt & the peace
that coincides with it.

Kind regards,
Jane Doe

The recipient of one of our Community Outreach quilts sent a handmade, and hand-written card to Betty Slack at the Sexual Assault and Domestic Violence Treatment Centre. These are the words that she wrote, anonymized for her safety.

Community Outreach Bins

Drop-off completed BOMs and quilts and
pick-up Community Outreach kits.
Email Katrina Baklarz to request a kit.

Trish's House: 12 Trillium Court, Guelph

Cindy's Office: Tacoma Engineers, 176 Speedvale Ave., Guelph 8am to 4pm,
Monday to Friday.

[COMMUNITY OUTREACH WEBSITE](#)

[COMMUNITY OUTREACH PHOTO GALLERY](#)

Membership Update

As of the beginning of the month the Royal City Quilters Guild has 149 members, with 55 new members to the Guild from near and far.

Since the November newsletter was published, **Mirta Alcoba, Jane Rajantie, Cathy Buchanan, Dawn Piasta, Colleen Lawrence, Terry Miller, Trudy Beckberger, Pam Armitage, Susan Arbeau, Sue Sharpe, and Heather Fisher** joined the RCQG. Please welcome these new members if you see them in the breakout rooms at the end of our meeting.

Fireside Chat (Virtual) - In February, we will be hosting a New Member Fireside Chat. The Guild President hosts this meeting so our new members can introduce themselves and meet a few members of the executive committee. New members will be invited to join and to show us what you're working on and to share a bit about yourself.

Directory - The RCQG Directory was emailed to the Guild in late November.

I would like to wish all our members and their loved ones a safe, healthy, and happy holiday season. May you have joy and peace. Here's to a brighter, kinder, and more hopeful new year.

~Helen Kocmarek - Membership

November Program Highlights

It was wonderful to have a peek inside the shops of our sponsors. They did a wonderful job creating presentations that invited us into their spaces, and showed us what is new. As always, please follow the links at the bottom of the newsletters to visit the sponsors' sites.

Jo (MakeOne) showed us around her shop in Guelph which is open during business hours, or by appointment. We got to see some of the new fabrics that have come in. Each month she also highlights a local artist or maker in her display window. This month she has beautiful snow dyed fabrics and scarves on display.

Alma (Sew Fancy) has a shop in her home in Guelph, and is open by appointment. She showed us some interesting tools that she has in stock and also demonstrated a few of the products and explained their uses. She showed us needles, rulers, stencils, and interfacing

Alexandria (Royal Quilts) is based in Niagara Falls and spoke about her online shop. Her shop specializes in trying to keep Canadians shopping Canadian, rather than cross-border. So she tries to get lines of fabric that are typically only available in the US. She encouraged everyone to join her Thursday Night Live events each week on Facebook at 7pm. (Discount Code: RCQG2021)

Carolyn (Carolyn Quilts) from Cambridge taught us all about zippers. She taught us about the anatomy of a zipper, and showed us her extensive stock of zippers that can be custom made in any size and colour. She also carries fabric, batting, patterns, and just about anything you need to make a bag.

To round out the November meeting, the Modern Special Interest Group shared about their activities, and the Summer Mystery Quilt organizers shared some of the final quilts that Guild members made over the summer. The Summer Mystery Quilt pattern was [Robert Kaufman's Gazebo Medallion](#).

Special Interest Group: Art Quilts

Each month we highlight a Special Interest Group within the Guild that is currently accepting new members. Last month you learned about the Modern Quilt group, and at the December Guild meeting you will learn about the Art Quilt group.

Art Quilts Group: Members wishing to explore various media – fibre, paints, thread, embellishments, natural elements are invited to join in a mutual exploration of unusual techniques and creative expression. Curiosity is a must.

Meeting time: 7pm on the first Tuesday of the month.

Meeting place: Zoom

Contact information: Monica Bell



Quilt by Bisa Butler

More about Butler (Smithsonian Magazine): [Artist Bisa Butler Stitches Together the African American Experience](#)

Video Interview with Butler: [Quilting for the Culture](#)

Library Updates

This month, rather than a library book, I thought I'd share a podcast. I love listening to podcasts while I sew, and for some reason it had never occurred to me to listen to a quilting themed podcast until this week. I did some googling, and found these two podcasts were recommended.

My criteria for a good podcast are: the speaker must use a professional microphone so that the sound quality is good, s/he must not speak too slowly or ramble on, and the topics must be varied and interesting. To be honest I've only had time to listen to part of an episode from each podcast listed below before the newsletter had to be published - but the snippets I heard were good enough that I added them to my playlist for the next time I'm in the sewing room. ~ Lindsay



Podcast Name: Hello My Quilting Friends

Quilter Name: Leah Day

Podcast Description: In 2016, I began a weekly podcast, *Hello My Quilting Friends*, so you could see a bit of the behind-the-scenes of our daily life and enjoy a fun interview with a popular online quilter. We've had all sorts of quilters on the show from professionals to designers to hobbyists. I also share Great Quilting Debates and take on different topics that quilters like to argue about.

Podcast Link: <https://www.buzzsprout.com/70645>



Podcast Name: American Patchwork & Quilting Podcast

Podcast Description: Welcome to the American Patchwork & Quilting podcast,

a podcast aimed at making your quilting life more fun and creative, while connecting with quilters just like you. Join the staff of the magazines you love for a great episode filled with tips and tricks.

Podcast Link: www.allpeoplequilt.com/podcast

Workshops

RCQG has made arrangements for Guild members to receive a 40% discount on Sharon Blackmore online courses and patterns. Please visit loveshackquilts.ca for more information and refer to the email you received to the RCQG email listserv for the discount code.

A Custom Edge-to-Edge Walking Foot Quilting class is scheduled for January 23 and is open for signing up in the RCQG online store. You can use the comfort quilts you're making to practice and develop your walking foot quilting skills. Secure your seat before the class fills! Here is the information you need to prepare for the class if you have already signed up: <https://drive.google.com/file/d/1PIv1R75e1dTM3K5KJvE4OPjfpp6gKJzt/view>

To read more, and to sign-up: <https://royalcityquiltersguild.ca/rcqg-workshops/>

International Quilting Day - March



Michele Kurtz is looking for helpers to plan the RCQG events for Worldwide Quilting Day. Get in touch with her if you have any ideas for how we can celebrate.

Committee Members Needed

This year we have merged the **Program** and **Workshop** executive positions. We are still looking for committee members. If you'd like more information about these roles, please email: president [at] royalcityquiltersguild.ca

Calendar of Events

The Guild has lost of online offerings, from Stash Busters, to Special Interest Groups. Find all the happenings here:

[RCQG Calendar of Events](#)

RCQG Newsletter

This and all past issues of the newsletter are posted on the RCQG website: <https://royalcityquiltersguild.ca/newsletter-archives/>

~ Lindsay Core, Newsletter

2020-2021 RCQG Program

Click on each link to visit their websites:

[December - Karen K. Stone](#)

[January - Pat Speth](#)

[February - NEW! Valerie Bothell](#)

[March - Elaine Quehl](#)

[April - Melissa Marginet](#)

[May - Johanna Dermenjian \(World War II and Quilting\)](#)

[June - Rhonda Dhort](#)

A short video of the program for the year is available [here](#).

Show and Share from September





RCQG Sew Safe Policy



Due to the current COVID-19 environment, our concern for members' well-being, and liability concerns for the Royal City Quilters' Guild, all Royal City Quilters' Guild activities are to be conducted remotely. This includes, but is not limited to monthly guild meetings, executive meetings, committee meetings, special interest groups, and workshops. In-person events are not supported by the Royal City Quilters' Guild at this time.

Thank You to Our Sponsors!

Visit our sponsors by clicking their advertisements.



Jo Adlington
Owner

519-767-1496
88 Waterloo Avenue
Guelph, ON N1H 3H8

make1guelph@gmail.com
make1.ca



CUSTOMERSERVICE@ROYALQUILTS.COM

DROP BY THE STORE,
OR GIVE US A CALL.
WE'LL HELP YOU
FIND WHAT YOU'RE
LOOKING FOR!

OR VISIT OUR
ONLINE STORE AND
SHOP 24/7!

WE SELL BATTING
BY THE ROLL
AT 25% OFF



**COUNTRY
CONCESSIONS
Quilt Shop**

1 Dufferin Street, Cookstown, Ontario L0L 1L0
705-458-4546 | info@countryconcessions.com
WWW.COUNTRYCONCESSIONS.COM
FACEBOOK: COUNTRYCONCESSIONSCOOKSTOWN



carolinequilts
Quilting Fabrics and Supplies
Cambridge, Ontario

carolinequilts.blogspot.com

Caroline Berch
carolinequilts@rogers.com
519-219-2969



Cobwebs & Caviar
Quilty Stuff. Kick Ass Clothing. Bits & Giggles.

Online Shop Open 24/7!



COBWEBS FAT QUARTERS

6 for only \$25!

**Bricks & Mortar Shop
open
Tuesday to Saturday**

COBWEBS & CAVIAR, 147 Main St. W. Shelburne, ON
cobwebsandcaviar.com

The Quilt Kitchen
LTD.

Now Offering **ZOOM CLASSES**

FABRICS • NOTIONS • BOOKS
PATTERNS • CLASSES
KITCHEN GADGETS

.....

✓ SIGN UP FOR OUR NEWSLETTER

✓ FOLLOW US ON  

.....

301 MAIN ST., EXETER
ONTARIO NOM 1S7
226-735-3676
INFO@THEQUILTKITCHEN.CA
WWW.THEQUILTKITCHEN.CA



Sew Fancy Inc.
Your Premier Source for Specialty Sewing Supplies

Alma Laidlaw
(Please Call for Appointment)

Phone: 519-824-4127
www.sewfancy.com

Guelph, Ontario
sales@sewfancy.com



HEATHER STOCK
519-625-8435
heather@thequiltplace.ca
www.thequiltplace.ca

**Fabric, Quilting Supplies,
Ready & Custom Made Quilts**

3991 Perth Rd. 107, Box 223, Shakespeare, ON N0B 2P0



Advertise in the RCQG newsletter.

Questions or comments about the newsletter?

Email: newsletter@royalcityquiltersguild.ca

Any member of the Guild may submit content for the newsletter by sending it to the email address above.

Please note that submissions may be edited for clarity and length.

Newsletters are published on the first Tuesday of the month, one week before the RCQG meeting.

All content must be received on the Sunday nine days before publication.

Copyright © 2019-2020 Royal City Quilter's Guild, All rights reserved.

Our mailing address is:

Royal City Quilters' Guild
P.O. Box 24030
Bullfrog Postal Outlet
Guelph, ON, Canada
N1E 6V8

Want to change how you receive these emails?
You can [update your preferences](#) or [unsubscribe from this list](#).

This email was sent to <<Email Address>>
[why did I get this?](#)[unsubscribe from this list](#)[update subscription preferences](#)
Royal City Quilter's Guild · P.O. Box 24030 · Bullfrog Postal Outlet · Guelph, On N1E
6V8 · Canada

