

# June Newsletter RCQG

---

 [mailchi.mp/1323248381a1/june2020-newsletter-4343257](https://mailchi.mp/1323248381a1/june2020-newsletter-4343257)

---

## Royal City Quilters' Guild

**RCQG WILL HOLD VIRTUAL GUILD MEETINGS UNTIL IT'S SAFE TO MEET AGAIN IN PERSON.**

**Guild Meeting:  
Tuesday, June 9, 7:00pm (online via Zoom)**

---

### **Reminder to bring:**

Attend from home.  
Do some stitching or enjoy a snack while you watch.

## **June Program - Mary Pal and AGM**



The agenda for our June meeting will be busy. It's our annual AGM, and we have the pleasure of welcoming Mary Pal as our speaker.

Mary Pal is a Canadian fibre artist best known for her cheesecloth portraits. Her work has been exhibited internationally, purchased for private and museum collections throughout North America, as well as published in numerous books and magazines and featured on television. A teacher for over 40 years, she enjoys sharing her passion for textile art with students all over the world. She's an enthusiastic promoter of the fibre art movement. <http://marypaldesigns.com/>



"Peggy" 24x40 inches, Currently touring with SAQA "Colour With a U" exhibition

### **Zoom link**

To keep our meetings secure, the Zoom link and the phone-in number will be sent to everyone via the mailing list on Monday, June 8.

### **Show and Share**

If you'd like to participate in the show and share at the May online meeting, please email a photo of your quilt (preferably with you in the photo too!) to Susan Thompson ([ShowAndShare@royalcityquiltersguild.ca](mailto:ShowAndShare@royalcityquiltersguild.ca)). Include the name of the quilt, the pattern, and the quilter.

During the meeting Susan will project the photo for all to see and you'll be asked to speak about it.

### **Video of Guild Meeting**

The Guild meetings will be recorded. If you can't make the meeting during the scheduled time, you can watch it later. The video link will be emailed after each meeting.

## Membership Renewal

Please welcome two new members: Diane Carson and Edna Keown. Diane was one of the presenters in May and has decided to join us for the coming year. Welcome, Diane! Many of you will remember Edna because she was a member before she moved too far away to attend our regular meetings. Now that we've gone virtual, she has come back to us! Welcome back, Edna!

This month is early bird membership renewal. The cost for the coming year remains \$40. There are three ways to pay: you can send a cheque to Becky's home (check the membership directory or refer to your invoice), you can pay using the link in the invoice, or you can visit our new online store at <https://rcqg.square.site/>

This year, we'll be offering two free memberships as early bird prizes. If we receive your payment for membership renewal by 5pm on June 9, you'll be eligible to win one of the free memberships. In September, we'll send a reminder invoice to anyone who hasn't renewed and will remove non-renewing members from our online activities after the October meeting.

The RCQG Executive hopes every member will renew. We also understand that some of our members have lost their jobs due to the coronavirus pandemic. For those newly unemployed members who feel they can't afford to renew in full or in part, please get in touch with Becky Fiedler. The Executive has set aside money to cover your renewal. Of course, any requests for financial assistance will be treated confidentially. We want to see everyone's smiling face - in-person or virtually - for another year!

~Becky Fiedler, Membership Chair

**Member Spotlight**

**Guild Member: Beverly Matson**

---



Beverly Matson joined the RCQG in the 1980s. She has become a more prolific quilter in recent years because there were many years when she was still working full-time, and didn't have a lot of time for quilting. Beverly's quilting journey started in Sydney, Australia one summer when she was there on a library course. She was taking a stroll through the city and saw a sign for a quilt show. She wandered in, and was blown away by the colours and designs of the quilts she saw and decided that she wanted to learn the craft.

When Beverly returned to Canada she took a quilting class at Triangle Sewing. It was a log cabin design that was done with a serger rather than a sewing machine. The class didn't include a lesson on binding, so Beverly tried a pillow-case binding and was disappointed when it shifted a bit. Because of the log cabin design, Beverly decided she would use colours to make it look like a fireplace. Each block started with red in the center as the flames and embers, and then added browns and blacks to build the fireplace around it. She finished the quilt by tying tiny knots to look like the cinders in the fireplace. Even all these years later, that quilt is still one of Beverly's favourites.

These past few months Beverly has been working on a quilt she has called "Palpitating Hearts for the Pandemic". She has finished over 100 applique hearts in roses and pinks on white background. At our April meeting she won the door prize from Spooled Rotten Quilts, and so she is going to use her prize to have it quilted by Sarah in early June.

Beverly is getting back into quilting lately since her husband passed away in December. He'd been suffering from dementia and so Beverly spent a lot of time with him at the nursing home and hadn't had much time for quilting. In the past few months she has been enjoying going through her stash and making discoveries of fabrics she'd long forgotten about, and has been pleased to be able to finish a few quilts without needing to purchase any materials.

Because of the pandemic, Beverly misses sewing with her friend Pat Wright. Beverly has an extra sewing station set up, and they usually sew together a few times each week.


A few years ago, Jackie Syer designed 10 patterns as a quilt-of-the-month challenge for the Ancaster Quilt Guild. The RCQG took up the challenge, and Beverly completed all 10 quilt tops. She was quite proud of having finished them all. I remember being impressed with her productivity and the beauty of the quilts as she stood up at show-and-share each month that year. The photo below is of a couple of the quilts she finished for that challenge. The photo at the top is of a quilt Beverly designed and made for a friend.



## **Guild Activities - A Survey**

As mentioned in the last newsletter, the Executive is evaluating the idea of offering some summer activities for Guild members. Before proceeding, we'd like to get some feedback about what you might like us to offer. We'd also like some input about program ideas for the 2020-2021 Guild year.

Please take the short survey to tell us what you'd like:  
<https://forms.gle/TgGN8ZTtoMzyuCaFA>



**RCQG Summer Meeting**

The RCQG Executive wants to hear from you about the possibility of having some Guild activities this summer. We have never done this in the past, but in light of the limited travel people may be making this summer, we are curious to know if there is interest for some summer programming.

## Workshop Update - Felted Yarn Bowl



Ready to learn or refine a new technique? Then plan to sign up for the Felted Yarn Bowl workshop that will take place on Saturday, September 19, 2020, from 9am to 1pm, via Zoom. The workshop focuses on learning how to felt with yarn. The instructor, Sande Gunning, will guide you through the creation of a felted trinket bowl using the correct 'felting' yarn and the single crochet stitch. Included in the workshop fee of \$35 is the kit, which includes the yarn (available in a variety of colours), patterns for the trinket bowl and a set of coasters, and a formula for making a set of nesting bowls. All you need to provide is the ability to single crochet, a 5.0 mm or 6.0 mm crochet hook and an internet connection.

For more information and to sign up and pay online, go to the [RCQG online store](#). If you wish to pay by cheque, please email [k.mackinnon@bell.net](mailto:k.mackinnon@bell.net). Visit <https://royalcityquiltersguild.ca/rcqg-workshops/> for more details about the workshop.

~Kathy MacKinnon, Workshop Chair

## **Community Outreach**

The Community Outreach Committee has set up two bins for drop off and pick up of Community Outreach items.

The first bin is on the porch at 12 Trillium Court. Please email Trish Pequegnat if you're leaving completed quilts tops or quilts so she knows to look out for them. The second bin is in the front entrance of Tacoma Engineers Inc. at 176 Speedvale Avenue. This bin is accessible from 8am to 4pm Monday through Friday.

These bins can be used for drop off and pick of any items for Community Outreach. For example, if you have any block-of-the-month blocks, please take them to one of these bins for us to pick up.

Please contact me if you have any questions. I'm happy to help. Thank you to everyone for their ongoing support of our comfort quilt program.

Stay safe and happy sewing  
~Katrina Baklarz, Community Outreach Chair


### **SAVE THE DATE:**

Bee Month will be held in October 2020.

Bee Day will be Saturday, October 24, 2020.

More details to come.

[COMMUNITY OUTREACH WEBSITE](#)



April 20, 2020

*Dear Joan and MaryAnne - Thank you to the members of your Quilting Guild for the face masks you have made and donated to the Homewood Health Centre. We have distributed the first batch of masks to our in-patients and they were so pleased to receive.*

*We thank you for your continued work and willingness to continue making masks for our patients. We are committed to covering the cost of the material for the masks.*

*We have enclosed a donation in appreciation of your work in keeping our community safe in the face of COVID 19!*

*You have made a significant difference! You truly are a group providing an essential service in keeping our patients and staff safe.*

*Thank you!!!*

*Jagoda Pike*  
Jagoda Pike  
President and CEO

*Kimberly Mirotta*  
Kimberly Mirotta  
EVP, Finance and Administration

## CQA Virtual Canada Day Quilt Show

From the CQA:

**Celebrating Canadian Quilters - A Virtual Canada Day Quilt Show**

Join us for a very special virtual quilt show on the CQA/ACC website, displayed July 1 - 10, 2020.

Entry open to all Canadian quilters living near and far.

*Entry form open June 1 - 22, 2020.*

To enter:

- Take a picture of yourself with one of your favorite quilts you've made.
- Go [here](http://canadianquilter.com) on the [canadianquilter.com](http://canadianquilter.com) website until June 22 and fill out the entry form, attach your photo, and hit submit.

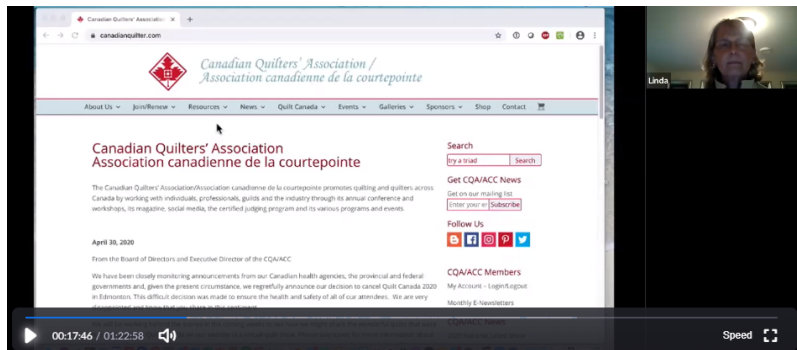
Everyone is welcome to view the entries starting on Canada Day 2020!



## May Program Highlights

Our May online meeting was a great success with 80 Guild members and guests in attendance.


We had two interesting speakers from CQA/ACC in May.  
<https://canadianquilter.com/>



Linda Lake introduced us to some of the services that CQA provides, and the activities they're involved in. She also walked us through parts of their new website before sharing some of her own quilts. It was interesting to hear about her quilting journey and why she loves to quilt.



Diane Carson was our second speaker from CQA. She had been scheduled to speak in the fall and had to cancel due to bad weather. She's the CQA representative for this part of the province, and is a beautiful long-arm quilter. She still uses an old manual long-arm machine that's over 20 years old, and does amazingly detailed and beautiful quilting.



We also had a greeting from CQA President, Jane Cramer.

If you missed the meeting, a link to the recording was sent via email by Becky.

## **Library Updates**

Just a friendly reminder that if you wish to return your library books, you can drop them off at my home (address found in the membership directory). Please let me know that you're doing so ( your name and how many books you are returning via email or text ) so I can watch for them. The best place to leave them is between the screen and inside doors.

~Colleen Hunter, Library Chair

[RCQG Library Catalogue](#)

## Quilt Inspiration

With events in the world, these quilts and ideas might provide you with some inspiration for your projects:

The Guild in Huntsville is making a community quilt asking local quilters to submit blocks that illustrate their feelings during the COVID-19 pandemic. Maybe you'd like to try something similar with friends (the Huntsville Guild just wants blocks from local quilters).

<https://doppleronline.ca/huntsville/local-instructors-want-you-to-make-a-square-for-a-covid-19-isolation-quilt/>

In 2018 QuiltCon included many social justice quilts. This article includes photos of some of the 350 quilts that were acts of protest.

<https://hyperallergic.com/429923/quilt-con-2018-modern-quilt-guild/>

## Put Yourself In the Best Light

At the end of each virtual Guild meeting, we ask for feedback. One member requested information on lighting so she didn't look like she was living in a cave. We're happy to have you attend wherever you're comfortable. But, if you'd like to put yourself in the best light for our next meeting, read on for a few ideas.



This photo was taken from a screen shot during the May meeting. As you can see some people are easier to see than others. The difference is where they sit in relation to their lights.

### **Good lighting:**

- One or more sources of light (window, lamps, overhead lights).
- Sit so you are facing the light rather than having it behind or beside you.
- If your only light is overhead, sit so it's in front of you.

### **Shadows:**

- If your light is to one side of your face, the other side will be in shadow.
- Overhead lights directly above you cast shadows under your eyebrows and nose.
- Light behind you (from a lamp, overhead light, or window) shadows your whole face.

If you'd like to explore the lighting in your home, grab your cell phone and visit several locations in your home and hold up the camera as if to take a selfie. Face different directions. Where is the light flattering? As you prepare for your next virtual meeting think about what you learned as you explored lighting in your home.

If you'd like to stay in the shadows, that's okay, too. We want you to be happy and comfy during our meetings and wanted to make sure that those who want to be seen clearly, are.

## Thank you 2019-2020 Executive



Back Row: Katrina Baklarz, Pat Donovan, Monica Bell, Scott Schau, Michelle Kurtz, Jane Londerville, Denise Couroux, Colleen Hunter, Lindsay Core  
Front Row: Marjorie Mansell, Joan Hett, Alyson Anker, Kathy MacKinnon, Susan Thompson

### 2019-2020 Executive Reports:

#### **President - Monica Bell**

During the 2019-2020 Guild Year I presided over Executive meetings and Guild meetings. What a challenging year we have had with COVID-19. I am so proud of our Guild Executive for taking our Guild to the next level. Thank you Becky, Scott, Lindsay, and Alyson for taking us to the next level with our virtual meetings. Thank you to all executive members and committee members for your hard work which helps keep our Guild in operation.

#### **Vice-President - Scott Schau**

As the Vice-President I assisted many of the executive throughout the year with whatever needed to be done. I helped with Pat Donovan, the Program Chair, to secure replacement speakers/presenters when there were cancellations. I was also heavily involved in many of the behind-the-scenes activities to get the Guild online: square payment, zoom, website, sew-in, email listserv etc. I am happy to report that the move to a more online connected guild seems to be working well. I really want to thank the RCQG Executive and the RCQG Membership for stepping up and turning this situation into a success story.

### **Past President - Marjorie Mansell**

I paid the bills for the RCQG insurance, CQA fees, post office box rental, and the church rental. I have supported the executive in Guild activities by initiating fireside chats for new members. I spoke to members about joining the executive, and all positions are filled for next year with the exception of the Community Outreach Co-Chair. I have communicated with Three Willows Church, and our meeting spot is reserved for the second Tuesday of the month for the 2020-2021 year, but we will not be charged until we are able to meet again in person.

### **Secretary - Denise Courreaux**

Minutes were taken at Executive Meetings.

### **Treasurer - Joan Hett**

I prepared an Original budget based on input from other committee members. I prepared a revised budget in January 2020 and another in May 2020 to review all the changes as a result of COVID-19. I wrote cheques to cover supported expenses, made bank deposits of funds received, maintained a cheque register, prepared monthly financial statements, and prepared bank reconciliations. I attended executive meetings and provided input on financial matters and participated in the process to move to online invoicing and receipts with Square.

### **Membership - Rebecca Fiedler**

This guild year finishes with 123 members including 15 new/returning members. Founding member, Isobel King, passed away on February 27. We had 33 guest visits from September through March. In May, Jane Cramer (CQA President) and leaders from other guilds joined us to see our version of a virtual guild meeting. Throughout the year I managed and coordinated all membership tasks including publishing the directory. In addition, I co-hosted a Fireside Chat for new members. New this year is the online store and ability to accept credit and debit cards. I was involved in helping Guild members and presenters shift our Guild activities online.

Special thanks to Guild members who staffed the membership tables at the September meeting; Jean Hilborn for staffing the table in February; and Lindsay Core for her diligence and responsiveness to members who have difficulty receiving newsletters.

### **Program - Pat Donovan**

A diverse Program was offered to the Membership. There were challenges, but the Guild membership came through and filled in the gaps on short notice. A big thank you to all.

- *September:* Sharp-My-Knife Scissor/Knife Sharpening, Ruth Kennedy, Dancing Threads
- *October:* Rose Parr Ergonomics in Quilting

- *November:* Scott Schau, Dyeing
- *December:* Christmas Pot Luck Dinner, Garage Sale
- *January:* Celeste Campion, Meerkat Trading
- *February:* Demo Night a new format was tried.
- *March:* Sherri Hisey, Border Creek Station
- *April:* Sarah Yetman ; Spooled Rotten Quilting
- *May:* CQA Linda Lake \ Diane Carson
- *June:* Mary Pal

The Program operated within its proposed 2019-2020 budget. The RCQG Executive made the decision to offer Virtual Programming on-line meetings using Zoom, due to COVID-19 restrictions preventing us from holding our regular in-person meetings. This will also allow the Guild to host International Speakers, which could otherwise be cost prohibitive, another example of our Guild turning a negative to a positive.

### **Newsletter - Lindsay Core**

The newsletter went out on-schedule every month. This year I moved the newsletter to an online format to be able to more easily create the newsletter and to manage the process. The Member Spotlight was a new addition. The President's Message was removed as a monthly feature. A few copies of the newsletter continue to go out by post every month. With only a few glitches the newsletter was posted to the RCQG Website monthly. Newsletter expenses stayed within the budget proposed at the beginning of the Guild year. I contacted Guelph Today and was then interviewed for an article about the Guild, and have submitted an article to the CQA Magazine about the Guild's response to COVID-19.

**Website** - Managed by a collective on the Executive, and continues to be updated regularly.

### **Community Outreach - Katrina Baklarz**

At the time of writing this report we have overseen the completion 144 comfort quilts for the Wellington Sexual Assault and Domestic Violence Care and Treatment Centre at the Guelph General Hospital. In 2019 we exceeded our commitment to make 90 comfort quilts using the Rotary Club of South Guelph's label. We are well on our way to meeting our 2020 commitment of the same amount. We held a Bee Day in November and organized eight Blocks of the month. We applied for funding from the Guelph General Hospital Foundation and used the funds to purchase backings and background fabric. At the beginning of the year two committee members attended the Rotary Club of Guelph South's breakfast meeting to talk about our program and accept the second instalment of their donation of funds to buy batting for our comfort quilts. We held three committee meetings in person and held a fourth virtual meeting to organize our program in the new virtual format.

### **Historian - Susan Thompson**

This year we had many members show and share at meetings. Photos were taken for the newsletter. As we moved to the new online format the process changed and members now submit their photos by email and I create a

powerpoint presentation for the zoom meetings. Information was submitted to the Guelph Museum on behalf of the RCQG for their Rapid Response Collecting to show how we have adjusted our Guild activities to the challenges of COVID-19.

#### **Librarian - Colleen Hunter**

Thank you to my committee, Helen Kocmarek, MaryAnne Girouard, Mary Hopkins, Nellie Hanuta, and Charlene Speers for helping this year and to all those others who have pitched in to help us. From September to March we set up and took down the library tables and books, sale tables and free items table, and accepted returns of library books. Unfortunately due to COVID-19 we were no longer able to meet in person after March and therefore the library has been unable to be used. We have received many donations of books, patterns and magazines this year. The donations have either been added to the library, gone on the sale table or the free table. We still have many boxes of books to sell and they will be put out as soon as we are able to meet again. Thanks to late fees and donations at the sale table, the library has generated \$315 to fund guild activities.

#### **Publicity - Jane Londerville**

In 2019-20 we raised just over \$600 for guild activities through sale of advertising in our newsletter. All guild meetings were posted in various local online newspapers and event listing services. We expect to use social media more actively next year to advertise our online meetings so please consider following our Facebook or Instagram pages - the web page will also be kept up to date.

#### **Special Projects - Michele Kurtz**

Tasks through the Guild year included selling 50/50 tickets at meetings where we were allowed to gather. Provided cake for the March meeting.

#### **Workshops - Kathy MacKinnon**

Guild members were offered a choice of 5 workshops:

Landscape Workshop with Mary Hopkins (15 participants)

Painless Paper Piecing with Ruth Kennedy (19 participants)

Pockets to Go with Jacki James ( 18 participants)

Magical Pinwheels with Sherri Hisey - cancelled due to insufficient signup

Hummingbird in Flight with Kerry Burke - cancelled due to the Pandemic

## **Welcome to the 2020-2021 RCQG Executive**

2020-2021 RCQG Executive



President  
Scott Schau



Vice President  
Becky Fiedler



Past President  
Monica Bell



Community  
Outreach  
Katrina Baklarz



Treasurer  
Alyson Anker



Newsletter &  
Website  
Lindsay Core



Publicity  
Jane  
Londerville



Historian  
Susan  
Thompson



Special  
Projects  
Michele Kurtz



Librarian  
Colleen Hunter



Membership  
Helen Kocmarek



Secretary  
Denise Courroux



Program &  
Workshops  
Leslie Buck

Help on workshops from:  
Marjorie Mansell,  
Kathy MacKinnon,  
and Jackie James

Quilt Smiley from <https://www.quiltfabrication.com/2019/04/you-got-this.html>

## **RCQG Bylaw Update**

The following change to the Bylaws is being proposed by the RCQG Executive. This serves as notice to the membership of the proposed change which will be voted upon at the September Guild meeting. Please send any feedback to [president@royalcityquiltersguild.ca](mailto:president@royalcityquiltersguild.ca) before August.

The Annual General Meeting shall be held in June of each year. From time to time, the guild Executive may determine to hold the Annual General Meeting by telephonic or electronic means to permit all participants to communicate adequately with each other during the meeting. Any member participating by such means is deemed to be present at that meeting.

## **Show and Share from May**

## Pat Donovan



Border Creek  
Mystery 2019

## Nancy Wells



I finished this quilt a year or more ago and Teresa Yantzi in Clinton, Ontario quilted it. Because it is quite heavy I have never brought it to the guild for Show and Tell so showing it virtually is perfect.

## Kathy Wagner



Anita's Arrowhead"

And an old photo of a quilt that guild members made at a quilt bee day 10 years ago with the same pattern

## Lynda Nuys




Won a first place ribbon at the Jekyll Art Festival in Georgia, March 13th, 2020 for my wall hanging collage quilt from a photo of a Red Dory at Peggy's Cove, Nova Scotia

## Nancy Wells – CQA Quilt 2017



"A Garden's Splendour" appeared in the 2017 Quilt Canada Show in Toronto and won the Viewer's Choice Award at the International Ploughing Match in that same year. It is all hand quilted.

## Lindsay Core



Pattern by Elizabeth Hartman. Pieced and quilted on domestic by Lindsay.

Lisa Jones



Improv  
Triangle by  
Nicola Ball  
sew along on  
Instagram.

Mary Katherine Hopkins



based on a photo  
taken by a  
member of our  
guild, Nellie  
Hanuta in the  
Jail Farm  
property on # 7.

Nancy Wells - CQA Quilt 2009



"Baltimore"

Susan Thompson



“Bloom”  
“Butterfly charm  
blocks”

Dianne Kirk-Benincassa



Comfort quilt  
inspired by  
youtube videos

Kathy MacKinnon



“The Dress”  
designed by  
Cherry Blossoms  
Quilt Studio.  
Pieced and  
quilted by Pat to  
commemorate  
her daughter's  
wedding.

## Edna Keown



Here are photos of my quilt (front and back) that I sent as a request for Quilts for Nova Scotia. It is to support victims families in the shooting in NS. The pattern is Have a Heart by J. Michelle Watts which is a downloadable from her website.

## Dianne Kirk-Benincassa



Gee's Bend ladies inspired quilt top  
comfort quilt  
in 1970's  
colours

## Nancy Wells



Australian  
pattern called  
Raggedy Farm  
Animals .

## Thank You to Our Sponsors!

Visit our sponsors by clicking their advertisements.

**Many of our sponsors have online shops that are open, even if their bricks-and-mortar shops are closed.**



**ONLINE SHOP OPEN 24/7!**

Free shipping for orders \$50 and up

[cobwebsandcaviar.com](http://cobwebsandcaviar.com)

COBWEBS & CAVIAR, 147 Main St. W. Shelburne, ON



DROP BY THE STORE,  
OR GIVE US A CALL.  
WE'LL HELP YOU  
FIND WHAT YOU'RE  
LOOKING FOR!

YOUR TRUSTED  
PFAFF DEALER

**PFAFF**  
Perfection starts here.™

1 Dufferin Street, Cookstown, Ontario L0L 1L0  
705-459-4546 | [info@countryconcessions.com](mailto:info@countryconcessions.com)  
[WWW.COUNTRYCONCESSIONS.COM](http://WWW.COUNTRYCONCESSIONS.COM)



**Guelph Longarm Quilting**  
Edge To Edge Longarm Quilting

Rose Parr, 519-241-1371  
[rose@roseparr.com](mailto:rose@roseparr.com) [gulllakequilts.com](http://gulllakequilts.com)



**Sew Fancy Inc.**  
Your Premier Source for Specialty  
Sewing Supplies

**Alma Laidlaw**  
(Please Call for Appointment)

Phone: 519-824-4127 [www.sewfancy.com](http://www.sewfancy.com)  
Guelph, Ontario  
[sales@sewfancy.com](mailto:sales@sewfancy.com)

SERVICE TO ALL MAKES

INDUSTRIAL & DOMESTIC



PROFESSIONAL  
SCISSOR & KNIFE  
SHARPENING

HAVE TOOLS  
WILL TRAVEL

**STEFAN DESKUR** [stef@sewdoc.ca](mailto:stef@sewdoc.ca)  
[prosewingmachinedoctor.com](http://prosewingmachinedoctor.com)

*Together We Quilt*

**Pat Donovan**  
Long Arm Quilting

25 Zaduk Place  
Guelph ON N1G 0A7  
905 320 1212  
patdonovanquilts@gmail.com



*Come Back to Sewing*

Machines  
Classes  
Fabrics  
Notions  
Service

**TRIANGLE Sewing Centre** since 1970

**386 Woolwich Street.**  
519-822-9910 or Toll Free 1-877-212-9863  
trianglesewing.on.ca



**make1**

**Jo Adlington**  
Owner

519-767-1496  
88 Waterloo Avenue  
Guelph, ON N1H 3H8

make1guelph@gmail.com  
make1.ca



*Clair de Lune*  
QUILTING

Longarm Quilting  
by Carole Rogers

249 Main St. N  
Rockwood, Ontario N0B 2K0  
519-827-5669

clairdelunequilting@gmail.com




Advertise in the RCQG newsletter.

**Questions or comments about the newsletter?**

Email: [newsletter@royalcityquiltersguild.ca](mailto:newsletter@royalcityquiltersguild.ca)

Any member of the Guild may submit content for the newsletter by sending it to the email address above.

Please note that submissions may be edited for clarity and length.

Newsletters are published on the first Tuesday of the month, one week before the RCQG meeting.

All content must be received on the Sunday nine days before publication.

---

*Copyright © 2019-2020 Royal City Quilter's Guild, All rights reserved.*

**Our mailing address is:**

Royal City Quilters' Guild  
P.O. Box 24030  
Bullfrog Postal Outlet  
Guelph, ON, Canada  
N1E 6V8

Want to change how you receive these emails?

You can [update your preferences](#) or [unsubscribe from this list](#).