



## Executive Update

Dear Guild Members,

Many of us woke up to a blanket of snow over the last few days. The snow and cold weather remind us of what is to come. For quilters, this is the time to get our quilts done or start new projects as we retreat into our cozy, happy sewing rooms.

The snow also reminds me that the holidays are upon us. The pressure is on to get our last few gifts completed. The Executive Committee members hope that this newsletter might help you if you need a few more ideas. We have shared some of our favourites with you. You will also find information about upcoming quilt shows and the deadlines to enter your wonderful creations. The winter months are a great time to get these projects completed.

In keeping with other years, this newsletter covers the information you will need for both December and January. The Executive Committee is going to take some time off during the holidays. We will be back in the new year, and you will see a full newsletter in February.

On behalf of the Executive Committee members, I wish you and your family warm wishes for the holidays.

All the best,  
Cindy  
President

### **Fiber Arts Interest Group**

Do you love to play with fabric to create wall quilts or art quilts? Love to talk about art quilts? Learn about new techniques? Be inspired? How about joining an art quilt interest group? The focus of the group, when and how we will participate, and all the other details, will be decided by those who join. If you are interested in joining, please send me, Cindy Kinnon an email to [president@royalcityquiltersguild.ca](mailto:president@royalcityquiltersguild.ca). I will then organize our first meeting,



## December Program Guest Speaker

**Dominique Ehrmann**  
**Ste Sophie QC**

### **Once Upon a Quilt**

Dominique is a self-taught fibre artist and quilting is her medium. She knows the rules, patterns and techniques. She uses the rules as a means to transport, express, touch and reinvent. First, an idea emerges and then it starts building up, taking shape and growing in three dimensions. She assembles it in her head, designs it to the last detail and once ready, she turns it into a sketch. Sketches become paper models, which then become patterns. With Stéphan, her husband and accomplice, she pushes back all limits and frontiers. Her artwork plays with the wind, defies gravity, invites exploration and interaction. With this retrospective presentation, Dominique invites us into her world of creation.

<http://dominiquehrmann.com>



## January Program Guest Speaker




**Teresa Duryea Wong**  
Houston TX

### **Japan 2.0 The Next Gen Quilters**

Meet the Next Gen of Japanese quilt artists. Japan's history and cultural norms set very clear rules for who is and who is not considered a Master and this lecture will explain why, and how, that happens. But in the Japan 2.0 universe, there is a community of quilters for the 21st century who are operating outside the rigid cultural lines of

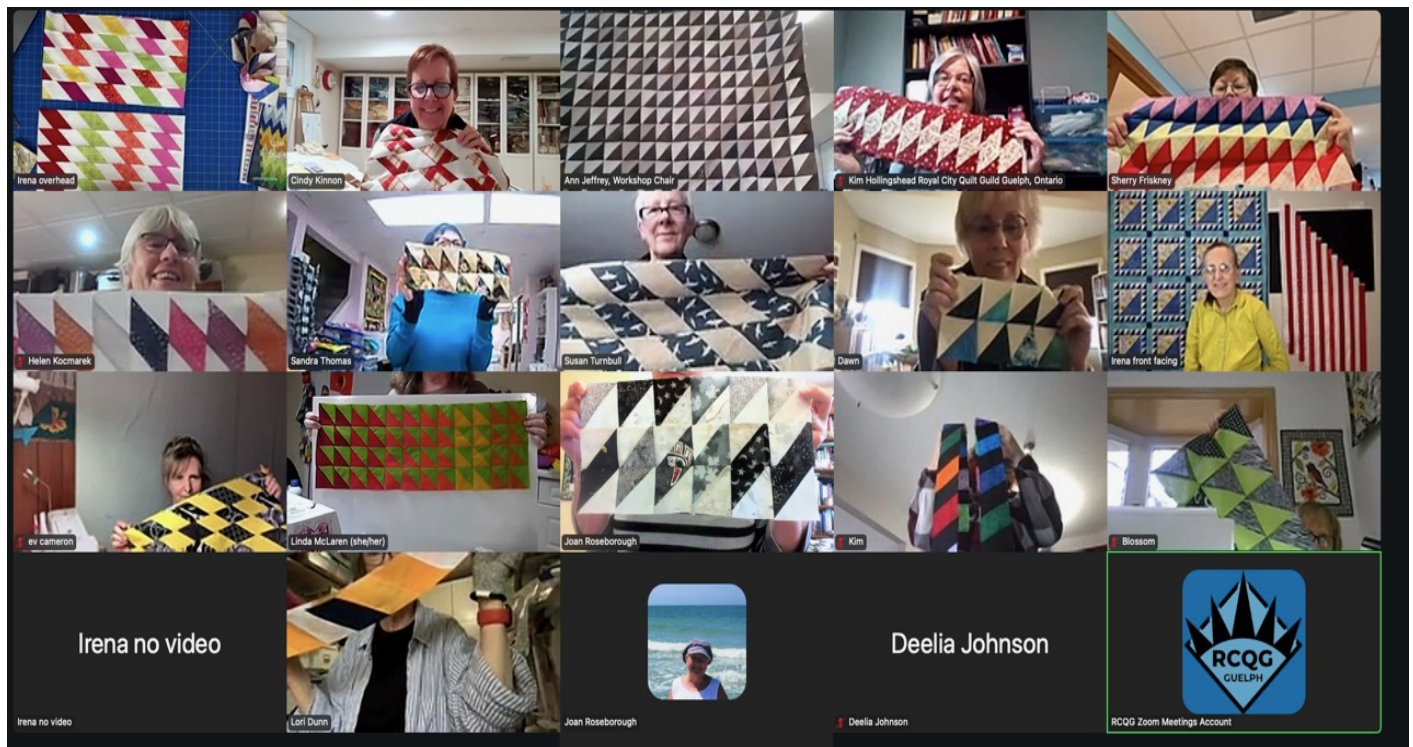
the traditional Master/Student relationship. They are creating original, modern quilts with a global eye while still managing to reference the Japanese aesthetic.

<https://teresaduryeawong.com>



## Workshops

We have pictures of Irena Swanson's workshop this past November.



Our first workshop was held on November 16 with 20 students. Each person came with a set of fabric strips in lights and darks to make HSTs in a speedy and accurate way with our instructor Irena Swanson. We had a good day with many questions and some lovely looking results. Many in the class will pursue this method in the future and we look forward to seeing some finished projects.

Workshops for next year will be organized shortly as we develop our program for the 2025/26 guild year. We have found that our most successful workshops are ones presented by quilters who have presented to the group at a monthly meeting. If you would like to help with the committee, please contact Ann Jeffrey or any member of the Executive to let us know. If you just have a suggestion for someone who presents great workshops that you would like to have, also let us know.

Ann Jeffrey, Workshop Chairperson



### December/January 2024/25

I will start off by wishing you all an amazing *Holiday Season* filled with joy, good food, good cheer and optimism about 2025!



I also hope you will find some time, despite all the hustle and bustle, for our favourite pastime – quilting, of course!!

Since our last Newsletter I have had the pleasure of welcoming six new members – Cathy Carr, Ann Johnson, Cheryl Mills, Kimberly Powley, Christina Recaskie and Hildegard Sausik. I hope you will take the time to make them feel welcome if you meet them in any of our forums. Three out of the five new members were referred by a Guild member who received a \$5 refund toward their membership dues as part of the Refer a Friend program.

Our October 29<sup>th</sup> Fireside Chat was well attended by 9 Executive Members and 11 New Members. Lots of great information about the Guild was provided, and we got to know each other better by sharing examples of our work. It was very awe-inspiring! Our next Chat will take place in March of 2025. Members who join after October 29<sup>th</sup> will be invited to participate.

On November 5<sup>th</sup>, I sent out the updated *RCQG Handbook and Membership Directory* via Groups.io. If for some reason you did not receive it, please let me know. Thanks for taking the time to verify your information and let me know of required changes.

As I update the document with new members, the most recent version will be available in Groups.io. It will be reissued to all members in PDF form after a review in Spring 2025.

Here is the link: <https://rcqg.groups.io/g/members/files>

Till the next time we “chat” in 2025,

Sharon Bourque  
Membership Registrar

## Stashbusters February/March 2025


Catherine Clarke will be leading us through “Friendship Bracelet”, a free pattern offered by Benartex. This is an easy quilt that goes together quickly and allows for some improvisation. The pattern calls for 2½ inch strips (you can use those jelly rolls you love but don’t know how to use). Of course you can also use fat eighths, fat quarters, yardage or a layer cake to create the “beads” in the bracelet. Your colour scheme can be scrappy or coordinated. The pattern makes a 50” x 78” quilt but is easily adapted to quilts of various sizes.

To make a quilt of this size, the fabric requirements are as follows:

- 21 strips of a 2½ inch pre-cut roll (jelly roll) or equivalent
- 1½ yards for the horizontal strips and binding
- 2¾ yards for the background
- 1½ yards of 107 inch wide backing
- 54” x 82” batting

Here’s the link to the pattern

<https://cdn.benartex.com/fabrics/89F/FriendshipBracelet.pdf>



Stashbusters meets the first Wednesday of every month, via Zoom, from 9:30am – 3:30pm Eastern – all year long! However due to the New Year’s holiday, we will meet on January 8 2025. Participants are free to come and go as they please. Participation in the group is free, and we welcome new participants at any time. There is no charge to participate. Please contact [stashbuster@royalcityquiltersguild.ca](mailto:stashbuster@royalcityquiltersguild.ca) to be added to the mailing list or learn more about this friendly group. Hope to see you on February 5, 2025!

## Library

### How to Borrow Books

I am passionate about our library and determined to make the library books available to you. Therefore, I am offering this opportunity to allow local members to borrow books. Please go to our online library (via our website under ‘Resources’) and choose a book or books that you would like to borrow. If you are not familiar with our online library there is a newly revised “Library Instructions” document there that explains how to search through our library catalogue. Then send me an email [maryanne.rcqg@rogers.com](mailto:maryanne.rcqg@rogers.com) with the complete name and author of the book(s) you would like to borrow. I will take your requested book(s) to the next Mingle or Quilts of Valour Day. You can pick up your books there and/or return previously borrowed books. The next Mingle and Quilts of Valour sewing dates at the Legion are January 11<sup>th</sup>, February 7<sup>th</sup>, April 7<sup>th</sup>, and May 31<sup>st</sup>. In between, I will arrange with you when and where you can collect any books you would like to borrow.

Please note: If you currently have borrowed books at home, please contact me to return them, as other members may wish to borrow them. Do not hesitate to contact me if you have any questions or comments. Thank you!

MaryAnne, Librarian

## Show and Share Presentations and Quilt Whispering

The link to our most recent display of members' talents for November can be found by clicking on the image:



Do you want some quilting design help for a quilt top? Photos of your quilt tops for Quilt Whispering should be sent in by 7:00 pm Sunday evening prior to our regular monthly meeting. You can send them via the "Get Involved" page of the Guild website or by e-mail at

[quiltwhisperer\[at\]royalcityquiltersguild.ca](mailto:quiltwhisperer[at]royalcityquiltersguild.ca)

We'd love to see your latest projects! Thanks,  
Linda



## Quilts of Valour

The next Quilts of Valour Sew Day is Feb 7, 2025. Come to the Legion for FUN DAY!



**Guelph Sews for Quilts of Valour**

**Save the Dates**

- Oct 21, 2024: 10:00 to 4:00
- Feb 7, 2025: 10:00 to 4:00
- April 7, 2025: 10:00 to 4:00

**Royal Canadian Legion**  
57 Watson Pkwy, S in Guelph

Visit [royalcityquiltersguild.ca](http://royalcityquiltersguild.ca) to learn more or email [rcqg.qov@gmail.com](mailto:rcqg.qov@gmail.com)

## Home for Good

We are making steady progress on our goal to provide quilts to tenants moving into the Transitional Housing Units under the auspices of Home for Good. As we did last year, we are recommending 60" x 80" quilts.

Since our last newsletter, we received the lovely pineapple quilt pictured here. The RCQG member who donated this beauty used her donation as an opportunity to practice using her new ruler – the Pineapple Trim Tool from Creative Grids. She drew her colour inspiration – and the quilt name – from her favourite fall flavours: Pumpkin Spice!



What inspires you? If you'd like to contribute to the Home for Good effort, please let Ann or Becky know how we can help. We can provide fabric from the guild stash; batting; or backing fabrics to help you bring your inspired idea to life!

### Home for Good Project Bundles

Would you like to do some Home for Good Quilting over the holidays? Becky F has bundles ready for pick-up any time. Contact her to pick up from her home in the south end of Guelph or see her at the January 11<sup>th</sup> Mingle at the Guelph Legion. As of publication, she has only bundles ready to quilt. She anticipates having quilts ready to bind on January 11.

## International Quilting Day

6<sup>th</sup> annual virtual celebration of  
**International Quilting Day**



**Katie Pasquini Masopust**  
2024 Inductee  
Quilters' Hall of Fame

**Caryl Bryer Fallert-Gentry**  
Internationally recognized; One  
of 30 most influential quiltmakers

Free for guild members; \$25 for non-member guests  
Info at [royalcityquiltersguild.ca/iqd2025/](http://royalcityquiltersguild.ca/iqd2025/)

**March 15, 2025**



## Submissions are open for the IQD 2025 Virtual Quilt Show

Our 6<sup>th</sup> annual Virtual Celebration of International Quilting Day is Saturday March 15, 2025. Each year, one of the highlights of the event is the virtual quilt show, and we invite you to participate. Please share photos of your quilted creations with attendees from across North America. Your creations inspire others and are a pleasure to view.

All those attending International Quilting Day are welcome to submit up to two quilts to the Virtual Quilt Show. If you've shown an item somewhere else, it's still welcome at IQD. Most of our attendees will not have seen it.

The following information about your entry will be required:

1. Pattern name
2. Pattern designer or original design
3. Quilter, if other than yourself
4. Artist's statement or brief history of the quilt – limit of 50 words
5. Up to five photos of each creation. We recommend an overall view along with several close-ups of interesting details
6. Submissions are open through February 9, 2025 giving you lots of time to think about your entries and take good photographs.



International Sister Quilt made by Lori Dunn

Visit the Virtual Quilt Show section of the IQD website to upload your photos and details. You will need to log in to your Google account. If you do not have a Google account, you may ask someone to submit the photos and information on your behalf. Check out the International Quilting Day website for more details.

### A Warm Christmas Idea!

If you experience aches and pains after a day of quilting, or if you have loved ones who could benefit from a warm gift from the heart, here is an idea for you – a **DIY Heating Pad for neck and shoulders**. I recently made one for my 89-year-old Mom for Christmas. Her favourite colour is anything aqua, so I dug into my stash. It is a great scrappy project too!



Here is the link to the tutorial:

<https://sewcanshe.com/2014-12-16-diy-heating-pad-for-shoulders-and-neck/>

Sharon Bourque

### Handmade Holiday Ornaments/Gift Holders

From Becky F

My favourite way to spread holiday cheer is with handmade holiday ornaments. My ornaments have an optional pocket just the right size to tuck in cash, cheque, gift card or small gift. A handmade ornament gives my holiday tipping an extra-special touch for the people who make my life easier. For friends and family who live at a distance, I can tuck an ornament into a holiday greeting card.

The little ornaments are the perfect playground to use one of my favourite techniques, or a golden opportunity to try something new. They are endlessly customizable. Novelty fabric and a carefully-selected gift card give me the perfect way to acknowledge someone else's hobby. My friend Brenda suggests using scraps from a baby quilt to make an ornament celebrating baby's first Christmas. I keep a small collection of festive ornaments and a few Tim Hortons gift cards on hand for last minute gift giving.



You can make your own ornaments/gift card holders in plenty of time for this holiday season. All you need are a few scraps of fabric, a small square of batting, a bit of ribbon and a dash of imagination. The possibilities are endless.

## Some Christmas Freebies



### Christmas Projects On The Blog

[threadbarecreations.blogspot.com](http://threadbarecreations.blogspot.com)

Some free Christmas projects  
and planning essentials!  
Control-click on the image  
above.



*Every day is a day to create!*


### 2025 CALENDAR

*Rose Johnston—Threadbare Creations*

Want a nice free quilt-themed  
printable 2025 calendar? Control-  
click on the image above.

# Retreat

## Sew Happy Retreat Participants 2024



And of course, Show 'n' Share



Two happy winners, Judy Laver and Joan Rosborough



On the Last day of our retreat Cheryl Wallace borrowed a guitar and spent a good portion of the evening composing the lyrics for this song, set to the John Denver tune of "Country Roads". She and Cindy Kinnon presented it to the group at lunch on our last day. We all joined in on the chorus. With Cheryl's permission we would like to share this with everyone. It does sum up our time spent here. April

### To the tune of "Country Roads", Written by Cheryl Wallace

#### Verse 1:

We're in heaven – 5 days to play  
Hanging with fun people, sewing night and day.  
Cutting, sewing, pressing all our seams,  
Finishing some projects – we're living the dream!

#### Chorus:

Country roads – take me back  
To that place – so I can sew  
Royal City – Quilt Retreat -  
Hidden Acres – I'll be back!

#### Verse 2:

Learning new skills, from our new friends,  
Tips, tricks and techniques – how to paper piece!  
Lots of quilts and bags and bindings,  
Table runners – even bobbin winding.

#### Bridge:

Sewing machines – in the early hours they're running  
The afternoon and evening they keep humming as well  
Thinking 'bout the week,  
I got a feeling that I should return here once again – yes – next year!

#### Verse 3:


Shopping adventures, Left, Right, Centre,  
Show & Share and sharing notions.  
Jigsaw puzzle, Yummy meals,  
Late night laughing, with all the warm feels.



## Cherrywood Challenge 2025

Kits available at [Cotton Harvest](#) in Seaforth. Look for more info online.

Includes an interview with Karla from Cherrywood reminiscing about the past and looking to the future. There's also a bit of advice for quilters entering this year's challenge.



## Advertising

Remember to visit your local quilt stores and service providers! We would like to thank all our advertisers for their continued support of our guild, and we need to ensure that we also support them. Clicking on an advertisement will take you to that company's website, so that you can further explore their offerings. If you would like to advertise your business within our newsletter, please contact [advertising\[at\]joyalcityquiltersguild.ca](mailto:advertising[at]joyalcityquiltersguild.ca) <https://www.mrcslongarmquilting.ca/>



*Mr. C's  
Longarm Quilting*

Guelph, Ont  
519.993.2084  
[info@mrcslongarmquilting.ca](mailto:info@mrcslongarmquilting.ca)

Timely longarm quilting services  
for those who want their  
'labour of love' beautifully finished.

By appointment only



Authorized Ontario Dealer of  
and Certified Service Techs for



519-241-6051  
[www.buythebolt.ca](http://www.buythebolt.ca)



**THE  
QUILT  
PLACE**

**HEATHER STOCK**  
519-625-8435  
[heather@thequiltplace.ca](mailto:heather@thequiltplace.ca)  
[www.thequiltplace.ca](http://www.thequiltplace.ca)

**Fabric, Quilting Supplies,  
Ready & Custom Made Quilts**

3991 Perth Rd. 107, Box 223, Shakespeare, ON N0B 2P0



**COUNTRY  
CONCESSIONS  
Quilt Shop**

**Helping you build your  
stash for over 20 years!**

35 King St. N. Cookstown  
(Just north of Hot Stacks)

**We can't wait to see you!**

705-458-4546 | [countryconcessions.com](http://countryconcessions.com)



*carolinequilts*  
 Quilting Fabrics and Supplies  
 Cambridge, Ontario

[carolinequilts.blogspot.com](http://carolinequilts.blogspot.com)

Caroline Berch  
[carolinequilts@rogers.com](mailto:carolinequilts@rogers.com)  
 519-219-2969



**TRIANGLE**  
*Sewing Centre*

SALES & SERVICE

386 WOOLWICH STREET, GUELPH, ONTARIO N1H 8L2  
 519-822-9910  
 FAX 519-822-3145 **Nancy Caravaggio**



longarm quilting services

Linda McLaren

[mclaren.linda@gmail.com](mailto:mclaren.linda@gmail.com)  
 519.358.6579  
[quiltingbiker.blogspot.ca](http://quiltingbiker.blogspot.ca)

*the Quilt Rack*

*Fabrics Machine Quilting Classes Quilt Finishing*

*Lucy Rowntree*

905-304-0180  
[www.thequiltrack.ca](http://www.thequiltrack.ca)  
[thequiltrack@sympatico.ca](mailto:thequiltrack@sympatico.ca)

356 Wilson St. E. #4  
 Ancaster, ON.  
 L9G 2C2

**WWW.PROSEWINGMACHINEDOCTOR.COM**

**WE SELL:**

New & Used Domestic & Industrial  
Sewing Machines  
Husqvarna, Juki & Reliable

**\*CERTIFIED DEALER & SERVICE  
FOR  
JUKI & HUSQVARNA\***



**WE SERVICE:**

All Makes of Domestic & Industrial

**WE SHARPEN:**


Scissors, Knives & More

**Email: [stef@sewdoc.ca](mailto:stef@sewdoc.ca)**

**Quilt Shows**

**2024 Grand National DELIGHTS**

A touring exhibition of 37 fibre art pieces each exploring a delightful image or activity.



## News from the CQA

Quilt Canada will be held June 18-21, 2025 at Mississauga's International Centre. Keep up with the latest Quilt Canada news at <https://canadianquilter.com/quilt-canada-2025/>

Available now:           2025 TrendTex Challenge guidelines  
                                  2025 JN Harper Youth Challenge Guidelines

Learn more about the Challenges at <https://canadianquilter.com/quilt-challenges-2025/>

January 6 – February 17  
For details, see  
[entry/](#)

May 17, 2025  
May 22, 2025  
June 19-21

Entries for the National Juried Show accepted.

<https://canadianquilter.com/njs-2025-call-for->

Last day to book group rate at Four Points by Sheraton

Last Day to book group rate at Holiday Inn Toronto International Airport

National Juried Show at Quilt Canada at the International Centre, Mississauga



Connecting Youth to Culture:  
The mission of **Soaring Circle** is to empower Indigenous youth through education, improving their access to career and entrepreneurship opportunities, while inviting the active participation of all Canadians in moving reconciliation forward.



## Opportunities

### WEFTfest Call for Entries Now Open!


WEFTFest (Woolwich Expressions in Fibre Traditions) will be held May 15-19, 2025 at the St. George Banquet Hall. This festival will feature Canada's most important heritage art piece: *Quilt of Belonging*. A richly hued portrait of the human family, *Quilt of Belonging* is a 120 foot- (36 metre-) long collaborative textile art project. Its 263 blocks portray the rich cultural legacies of all the First Peoples in Canada and every nation of the world at the dawn of the new Millennium.

Apply now to be a vendor, designer, artist, quilter and/or teacher for this unique chance to sell your product in the same room as the Quilt of Belonging. Visit <https://weftfest.ca/> to learn more.



## Adding a Hanging Sleeve

Your Weftfest quilt needs a hanging sleeve. This video explains how to add one. (CTRL-click on the photo).



2025 New Year's Day

# MYSTERY QUILT ALONG

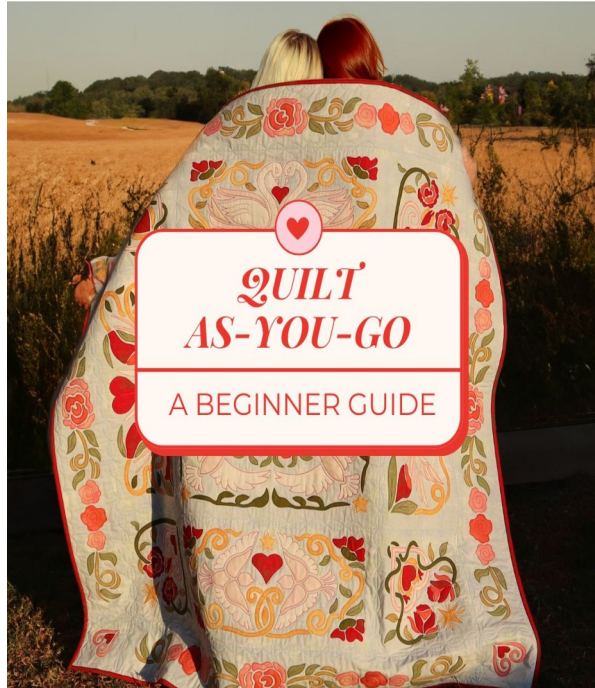
LIVE on YouTube  
REGISTER FOR FREE



Tiffany Hayes



Rob Appell



*QUILT*  
*AS-YOU-GO*  
A BEGINNER GUIDE

## RCQG Activities for 2024/2025

Activities	SEPT	OCT	NOV	DEC	JAN
<b>Guild Meetings via Zoom</b>	Guild meeting Berene Campbell (2 <sup>nd</sup> Tuesday)	Guild meeting Audrey Esarey (2 <sup>nd</sup> Tuesday)	Guild meeting Trudy Cowan (2 <sup>nd</sup> Tuesday)	Guild meeting Dominique Ehrmann (2 <sup>nd</sup> Tuesday)	Guild meeting Teresa Duryea Wong (2 <sup>nd</sup> Tuesday)
<b>Mingles and In person events</b>	<i>Sept Mingle</i> Sat, Sept 21  <i>Community Living</i> <i>Guelph Wellington at 8</i> <i>Royal Road</i>  <i>10:00 am to 3:00 pm</i>	Quilts of Valour Mingle Mon, Oct 21 Legion (Lounge) 10:00 am to 4:00 pm	<i>Retreat Nov 25 -28</i>	None	January Mingle Sat, Jan 11 Legion Hall A 10:00 am to 4:00 pm
<b>Fireside chat for new members via Zoom</b>		Fireside Chat Oct 29			
<b>Virtual Sew days and NYB Quiltalong on Zoom</b>	<i>Monthly Virtual Sew days (2<sup>nd</sup> Saturday)</i>	<i>Monthly Virtual Sew day and NYB QAL (2<sup>nd</sup> Saturday)</i>	<i>Monthly Virtual Sew day and NYB QAL (2<sup>nd</sup> Saturday)</i>	<i>Monthly Virtual Sew day and NYB QAL (2<sup>nd</sup> Saturday)</i>	<i>Monthly Virtual Sew day and NYB QAL (3<sup>rd</sup> Saturday)</i>
<b>Workshops on Zoom</b> <i>Fees apply</i>			<i>Irena Swanson Workshop</i> <i>Nov 16</i>		
<b>International Quilting Day on Zoom</b>					

Activities	FEB	MAR	APRIL	MAY	JUNE
<b>Guild Meetings via Zoom</b>	Guild meeting Karen Miller (2 <sup>nd</sup> Tuesday)	Guild meeting Paula Nadelstern (2 <sup>nd</sup> Tuesday)	Guild meeting Terry Rowland (2 <sup>nd</sup> Tuesday)	Guild meeting Tara Miller (2 <sup>nd</sup> Tuesday)	Guild meeting Lilo Bowman (2 <sup>nd</sup> Tuesday)
<b>Mingles and In person events</b>	National QOV Sew Day Friday, Feb 7 Legion Hall A 10:00 am to 4:00 pm	None	Quilts of Valour Mingle Mon, April 7 Legion (Lounge) 10:00 am to 4:00 pm	May Mingle Sat, May 31 Legion Hall A 10:00 am to 4:00 pm	None
<b>Fireside chat for new members via Zoom</b>		Fireside Chat March 27			
<b>Virtual Sew days and NYB Quiltalong on Zoom</b>	<i>Monthly Virtual Sew day (2<sup>nd</sup> Saturday)</i>	<i>Monthly Virtual Sew day (2<sup>nd</sup> Saturday)</i>	<i>Monthly Virtual Sew day (2<sup>nd</sup> Saturday)</i>	<i>Monthly Virtual Sew day (2<sup>nd</sup> Saturday)</i>	<i>Monthly Virtual Sew day (2<sup>nd</sup> Saturday)</i>
<b>Workshops on Zoom</b> <i>Fees apply</i>	<i>Audrey Esarey Workshop</i> <i>Feb 15</i>		<i>Karen Miller Workshop</i> <i>April 19</i>		
<b>International Quilting Day on Zoom</b>		<i>International Quilting Day March 15</i>			

Please note the schedule is subject to change. Please refer to the RCQG website for additional program information. NOTE: JANUARY'S VIRTUAL SEW DAY IS THE 3rd SATURDAY!