



Executive Update

The 2024-2025 guild year is starting off with friendship and, of course, learning and support. We kicked off the year with our first Mingle on Saturday, September 21st, 2024. Twenty-five of us spent the day together catching up, learning a new quilt pattern and getting advice from one another for our personal projects. We worked on the French Braid pattern for our community quilt – see the photos in this newsletter. You are welcome to try it for yourself and perhaps make a table runner for your Thanksgiving table, or to add to our community quilt project.

I would like to highlight the article in our newsletter that thanks the Lions Club of Guelph for their generous support again this year. Our RCQG member Michelle Kurtz has been instrumental in advocating for this donation. The donation will be used to purchase batting and backing for our outreach project. As you know, our members put the quilt tops together, and then we use the batting and backing to put each quilt together. The quilts are then quilted and bound by other members of the guild. As you can see, each quilt can be touched by several of our members – each doing their part to make our beautiful quilts.

This newsletter is full of information to help you plan for the upcoming year. You will see that a calendar of events is available for you to download; our New York Beauty group is set to start on October 12th; information about our upcoming workshops is available; and of course “save the date” information for the Quilts of Valour events is included.

I want to draw your attention to the information about our International Quilt Day (IQD) celebration in March. IQD is a collaboration of Royal City Quilters Guild, York Heritage Quilters Guild and Waterloo County Quilters Guild. It is a virtual celebration of quilting and quilters. The event has been very successful and grows every year, in both the number of attendees and the quality of speakers and workshops. Check out the reveal in this newsletter to see who will be our keynote speakers. Way to go IQD committee! You have outdone yourselves once again.

Happy Sewing!

On behalf of the Executive Committee
Cindy

RCQG Activities for 2024/2025

Activities	SEPT	OCT	NOV	DEC	JAN
Guild Meetings via Zoom	Guild meeting Berene Campbell (2 nd Tuesday)	Guild meeting Audrey Esarey (2 nd Tuesday)	Guild meeting Trudy Cowan (2 nd Tuesday)	Guild meeting Dominique Ehrmann (2 nd Tuesday)	Guild meeting Teresa Duryea Wong (2 nd Tuesday)
Mingles and In person events	<i>Sept Mingle</i> Sat, Sept 21 <i>Community Living</i> <i>Guelph Wellington at 8</i> <i>Royal Road</i> <i>10:00 am to 3:00 pm</i>	Quilts of Valour Mingle Mon, Oct 21 Legion (Lounge) 10:00 am to 4:00 pm	<i>Retreat Nov 25 -28</i>	None	January Mingle Sat, Jan 11 Legion Hall A 10:00 am to 4:00 pm
Fireside chat for new members via Zoom		Fireside Chat Oct 29			
Virtual Sew days and NYB Quiltalong on Zoom	<i>Monthly Virtual Sew days (2nd Saturday)</i>	<i>Monthly Virtual Sew day and NYB QAL (2nd Saturday)</i>	<i>Monthly Virtual Sew day and NYB QAL (2nd Saturday)</i>	<i>Monthly Virtual Sew day and NYB QAL (2nd Saturday)</i>	<i>Monthly Virtual Sew day and NYB QAL (3rd Saturday)</i>
Workshops on Zoom Fees apply			<i>Irena Swanson Workshop</i> Nov 16		
International Quilting Day on Zoom					

Activities	FEB	MAR	APRIL	MAY	JUNE
Guild Meetings via Zoom	Guild meeting Karen Miller (2 nd Tuesday)	Guild meeting Paula Nadelstern (2 nd Tuesday)	Guild meeting Terry Rowland (2 nd Tuesday)	Guild meeting Tara Miller (2 nd Tuesday)	Guild meeting Lito Bowman (2 nd Tuesday)
Mingles and In person events	National QOV Sew Day Friday, Feb 7 Legion Hall A 10:00 am to 4:00 pm	None	Quilts of Valour Mingle Mon, April 7 Legion (Lounge) 10:00 am to 4:00 pm	May Mingle Sat, May 31 Legion Hall A 10:00 am to 4:00 pm	None
Fireside chat for new members via Zoom		Fireside Chat March 27			
Virtual Sew days and NYB Quiltalong on Zoom	<i>Monthly Virtual Sew day (2nd Saturday)</i>	<i>Monthly Virtual Sew day (2nd Saturday)</i>	<i>Monthly Virtual Sew day (2nd Saturday)</i>	<i>Monthly Virtual Sew day (2nd Saturday)</i>	<i>Monthly Virtual Sew day (2nd Saturday)</i>
Workshops on Zoom Fees apply	<i>Audrey Esarey Workshop</i> Feb 15		<i>Karen Miller Workshop</i> April 19		
International Quilting Day on Zoom		<i>International Quilting Day March 15</i>			


Please note the schedule is subject to change. Please refer to the RCQG website for additional program information

Program Guest Speaker:

Audrey Esarey, Louisville KY: “**Finding My Voice In Modern Quilting**” - Lecture / Trunk Show

This lecture focuses on Audrey’s path to becoming a modern quilter and how she has applied many traditional techniques in her modern quilts. Audrey will discuss the progression of her work and show her Radial Quilts, Watercolour Quilts, and a few others too! She’ll share information on design inspiration, favourite artists, and discuss some quilting highs and lows along her journey.

Website: www.CottonandBourbon.com



Instagram: @CottonandBourbon

Workshops

There are still some spaces available in our workshops for 2024-25: one space in the Half Square Triangle Tube Piecing, 3 spaces in the Mobius Radial Workshop, and 6 spaces in the Quilters Doodles Workshop. Now that our members have had time to register, we are about to announce these available spaces on Facebook sites for Ontario quilters and CQA members. On occasion, someone who has registered for a workshop is unable to make the class, so if you try to sign up for a workshop and find out that it is “Sold out”, you can contact me, Ann Jeffrey, the Workshop Chair, to ask that you be put on the waiting list. I do keep a waiting list and will respond when I get any request to confirm that your request has been received.

Would you like to have a say in upcoming workshop choices and booking? Please contact Ann Jeffrey to volunteer for the workshop committee; OR anyone who has a suggestion or request for a workshop can contact me and our committee will research that idea for cost, available dates and reviews.

Ann Jeffrey, Workshop Chair

Membership

Happy Autumn! In my part of the country the temperatures have been more like Summer than Fall. However, Mother Nature knows what season we are in, with the leaves changing colours and falling, and my garden showing signs it is getting ready for the dormant phase of the year. Pumpkins and Mums adorn the porch to welcome the season. And speaking of Welcoming.....

The word is out about our amazing Guild! Since our last meeting and newsletter, I have had the pleasure of registering 13 NEW members. Please help me to welcome:

France Barrette; Lynda Eunson; Karen Kelly-Miller; Susan K; Ellen Lauersen; Karen Luo; Trudy MacDonald; Mary Anne Nardecchia; Toni Peter; Karen P.; Catherine Robertson; Chrystle Stucky and Ingrid S. Several were referred by current members as part of our Refer a Friend initiative. Keep up the good work as this initiative will be in effect for the entire year.

Our Fireside Chat for new members will take place on October 29, 2024, at 7 pm, so make sure to SAVE THE DATE. This is a wonderful opportunity for us to get to know you better and for you to connect with others who are also new to the Guild. Stay tuned for an email outlining how to attend, and our suggestions as to how to best participate. Soon we will begin finalizing the Membership Directory and I plan on emailing it out to everyone by late October. Please take the time to verify your personal information and notify me of any required changes in your listing by sending an email to: membership@royalcityquiltersguild.ca

Till the next time we “chat”, Sharon Bourque
Membership Registrar
2024/25



Newsletter

My name is Ruthie Snell, and I am the newsletter editor for the 2024/2025 guild year.

If you have something you would like to have included in the newsletter, please e-mail it to me, at newsletter@royalcityquiltersguild.ca. I would love to hear from you.

You can also submit something to the newsletter on the Get Involved Tag on the [Royal City Quilters' Guild Web-page](#).

New York Beauty Quiltalong

Join Becky F, and your friends from the guild, for a New York Beauty quiltalong (see photo below for an example). We will meet, via Zoom, at 10 a.m. during our virtual sew days on the second Saturday of the month beginning October 12.

This project is flexible! You can work with 10 free New York Beauty blocks available online, design your own blocks, or choose blocks from another source. You can make any project you'd like: a set of placemats, a table runner, a throw, or a king size quilt. The New York Beauty quilt is traditionally made using foundation paper-piecing but Becky will share resources for paperless (or freezer-paper) paper piecing, hand piecing, and machine embroidery.

If you would like to work from an NYB pattern or NYB-similar pattern, you can do so. There are many available. EQ8 users can choose from the extensive collection of New York Beauty blocks in the Block Library to design their own project, and Becky will host a special EQ8 tutorial session for EQ8 owners (or the EQ-curious) to learn more about how this software can help you plan and make your quilt.

To sign up for the project, please send an email to NYBqal+subscribe@rcqg.groups.io

Visit the FAQ page on the guild website: <https://royalcityquiltersguild.ca/activities/nyb-qal/>



This file is licensed under the [Creative Commons](https://creativecommons.org/licenses/by-sa/4.0/legalcode.en) license.

<https://creativecommons.org/licenses/by-sa/4.0/legalcode.en>

Source: San Jose Museum of Quilts & Textiles.JPG, link:

https://commons.wikimedia.org/wiki/File:San_Jose_Museum_of_Quilts_%26_Textiles.JPG

Stashbusters

Stashbusters – October 2 and November 6, 2024.

Cheryl Christoffersen will be leading us through “Squiggle”, a free pattern, from Carol Thelan. This is an easy quilt which goes together very quickly, especially if you already have half-square triangle units made. It is scrap-, fat-quarter-, and yardage-friendly.

Although the pattern instructions include two different block sizes, (4 x 8 inches, and 6 x 12 inches), any block size can be made, providing the width of the block is half the length of the block, for example: 2 x 4 inches, 2.5 x 5 inches, 3 x 6 inches, 5 x 10 inches etc.

The background fabric also forms the “squiggle” so this may be considered when choosing fabrics. If you have half-square triangles left over from another project, you may use those and just cut your square pieces the same size as your half-square triangle pieces.

To make a 66 inch x 84 inch finished quilt, using the 6 inch x 12 inch finished block, the fabric requirements are as follows:

- 20 Background fat quarters (or equivalent) and
- 20 Accent fat quarters (or equivalent)

This is the link to Carol’s “Squiggle” video and free pattern:

https://www.youtube.com/watch?v=ld9qeyoeTeE&t=4s&ab_channel=CarolThelen

Stashbusters meets the first Wednesday of every month, via Zoom, from 9:30 a.m. – 3:30 p.m. Participants are free to come and go as they please. Participation in the group is free and we welcome new participants at any time. There is no charge to participate. Please contact stashbusters@royalcityquiltersguild.ca to be added to the mailing list or learn more about this group. Hope to see you on October 2, 2024!



Community Outreach


Our donation efforts are progressing well. Since the summer we have received several finished quilts and quilt flimsies, some quilt kits taken home to be quilted, and quilt top kits picked up to be made and batting to complete quilts. These have been for all three of the areas we have been supporting; Home for Good, Quilts of Valour and the hospital quilts. We are expecting some new batting and some new, wide fabric for backings. If you are looking for something to work on, please contact Monica Ferguson for Quilts of Valour items, Ann Jeffrey or Becky Fiedler for items pertaining to the Home for Good program or the hospital quilts.

Thank you, Lions Club of Guelph

Thank you, Lions Club of Guelph!!

We were pleased to welcome two members of the Lions Club of Guelph to our September Mingle. Michele Kurtz, a past-president of the Lions Club, presented a cheque for \$900 to RCQG President Cindy Kinnon. Michele was joined by Lions Club Treasurer, Garry Ransom. This donation is an extension of the collaboration between the Lions Club and RCQG that started in April 2023. In addition, an anonymous RCQG member donated \$250 to the Home for Good project through the online store.

Taken together, these donations will allow us to continue providing backing and batting for quilt tops that members make for the 40 apartments in the two transitional housing units – scheduled to open within the year.



Thank you to the Lions Club, our anonymous donor, and all member volunteers who make quilt tops and provide longarm quilting services to our outreach projects.

Featherweight Class

Join us for an immersive and hands-on Featherweight sewing machine maintenance class, where you'll learn essential techniques to keep your beloved machine running smoothly for years to come. Whether you're a seasoned Featherweight owner or new to these iconic machines, this class offers valuable insights and practical skills to ensure your sewing experience remains seamless.

Please note that this session is for working on the Singer 221 Featherweight, not 222.

What You'll Learn:

- **Comprehensive Maintenance Techniques:** Dive into the intricacies of Featherweight sewing machine maintenance with step-by-step guidance. From removing covers and plates, to accessing inner parts, to cleaning, oiling, and lubricating mechanisms, you'll gain a deep understanding of how to care for every component of your machine.
- **Detailed Component Cleaning:** Learn the importance of thorough cleaning as we guide you through cleaning processes for specific components such as stitch plate bumper springs, bobbin cases, hooks, and plates. Discover techniques to ensure your machine operates at its optimal efficiency.

- Precision Adjustments: Delve into advanced maintenance tasks including upper tension disassembly, spring tension and stroke setting checks, and needle bar timing and setting. Mastering these adjustments ensures your Featherweight performs with precision and accuracy.
- Hands-On Practice: Put your newly acquired skills to the test with guided practice sessions. Learn how to set and balance upper and lower tensions for flawless stitching results.

What You'll Receive:

- A comprehensive 15-page maintenance guide booklet with detailed diagrams and instructions to keep as a reference.
- Expert guidance from experienced instructors passionate about preserving the legacy of Featherweight sewing machines.
- Hands-on practice and individualized attention to ensure you feel confident in maintaining your machine.

Who Should Attend:

This class is suitable for Featherweight sewing machine owners of all skill levels, from beginners to experienced users. Whether you're looking to enhance your maintenance skills or simply want to ensure your machine receives the care it deserves, this class is for you.

Date, Time, and Location and Cost:

Tuesday, October 22st, 10:00 a.m. to 3:30 p.m.

OR

Thursday October 24th 10:00 a.m. to 3:30 p.m.

Cost: \$135 plus HST for a total of \$152.55. E-transfers can be sent to buythebolt@rogers.com.

Coffee, tea and, light refreshments will be provided. Please pack a lunch; alternatively Tim Horton's and Starberry Café are nearby.

Don't Miss Out!

Buy the Bolt, 450 Woodlawn Rd W Unit 15, Guelph

Email to reserve your spot: buythebolt@rogers.co

Jeff and Heather Fisher

<https://www.buythebolt.ca/>



Authorized Ontario Dealer of
and Certified Service Techs for



519-241-6051

www.buythebolt.ca



Guelph Sews for Quilts of Valour

Save the Dates

- Oct 21, 2024: 10:00 to 4:00
- Feb 7, 2025: 10:00 to 4:00
- April 7, 2025: 10:00 to 4:00

Royal Canadian Legion
57 Watson Pkwy, S in Guelph

Visit royalcityquiltersguild.ca to learn more or email rcqg.qov@gmail.com

QOV CANADA QOV CANADA

ONTARIO CANADIAN REALTOR

QUILT TOP CONTEST 2024



REAL DREAMS, REAL PEOPLE
Real Estate



JACKIE DURNFORD
REAL ESTATE AGENT
CENTURY 21 ASPIRE REALTY
613-401-9852

- ✓ Make a Quilt of Valour Top (flimsy) as per the instructions found at: <https://www.quiltsofvalour.ca/what-we-do>
- ✓ Donate your Quilt of Valour top during the contest period (20 June - 11 Nov 2024) to an Ontario QOVC Regional Rep
- ✓ Email a PHOTO of your quilt top with your NAME, ADDRESS and PHONE NUMBER to contest@quiltsofvalour.ca

For EACH Quilt Top + Email entry submitted You will be entered in the draw.

GRAND PRIZE:
b37 MSRP \$1299 with Deluxe Quilting Package (Additional \$345 value)



Thank you, Guelph Legion!

Thank you to the Guelph Legion for their support of our Guild's community outreach efforts. Last year, they opened their doors to us for our Quilts of Valour Sew Days. This year, they have extended their generosity and are offering their facilities, at no charge, for our in-person Mingles as well as our QOV efforts! They are making their space available to us in recognition of our work for the community. How do quilters say, "Thank you?" With a quilt, of course!

Some of our longer-term Stashbusters participants will recognize this quilt as the Flower Glass pattern from Missouri Star Quilt Company. Sue Birkholz (left) pieced the top and Kathleen Knight (right) quilted it. The Legion will be raffling this quilt as part of their Remembrance Day activities next month.

We will share the raffle information with Guild members once we have it. Please watch our Facebook page and next month's newsletter for details!



(In-person) Mingles

The Royal City Quilters Guild celebrated National Sew-a-Jelly-Roll Day by working on French Braids for our community outreach programs. Becky F and Catherine J were on hand to show us how to make the braids using 2.5" strips. The two of them, along with Sue B, stayed busy using the Accuquilt Go cutter to make strips and rectangles for those of us who were sewing.



Please keep your eye open for pictures of the completed quilts in an upcoming newsletter. If you'd like to make one or more braids for the project, follow Zach's tutorial at <https://www.youtube.com/watch?v=BilvlyNbAg> and trim your braid to 76" long. Turn in completed braids at any upcoming in-person event.




The ladies managing the library had a great selection of books for sale this month. A big thank you to Carol R. and MaryAnne G. for organizing and managing the sale.

After lunch, we had Show and Share where inspiration and admiration abound!!! Ask Cheryl W to see her art quilt on her cell phone case! We marvelled at Michele's queen-sized Miss Marple Mystery quilt top. We saw long-term UFOs that were finished, and so much more.

Our next Mingle will be on Monday, October 21 from 10 a.m. to 4 p.m. at the Royal Canadian Legion, located at 57 Watson Parkway South in Guelph. At this Mingle, our focus will be on the Quilts of Valour program. Becky promises to make more strips and rectangles available to work on our braids. You are always welcome to pick up and drop off quilts, tops, and kits for any of our community outreach initiatives.

And in case you're curious, yes we did have chocolate and vanilla jelly rolls for our coffee breaks.





Another French Braid Idea from Krista Moser

Mingle attendees also had fun making French Braids for a community outreach quilt. They're fast, fun and easy to do! Krista Moser posted a free tutorial for a Woven Braid Table Runner to her blog last month. It uses the 60 Degree Diamond Ruler Krista designed for Creative Grids that many RCQG members purchased for Krista's workshop in April 2023. Pull out your ruler and some 2.5" strips and enjoy making this quick and easy project. The tutorial is here: <https://www.kristamoser.com/post/woven-braid-table-runner>

Photo credit: Woven Braid Table Runner from Krista Moser's blog



International Quilting Day

6th annual virtual celebration of

International Quilting Day



Katie Pasquini Masopust
2024 Inductee
Quilters' Hall of Fame

Caryl Bryer Fallert-Gentry
Internationally recognized; One
of 30 most influential quiltmakers

Free for guild members; \$25 for non-member guests
Info at royalcityquiltersguild.ca/iqd2025/

March 15, 2025

International Quilting Day 2025 Featured Speakers

The International Quilting Day Planning Committee is pleased to announce two featured speakers for this year's IQD celebration on March 15 2025!

Caryl Bryer Fallert-Gentry is internationally known for her award-winning fine-art quilts, which are easily recognized by their luminous colors and illusions of light, depth, and motion. Her work has appeared in hundreds of exhibitions and publications throughout the world, and can be found in museums, corporate, public, and private collections in almost every state and eight foreign countries. Honors include: 100 Best Quilts of the Twentieth Century (2000), 30 Most Influential Quiltmakers in the World (2002), Bernina Leadership Award (2003), International Quilt Festival Silver Star (lifetime achievement) Award (2006), All American Quilter (2004) and Best of Show in 16 national and international exhibitions. For thirty years, Caryl shared what she learned with students in her workshops, taking her to eleven countries on five continents. She continues to share her knowledge through her exhibitions, lectures, and free website tutorials (www.bryerpatch.com).

Katie Pasquini Masopust has produced high quality contemporary art quilts that have been coveted and collected by a broad range of admirers for over 40 years. From her early beginnings as a painter dabbling in traditional quilt making, her work has evolved from structured Mandalas and mind-blowing dimensional pieces to very painterly landscapes executed with the finest fabrics and most creative stitching techniques.

Katie's easy, energetic manner has made her a very popular teacher and lecturer. When not in residence at her studio in California she travels the world presenting her contemporary quilting theories and techniques to classes – not only in North America, but in Europe, the Far East, Australia and New Zealand. Awards and accolades have been numerous, culminating with her 2005 induction into a very select group of art quilt professionals who have earned the *Silver Star Award* presented by Houston Quilt Festival.

Reserve your spot now. Registration is open and free for members of our Guild and the other sponsoring guilds. Visitors may join the festivities for \$25.

Members of the sponsoring guilds and paying guests are welcome to submit up to two quilts to the Virtual Quilt Show. Virtual Quilt Show submission will open next month. Please start planning your submission now and be prepared to provide the following information about your quilt(s):

1. Quilt name
2. Pattern designer
3. Quilter, if other than yourself
4. An artist's statement or brief history of the quilt (limit of 50 words)
5. Up to five photos for each quilt. We recommend an overall view of the quilt along with several close-ups of interesting details.

Some of the other events you can look forward to this year include:

1. A vendor showcase;
2. Sessions from a variety of presenters; and
3. Door prizes!

Visit <https://royalcityquiltersguild.ca/activities/iqd2025/> for more information about IQD and to register for the big day!

See you at the celebration!

IQD 2024 – Organizing Committee

Retreat



Only 4 spots left!!

Sewing Retreat

5 days of uninterrupted sewing
Free from distractions
At a tranquil location 35 minutes away
Meals prepared and served for you
Sewing & socializing to your heart's content

RCQG Retreat November 25-29
Hidden Acres Retreat Centre
1921 Line 37, New Hamburg, ON

Visit our online store to sign up. Only \$450 for 13 meals & 4 nights shared lodging. No single occupancy rooms remain.

See FAQ page on guild website for more info

Click on the image to learn more

Show and Share Presentations

The link to our most recent display of member talents for September can be found by clicking on the image:



Quilt Whispering

In our September meeting, we introduced a new segment of our monthly meetings, to follow Show and Share: “Quilt Whispering”.

Do you “stand and stare” at your finished quilt top, trying to come up with a quilting plan? Quilt Whispering is a collaboration where we all practice working on quilting plans. Designing a quilting plan is a specific skill you can practice!

Here are some tips on practicing developing a quilting plan ... begin with questions:

- What is the story of your quilt?
- Who is it for?
- Is the quilt for a special occasion?
- What style of quilt / quilting are you aiming for?
- What do they like most about the quilt? This might inform the decision on a shape to incorporate / echo or thread colour.
- How will the quilting be executed? Hand quilted, on a domestic, sit-down or longarm?
- What style of quilting might best fit this quilt?
 - Traditional with border and sashing designs
 - Modern
 - Edge to edge – overall quilting design repeated across and down the quilt
 - Custom designs
- What density or scale of quilting are you wanting?
- Are you hoping to stick to your existing quilting skills or stretch to a new method?
- What is your budget? Your time spent quilting this is valuable, or if you are sending the quilt to a longarmer, an edge to edge or simple lines will be easier on the budget than intricate, complex quilting. Don't worry, we don't want any actual numbers, just a sense of whether you can see spending days or weeks or months quilting this quilt.
-

Both batting and thread choices have huge impacts on the finish – and there are lots of options for both!

Knowing the story of your quilt, we will brainstorm ideas on what might work for your quilt. Everyone is welcome to make suggestions. Quilting plans are very personal, and there is no one design for any quilt. Many different quilting designs can look fantastic on any quilt.

Photos of your quilt tops for Quilt Whispering should be sent in by 7:00 p.m. Sunday evening prior to our regular monthly meeting. You can send via the "Get Involved" page of the Guild website or send via email to quiltwhisperer@royalcityquiltersguild.ca

We'd love to see your latest projects!

Advertising

Remember to visit your local quilt stores and service providers! We would like to thank all our advertisers for their continued support of our guild, and we need to ensure that we also support them. Clicking on an advertisement will take you to that company's website, so that you can further explore their offerings. If you would like to advertise your business within our newsletter, please contact advertising@royalcityquiltersguild.ca

<https://www.mrcslongarmquilting.ca/>



*Mr. C's
Longarm Quilting*

Guelph, Ont
519.993.2084
info@mrcslongarmquilting.ca

Timely longarm quilting services
for those who want their
'labour of love' beautifully finished.

By appointment only

the Quilt Rack

Fabrics Machine Quilting Classes Quilt Finishing

Lucy Rowntree

905-304-0180
www.thequiltrack.ca
thequiltrack@sympatico.ca

356 Wilson St. E. #4
Ancaster, ON.
L9G 2C2

Quilting by Design

Claudia Schumm
337 Waterloo St. New Hamburg, ON, N3A 1S6
519-390-1155
info@quiltingbydesign.ca
quiltingbydesign.ca

QuiltingByDesignJS @quiltingby.design

COUNTRY CONCESSIONS Quilt Shop

Helping you build your stash for over 20 years!

35 King St. N. Cookstown (Just north of Hot Stacks)

We can't wait to see you!

705-458-4546 | countryconcessions.com

carolinequilts
Quilting Fabrics and Supplies
Cambridge, Ontario

carolinequilts.blogspot.com

Caroline Berch
carolinequilts@rogers.com
519-219-2969

TRIANGLE Sewing Centre

SALES & SERVICE

386 WOOLWICH STREET, GUELPH, ONTARIO N1H 8L2
519-822-9910
FAX 519-822-3145 **Nancy Caravaggio**

THE QUILT PLACE

HEATHER STOCK
519-625-8435
heather@thequiltplace.ca
www.thequiltplace.ca

**Fabric, Quilting Supplies,
Ready & Custom Made Quilts**

3991 Perth Rd. 107, Box 223, Shakespeare, ON N0B 2P0

longarm quilting services

Linda McLaren

the quilting biker

mclaren.linda@gmail.com
519.358.6579
quiltingbiker.blogspot.ca

WWW.PROSEWINGMACHINEDOCTOR.COM

WE SELL:

New & Used Domestic & Industrial
Sewing Machines
Husqvarna, Juki & Reliable

***CERTIFIED DEALER & SERVICE
FOR
JUKI & HUSQVARNA***



WE SERVICE:

All Makes of Domestic & Industrial

WE SHARPEN:

Scissors, Knives & More

Email: stef@sewdoc.ca

Regional Guilds – Upcoming Events

Quilt Canada will be held June 18-21, 2025 at Mississauga's International Centre. Keep up with the latest Quilt Canada news at <https://canadianquilter.com/quilt-canada-2025/>

Important updates include:

- Call for Entry for the National Juried Show opens September 1
- CQA is accepting applications for Teachers and Lecturers at Quilt Canada. Applications close September 15.
- TrendTex Challenge guidelines are posted. Fabric kits will be available to CQA members on September 16 and to non-members on October 14.
- Find the details about the JN Harper Youth Challenge.



Quilts: Made in Canada – at the ROM through November 17 (Level 3, Third Floor Centre Block)



“From the permanent collections at ROM comes a new exhibition highlighting some of the most visually intoxicating examples of artistry, community, and sustainability made in Canada: quilts.

Quilts are repositories of past and present lives. Exquisitely patterned and meticulously stitched, they hold the interwoven legacies of home and family. The exhibition features rarely displayed Canadian-

made quilts dating from the 1850s to the present day, and showcases a range of designs from utility quilts constructed from recycled materials for warmth and comfort to stunning examples created to mark life changing events. Made by individuals and communities, each quilt unlocks unique stories about makers, materials, composition, construction, and the shared histories of those who made it.

The timeless beauty of colour paired with each quilt's clever and complex composition will fascinate, captivate, and inspire, whether you're a novice or experienced quilter, interested in making sustainable design solutions, or keen to learn more about historic and contemporary culture of everyday life in Canada. Quilts: Made in Canada is free with general admission.”

ROM website: <https://www.rom.on.ca/en>

Hanging By A Thread

5th Bi-annual Show by
Oakville Fibre Artists
September 21 to October 16, 2024

Meet the Artists Saturday September 21, 2-4pm



An exhibition of over 100 fibre art pieces by
30 artists in diverse mediums

Queen Elizabeth Park Community and Cultural Centre
2302 Bridge Road, Oakville, ON

Monday-Friday 12-7 p.m. Saturday & Sunday 12-5 p.m

Free Admission and Parking

WEFTfest Call for Entries Now Open!

WEFTFest (Woolwich Expressions in Fibre Traditions) will be held May 15-19, 2025 at the St. George Banquet Hall.

This festival will feature Canada's most important heritage art piece: *Quilt of Belonging*. A richly hued portrait of the human family, *Quilt of Belonging* is a 120 foot (36 metres) long collaborative textile art project. Its 263 blocks portray the rich cultural legacies of all the First Peoples in Canada and every nation of the world at the dawn of the new Millennium.

Apply now to be a vendor, designer, artist, quilter and/or teacher for this unique chance to sell your product in the same room as the Quilt of Belonging. Visit <https://weftfest.ca/> to learn more.



2024 Grand National DELIGHTS

A touring exhibition of 37 fibre art pieces each exploring a delightful image or activity.



<https://www.grandnationalfibreartexhibition.com/delights-2024>

This exhibit will be at the Woodstock Art Gallery from October 12, 2024, until January 25, 2025. The Gallery address is 449 Dundas St. Woodstock.

Sudbury and District Quilting and Stitchery Guild Presents:



QUILTS ON THE ROCKS

QUILTING & STITCHERY SHOW



19-20
OCT
2024



10am -
4pm



DAYS INN
HOTEL
50 BRADY ST.
SUDBURY

QUILTING & STITCHERY DISPLAYS

MERCHANT MALL

QUILT APPRAISALS BY JUDY LYONS

COMMUNITY QUILTS PROGRAM DISPLAY

BOUTIQUE

SILENT AUCTION

AWARDS



\$10 ADMISSION

SEE OUR WEBSITE: WWW.SDQSG.COM

CONTACT US: SDQSG@GMAIL.COM

KATHRYN: 705-822-1113