



Executive Update

May is an exciting month in Royal City Quilters' Guild.

It seems we say that every month but it's especially true in May.

At our May meeting, the Program and Workshop Committees share plans for the coming year.


Also, the early bird drive kicks off for Membership renewal. Be sure to read about the new Membership initiative elsewhere in the newsletter. Renew early so you don't miss out! Invite a friend to join us, too.



Quilt show season is here! Have you visited a show yet? Don't miss the quilt show ads later in this newsletter. For more options, visit the *Canadian Quilter* website's Quilter's Calendar for a listing of quilt shows across Canada: <https://canadianquilter.com/events/>. Check your calendar and invite some friends to join you for a short road trip. Better yet, check the Guild directory and invite a new member or someone else you'd like to get to know better. For more quilting fun, consider adding a stop at a quilt shop or two.

A big "Thank you" to those who have stepped forward to fill some of the volunteer positions in the Guild. We are still actively looking for a *Vice-President* and, of course, our committees always welcome fresh ideas to try and extra hands to help!

Enjoy the rest of the newsletter!



Volunteer Opportunities at RCQG – Contribute to something you care about.

Please consider joining the leadership team of our Guild. We are seeking a **Vice President** who will assist the President and Committee Chairs with the oversight of Guild activities. This is a great role to learn more about Guild operations and to help develop the vision, strategy, and goals for our Guild’s future.



If you are interested, please reach out to Helen K. at: membership [at] royalcityquiltersGuild.ca **OR** by clicking on this [link](#) to access our ‘Get Involved’ website page ... scroll down and click on Contact Nominations Chair.

- Cindy K.

(Virtual) Guest Speaker:

Sandy Lindal: Trunk Show



Sandy Lindal claims to have been born with a ‘needle in my hand’. With a lifelong interest in all things involving needles and threads, she eventually discovered her passion when she began quilting. She says, “I love all things quilty: teaching, designing and longarm quilting.” Her company is called Scrappy Gal Quilt Co. (click [here](#) to reach her website).

Sandy’s trunk show, called “Confessions of a Scrapaholic”, will take us through her light-hearted journey of quilting with friends and features approximately 45 quilts. During the Covid pandemic, she collaborated with Valerie Prideaux (last month’s speaker) to create and organize ‘Quilt Talk’. Together they delivered a diverse selection of leaders and innovators in the quilting community via Zoom.

- Dawn H.



Newsletter Submissions for June are due by
MAY 25th.

Please send your contributions to:
rcqg.newsletter [at] gmail.com

June’s issue will be the final newsletter for the
2023-24 Guild year!

Mr. C's
Longarm Quilting

Guelph, Ont
519.993.2084
info@mrcslongarmquilting.ca

Timely longarm quilting services
for those who want their
'labour of love' beautifully finished.

By appointment only

longarm quilting services

Linda McLaren

mclaren.linda@gmail.com
519.358.6579
quiltingbiker.blogspot.ca

the quilting biker

Show and Share Presentations

The link to our most recent display of member talents for April can be found by clicking on the link:

[April Show and Share](#)

WWW.PROSEWINGMACHINEDOCTOR.COM

WE SELL:

New & Used Domestic & Industrial
Sewing Machines
Husqvarna, Juki & Reliable

***CERTIFIED DEALER & SERVICE
FOR
JUKI & HUSQVARNA***



WE SERVICE:

All Makes of Domestic & Industrial

WE SHARPEN:

Scissors, Knives & More

Email: stef@sewdoc.ca



IMAGINE

5 days of uninterrupted sewing
Free from distractions
At a tranquil location 35 minutes away
Meals prepared and served for you
Sewing & socializing to your heart's content

RCQG Retreat November 25-29
Hidden Acres Retreat Centre
1921 Line 37, New Hamburg, ON

Visit our online store to reserve your spot.
Only \$450 for 13 meals & 4 nights lodging.
Limited single rooms available at \$517.
Pay a deposit now and pay balance by Sept 1.
Space is limited on a first reserved basis

(In-person) Mingles



Ann S. showing us one of two quilts that she made.

Over two dozen quilters armed with machines, fabrics and enthusiasm arrived bright and early on a Saturday morning to create, cut, and connect. Ideas were shared, quilts were shown, and laughter was heard everywhere.

Our guest presenter this month, Sharon Neve Gray of Guelph, demonstrated how to make a project bag. Almost everyone took this opportunity to create their own bag, while Sharon graciously offered her expertise assistance to anyone requiring for it.

We were fortunate to have a second special guest (albeit a furry one), named Wallace, who stopped by to observe his first Mingle. Although he isn't much of a quilter, he was welcomed by all.



As usual, the quilt rack helped assist many quilts to show off their best side for photos.



Cindy K. is ready for spring with her beautiful tulip table runner created during Brita Nelson's 'Crums to Quilts' workshop.

Our next Mingle will be May 25th, 2024.

We will be enjoying a trunk show offered by our fellow member, Sharon Diotte.

Please make sure to come out to share your love of quilting and enjoy the camaraderie of fellow quilters in person.


We love seeing you all!

- April T-S

5 Ways to Spring Clean Your Sewing Room

(Read the full article at - [Blossom Heart Quilts](#)):

1. Refresh your fabric stash. Clear out the fabric cobwebs by going Kon Mari on your stash! ...
2. Empty the scrap bin. ...
3. Tidy up the WIP piles. ...
4. Sort out the notions (aka 'junk') drawers. ...
5. Dust and vacuum your sewing room.



Membership

Please welcome Lisa Babuick, our newest Guild member.

Fireside Chat

Lisa and 7 other new members attended the Fireside Chat for New Members or submitted photos if they could not attend the Chat on April 23rd. Becky F, Cindy K, April TS, Sharon B, and I shared information about the Guild and our quilting interests. It was a pleasure to meet one another and enjoy photos of our quilts, wall hangings, and art pieces.

Early Bird Membership Drive

The RCQG membership fee will remain at \$45.00 for 2024-2025 Guild year. At the membership meeting in May, the Guild will launch the Early Bird Membership drive.

- On May 15th, every member will receive a membership renewal invoice via email.
- Renewals received by midnight June 10th (Pacific Time) will be entered in the Early Bird draw to win 1 of 2 free memberships.
- At the June 11th meeting, the names of 2 lucky winners will be announced.



But wait, there's more....

The Guild executive has approved a new recruitment initiative for the entire year!

- When a brand-new member joins the Guild and provides the name of the member that told them about the RCQG on the membership registration form, the recruiting member will be awarded a \$5.00 refund.

Contact us with any inquiries at:
membership [at] royalcityquiltersguild.ca

REMINDER: Advantages to Early Bird Membership Renewal

- Automatically entered into drawing for 2 free memberships
- Sign out Guild quilt kits for summer sewing
- Check out up to eight library books over the summer

Watch your mailbox for your renewal opportunity!

- Helen K.

Library

Important: At the May Mingle, the last one for the year, you will be able to borrow up to 8 books for the summer, provided you have renewed your membership for next year.

- MaryAnne G.

Workshops

The final workshop of this current Guild year is on Saturday May 4. *Brita Nelson* will again present to an enthusiastic group. After many requests from members she will be having us work on her *Disappearing Block Sampler Quilt*. There are a few spots still available. We hope that members and friends have enjoyed our workshops this year and look forward to an exciting 2024-2025 year.

- Ann J.

Ask Aly About: Spring Cleaning Your Sewing Machine



- The first thing you should do with your machine is clear all the dust and fluff in and around the bobbin case.
- Remove the needle (a good time to get a new one) and, using a Q Tip, a small vacuum cleaner, or a clean brush, clear out the fluff that you see.
- Make sure to clear it from between and around the feed dogs.
- Feel free to drop the Q Tip or brush into the open areas around the bobbin case. It's amazing what you can pull up from underneath the machine this way.
- Turn the hand wheel a bit at a time so you are able to access different areas.
- Ensure the bobbin case is clean. Use a piece of thread a small pin or thin floss to clear the area under the silver piece on the bobbin case- the tension spring. Small bits of fluff can gather in there.



Important:

Please do not use canned air on your machine. The propellant can actually add moisture to your machine and moisture is not your friend. It can cause rusting over time.

If your machine requires oil, it's time to add it where the manufacturer advises. Generally, this is going to be on the race of the bobbin cover (the pointy part).

I hope these basic tips help you enjoy a long life with your sewing machine. Remember, it's a machine and not an appliance. As such, it requires more care to keep it, and you, healthy and happy.

- Alyson A.

Summer Mystery Quilt Along



Margaret Rutherford as
"Miss Marple"

Are you a mystery lover?

Join the "Miss Marple" Summer Mystery Quilt Along. The "Miss Marple" pattern has been designed by Pat Speth and uses lots of five-inch squares. It's a great way to use fabrics from your stash, including fat quarters, charm packs or layer cakes. You also have three finished sizes to choose from: lap, full or queen.

It is rated as an 'easy' project – perfect for those brief moments spent indoors, this summer!

Materials	Lap (56" x 56")	Full (76" x 96")	Queen (96" x 96")
5" squares in assorted mediums and darks	47 pairs and 32 singles (11 fat quarters)	111 pairs and 71 singles (25 fat quarters)	139 pairs and 92 singles (31 fat quarters)
Background fabric	1-1/2 yards	3-1/8 yards	3-3/4 yards
Binding	2/3 yard	7/8 yard	1 yard
Backing	3-5/8 yards	5-3/4 yards	8-5/8 yards
Batting	60" x 60"	80" x 100"	100" x 100"

Yardage is based on 42" wide fabric. A pair is defined as two squares that are the same fabric. Choice of background fabric should be a high contrast to your darks and mediums. If you prefer a more rectangular quilt extra rows or borders can easily be added.

The Summer Mystery Quilt will run for seven weeks beginning July 1st. Instructions will be emailed to you each Monday. If interested, contact the project leader: kimwaynehollingshead [at] gmail.com

Note: Should you wish to donate your completed lap size quilt, the Guild has fabric available to members who have renewed their membership for the 2024-25 Guild year. To request a kit, please complete the RCQG Summer Mystery Quilt 2024 form (click [here](#)) by May 15th. Your kit will be ready for pick up at the May Mingle or you may contact Kim to make other arrangements.

Let's have fun solving this summer mystery together. – Kim H.





Buy the Bolt


Longarm Quilting Sales & Service

Authorized Ontario Dealer of INNOVA

Jeff & Heather Fisher
Sales & Service

450 Woodlawn Rd. W.
Unit 15
Guelph, Ontario
N1K 1A6
519-241-6051
buythebolt@rogers.com

www.buythebolt.ca



www.buythebolt.ca

- Cotton fabric & Fireside
- Wide backs
- Thread
- Longarm parts & accessories
- Silly Moon Quilting Rulers



QUILT SHOP TOUR

May 2, 3 & 4, 2024

Thurs & Fri 9am-5pm; Sat 9am-4pm



More details: www.quiltshoptour.wixsite.com/hillsandvalleys



Helping you build your
stash for over 20 years!

35 King St, N. Cookstown
(Just north of Hot Stacks)

We can't wait to see you!

705-458-4546 | countryconcessions.com



Announcement:

Join us at **Buy the Bolt**, for an immersive and hands-on Featherweight sewing machine maintenance class, where you'll learn essential techniques to keep your beloved machine running smoothly for years to come. We will be working on **221 model Singer Featherweights** (not 222s).

What You'll Learn:

- * Comprehensive Maintenance Techniques
- * Detailed Component Cleaning
- * Precision Adjustments
- * Hands On Practice

Dates: Friday, May 24th - 10am to 3:30pm
Wednesday, May 29th - 10am to 3:30pm

Cost: \$125

To receive more information on this class, please contact us. Our phone number and email are in the ad (above).

The American Quilters' Association just wrapped up the PADUCAH 2024 show. The announcement of winners includes some of our past Program presenters. For more details: [click here](#).

AccuQuilt Best Wall Quilt Award

(Pictured below)

#1423 THE LAST CALL
Kestrel Michaud
Melbourne, Florida





The Community Fabric Project, presented by Art Not Shame, is a free ten-week series that kicked off February 26. Along with project collaborators Guelph Neighbourhood Support Coalition and the Guelph Civic Museum, participants work together to create a community quilt reflecting the experiences of Guelph's diverse communities.

The finished quilt will be included in an exhibition at the Guelph Civic Museum and will be housed in Art Not Shame's new community arts hub. The project is open to people of all ages. Registration is welcome, but not required. Participants may attend as many or as few sessions as they would like.

[You can register here.](#)

- **MAY 2, 6-8PM:** Guelph Civic Museum - 52 Norfolk St - QUILT ASSEMBLY!
- **MAY 8, 6-8PM:** Guelph Civic Museum - 52 Norfolk St - QUILT ASSEMBLY!

+++++



The Guelph Tool Library has launched a new program, Stitch Together: A Community Mending Project, which offers a safe and social environment to work on clothing repair alongside skilled volunteers. "As a society, we throw away vast amounts of stuff, even things with almost nothing wrong that could get more use from a simple repair," said Guelph Tool

Library communications and outreach coordinator Stephanie Clarke. "We felt it was a natural extension of our repair café program that we offer once every other month. A number of volunteers from that initiative were interested in starting something that was a little more frequent and a little more social, focused just on clothing repair."

Since 2016, [the Guelph Tool Library](#) provides sustainability-savvy individuals and groups with low-cost, space-saving access to a variety of equipment. The volunteer driven, [membership-based](#) rental library includes tools and resources for an array of do-it-yourself activities including gardening, construction and home renovations or repairs, and crafting.

+++++



Helen K. has shared a wonderful 'historic' link that you can listen to:

[The Mill Girls | CBC Radio Specials | Live Radio | CBC Listen](#) (click on the link at left).

In the 1940s, hundreds of young women from rural Newfoundland went to Hespeler, Ont., to work at Dominion Woolens and Worsteds, a huge textile mill. For the Mill Girls, it was the adventure of a lifetime, but their story is little known. Documentary maker Heather Barrett tells us more.

Members Share (cont'd)

Glenda B. brought the following makers to my attention, during our member call in February:



Hi, I'm Kate!

I live in the most beautiful place on earth! It is a little cottage amidst the rolling hills of Northumberland, in the North of England. Here I take care of my cats, garden, hens, goose, and bees and like to make all manner of things at my big kitchen table. I have a curiosity for learning how to make all the things we need every day quilts, cushions, clothes, books and so on. 'Get out of your head and into your hands' ...this is so true! Whatever is troubling you is usually resolved with some stitching, knitting, baking, making of any sort! I have a passion for learning the process of many different crafts. And I love to write too, observations of my life here at *The Last Homely House* and stories about my animals and my ordinary adventures. I frequently post videos to the [YouTube](#) channel – also called *The Last Homely House*, too! That's where it all began... I post on some Sunday evenings at 7pm my time (BST or GMT). Make sure you enable notifications, so you never miss a video! You are very welcome to join me there!



Hey there! I'm **Stacey Lee**: a Kiwi who's made homes in London, Sydney, New Jersey, and now Florida, with my amazing husband and three kids. I can't remember a time when I wasn't making something. At the age of nine, I made my Cabbage Patch doll shoes on my mum's sewing machine, and I haven't stopped working out how to make things ever since. I love sewing, quilting, crochet, Cricut, cake decorating, floristry, leather work, and party planning. My website link is [here](#). Stacey Lee Creative is my creative haven, where I joyfully share snippets of my life and the adventures of my crafting journey. Every Friday at 5pm ET, join me on [YouTube](#) for a new premiere video. Let's sew and quilt together as I bring you projects chosen by our fantastic community. Welcome to our creative home!

+++++

Royal Ontario Museum, Toronto ON Celebrates the Artistry of Quilts in Canada

This summer, the **Royal Ontario Museum (ROM)** will celebrate the artistry of quilt making with a new exhibition highlighting remarkable Canadian-made quilts. Showcasing significant quilts drawn from ROM's extensive collection, [Quilts: Made in Canada](#) opens on **June 29** and runs through to **November 14, 2024**. General Adult Admission: \$26



Quilts: Made in Canada will present over twenty exceptional examples of quilting from the 1850s through to the present. In pieces from across the country, the tradition of quilt making in Canada reveals a long-standing commitment to the reuse of materials, as well as the importance of community. Throughout the exhibition, visitors will encounter intricate designs and handmade details that capture everyday life in both historic and contemporary Canada, further illustrating the enduring relevance and power of the medium.

Regional Guilds – Upcoming Events

MAY:

The Woodstock Quilt Guild
 Celebrating **25th** Anniversary
 A Quarter-Century of Quilting
AMR Motor Centre
 Field House
 105 Connell Park Road • Woodstock, NB

Friday, May 3rd 10 am - 8 pm
 Saturday, May 4th 10 am - 3 pm

Admission \$5

- There will be light refreshments
- Over 100 Quilts on Display
- My First Quilt Display
- Wheelchair Accessible
- All on one level
- Multiple Vendors
- Raffle Quilt Draw May 4th @ 3 PM



2024 *Join Us*
NIAGARA MODERN QUILT EXPO
 Celebrating 10 years of modern quilts

MERIDIAN COMMUNITY CENTRE
 100 Meridian Way
 FONTHILL, ONTARIO

Over 250 Modern Quilts on Display
 Vendor Mall
 Silent Auction
 Pop-up Shop
 Quilt Raffle

Admission \$10

Friday May 3 10 - 7
 Saturday May 4 10 - 4

CONTACT INFO:
 www.nmqexpo.com
 nmqexpo@gmail.com

presented by the Niagara Modern Quilt Guild



Quilt Show

May 3rd and 4th, 2024
 Friday 10am to 5pm
 Saturday 10am to 4pm
 Bobcaygeon Curling Club
 49 Mansfield Street

entry \$8

New and Heritage Quilts
 Quilt Raffle • Merchant Mall
 Members Boutique • Refreshments



Rouge Valley Quilters' Guild
 "Quilts from the Valley" - May 3 & 4, 2024

Quilt Show
 May 3 & 4, 2024
 Friday - 10 am - 7 pm
 Saturday - 10 am - 5 pm
 Forest Brook Community Church
 Ajax, Ontario L1T 4N2

- Guild Members' Quilt Exhibition
- Members' Challenge Display
- Merchant's Mall
- Guild Cafe and Guild Boutique
- Raffle Quilts - 3 quilt prizes to be won
 Draw: Saturday, May 4, 2024 at 4 pm
- Silent Auction and Treasure Room
- Quilting Demos and much more...

Proceeds of the 2024 Quilt Raffle to support
 RVQC Community Service Projects
 City of Toronto Lottery Licence M824082



Beautiful Quilts
 Vendors Mall
 Boutique Shopping
 Featured Quilter: Judy Graham
 Delicious Café
 Accessible Parking
 & So Much More!

\$10 Admission

Still
STITCHING TOGETHER
 QUILT SHOW 2024

Scugog Community Centre
 155 Reach St
 Port Perry, Ontario

	Friday May 10	Saturday May 11
	10-6	10-5



Hamilton Quilters' Guild presents:

Quilts IN BLOOM 2024

QUILT SHOW DATES
 Fri May 31st, 2024
 10am to 6pm
 Sat June 1st, 2024
 10 am to 4pm

Ancaster Fairgrounds
 630 Trinity Road South
 Jerseyville, ON L0R1R0
 Buses Welcome
 Accessible
 Free Parking

Admission \$10
 (Cash Only)

Quilt Display
 Viewer's Choice
 Quilt Challenge
 Member's Boutique
 Merchant Mall
 Tea Room
 Demonstrations

www.hamiltonquiltguild.ca



Regional Guilds – Upcoming Events (cont'd)

MAY/JUNE:

D.O.T.S.
(Dunnville's Own Tiny Stitchers)

Garden of Quilts

Friday May 31, 2024 10am-6pm
Saturday June 1, 2024 10am-5pm

No. 6 RCAF Museum, 536 Port Maitland Rd., Dunnville
Admission - \$10.00 Children under 10 free

*Food Trucks *Vendors *Boutique *Silent Auction
*Special Guest – Vanessa Genier of Quilts for Survivors
Contact Debra Rolfe at 289-214-4166 for more information or raffle tickets.



Note: The museum will be open for tours during the quilt show

Quilts

on the Grand 2024

Fri., June 7th • 10am to 7pm
Sat., June 8th • 10am to 4pm

Centre Wellington Community Sportsplex
550 Belsyde Ave E., Fergus, ON



Display of Quilts
Quilt Challenge
Contest
Vendors
Lunch/Tea

FREE Parking
Wheelchair Accessible
Admission \$10

www.grandquiltguild.ca


SEPT

Save the Date

Hanging By A Thread

5th Bi-annual Show by
Oakville Fibre Artists

September 21 to October 16, 2024



An exhibition of over 100 fibre art pieces by
25 artists in diverse mediums


Queen Elizabeth Park Community and Cultural Centre
2302 Bridge Road, Oakville, ON

Monday-Friday 12-7 p.m. Saturday & Sunday 12-5 p.m.

Free Admission and Parking



Other Opportunities



WEFTFest 2024

Three Sisters Cultural Centre is inviting participants in the 2nd Annual WEFTFest Fibre Arts Festival in St. Jacobs, ON. The 10-day event runs from May 17-26, 2024.

Other Opportunities (cont'd)



Quilt Canada 2024 ---- June 19-22

Edmonton Convention Centre (Edmonton, Alberta)

This year's theme is *Gateway to Adventure*.

Visit the CQA website at canadianquilter.com for more details about everything Quilt Canada offers.



Textile Museum of Canada

(55 Centre Avenue, Toronto, ON).

Hours of Operation are:

Wednesday to Sunday, 11am – 6pm

Cost of Admission: Adults - \$15, Seniors (65+) - \$10

Youth (6-18) or Students - \$6

Members or Child (under 5) – FREE

Ticket reservations are encouraged.

“**The Secret Codes: African Nova Scotian Quilts**”, curated by David Woods and organized by BANNNS (Black Artists Network of Nova Scotia). The exhibition has been extended until August 18th, 2024.

Advertising

Remember to include and visit your local quilt stores and service providers! We would like to thank all our advertisers for their continued support of our Guild, and we need to ensure that we also support them. Clicking on an advertisement will take you to that company's website, so that you can further explore their offerings. If you would like to advertise your business within our newsletter, please contact [advertising \[at\] royalcityquiltersguild.ca](mailto:advertising@royalcityquiltersguild.ca)



Email addresses provided in the newsletter have been formatted to prevent spam and will appear as: `namename [at] server.com`

To send an email, you'll need to replace [at] with the symbol @ and remove the extra spacing. Refer to your Guild Directory for contact names and related information.