



Executive Update

Welcome to 2024! We have lots of exciting things coming up in the next couple of months for Guild members to get involved in.

Executive team members will be reaching out to you, this month (by phone, email and even Zoom). The purpose is to help us get to know each of you a little better – where your quilting interests lie, what you like about being a member of RCQG and to gather suggestions for developing and improving upon our offerings. This is our community, let's nurture it, and grow to embrace the future!

Have you submitted a quilt for the International Quilting Day Virtual Quilt Show? If not, please consider sharing your work with your quilting friends. The deadline is February 3rd, and all the details are available here: <https://iqdonline.com/virtual-quilt-show/>

Did you give quilt-related gifts over the recent holidays? Please consider sending a photo or two to our Show and Share coordinator. It's easy to do through our new website. We've included a little more detail in the newsletter about the website updates we've made to make it easier for you to stay involved in Guild activities. Let us know what you think of the new look and functionalities!

It's also inspiring to hear how quilters in our community are using their hobby, as an *Act of Love*, to support friends and causes they treasure. We are thrilled to share a collection of your stories in this issue of the newsletter - a month we focus on family and loved ones.



(Virtual) Guest Speaker:

February: Brita Nelson



“Now You see It, Now you Don’t. The Magic of Disappearing Blocks”

Brita Nelson will join us from Berwyn PA, to show us the magic and beauty of disappearing blocks. Discover how to use color to reveal secondary patterns and how different block arrangements can create totally different patterns.

Using 2 cameras, one on Brita and the quilts, and one pointing straight down at the cutting mat, Brita will be able to show us how easy and fun it is to create something beautifully complex looking from a simple 4 or 9 patch blocks.

Brita is an award-winning quilt artist and teacher with over 30 years of experience. She was a chemical engineer in her work life and has brought that passion for knowledge and improvement into her quilting endeavors. Brita says, “I love sharing what I have learned by writing, speaking, demonstrating, and teaching.”

Check out Brita’s website: <https://questioningquilter.com> and her YouTube channel: <https://www.youtube.com/questioningquilter>. She can also be found on Facebook.

- Dawn H.

Show and Share Presentations


Did you miss the past couple of meetings’ Show and Share presentations? No worries – we have the means, by which to link up to past shows, for you to review and enjoy:

DECEMBER 2023:

Click [here](#) to view

JANUARY 2024:

Click [here](#) to view



WWW.PROSEWINGMACHINEDOCTOR.COM

WE SELL:

**New & Used Domestic & Industrial
Sewing Machines
Husqvarna, Juki & Reliable**

***CERTIFIED DEALER & SERVICE
FOR
JUKI & HUSQVARNA***

WE SERVICE:

All Makes of Domestic & Industrial

WE SHARPEN:

Scissors, Knives & More

Email: stef@sewdoc.ca



(In-Person) Mingles

“Notion Commotion”

Come join us for a day of fun with friends. This month we’re asking: “What’s your favourite notion?” Bring it along and tell us why it’s your favorite ... maybe it’ll become someone else’s go-to-tool, as well! Or perhaps you have a tool that you bought, but forgot what it’s for, and have no idea how to use it ... someone else just might be able to assist on that front!

February also feels like a good time to finish up those UFOs or to start something new. The Mingle is the perfect place to work on these, while chatting with others.

We love bits of “show and share” to inspire the group. Need a photo of a completed project? Bring it to the Mingle! We have two display racks and many helpers to assist with getting that memorable photo.

The Accuquilt Go! Big electric cutter demonstration will be a must see! We are so excited to show you how the Go! cutter can make assembling blocks even easier with precision cutting. The demo is scheduled for the early afternoon.

*Reminder: you can reserve time to use the cutter during any Mingle.



(In-Person) Mingles (cont'd)




On another note, we are very happy to help a fellow quilter achieve her goal of helping others. Linda Marshall, a very generous quilter, is liquidating her "stash". Those attending the Mingle will have early access to these beautiful fabrics. (See Linda's writeup in the Members Share section).

Although optional, we are suggesting a monetary donation, for fabrics picked up - to support one of Linda's favourite charities, as she is donating all event proceeds, as her "Act of Love".

In-Person Mingles – Things to Do & Things to Bring:

- Quilts of Valour project kits are available
- Have a coffee or tea and chat with friends
- Use the display wall for your block layouts
- Bring a finished quilt to hang on the stand for a picture
- Take time to review the newly refreshed Library
- Browse the Grab and Go table

See you there! - April T-S




Helping you build your stash for over 20 years!

35 King St. N. Cookstown (Just north of Hot Stacks)

We can't wait to see you!

705-458-4546 | countryconcessions.com





carolinequilts
Quilting Fabrics and Supplies
 Cambridge, Ontario

carolinequilts.blogspot.com

Caroline Berch
carolinequilts@rogers.com
 519-219-2969



Pop-up Fabric Shop at February 24 Mingle

10 am to 1 pm – Early bird shopping for Mingle attendees
 1 pm to 3:30 pm – Drop-in shopping open

Items expected to include:

- A selection of fat quarter prints including animals, birds, butterflies and other appealing prints.
- An array of storage solutions.

Donations are suggested and will go to the Diocese Indigenous Reconciliation Fund and/or the United Nations Refugee Agency



Buy the Bolt
 Longarm Quilting Sales & Service
 Authorized Ontario Dealer of **INNOVA**

Jeff & Heather Fisher
 Sales & Service

450 Woodlawn Rd. W.
 Unit 15
 Guelph, Ontario
 N1K 1A6
 519-241-6051
buythebolt@rogers.com

www.buythebolt.ca




www.buythebolt.ca

- Cotton fabric & Fireside
- Wide backs
- Thread
- Longarm parts & accessories
- Silly Moon Quilting Rulers

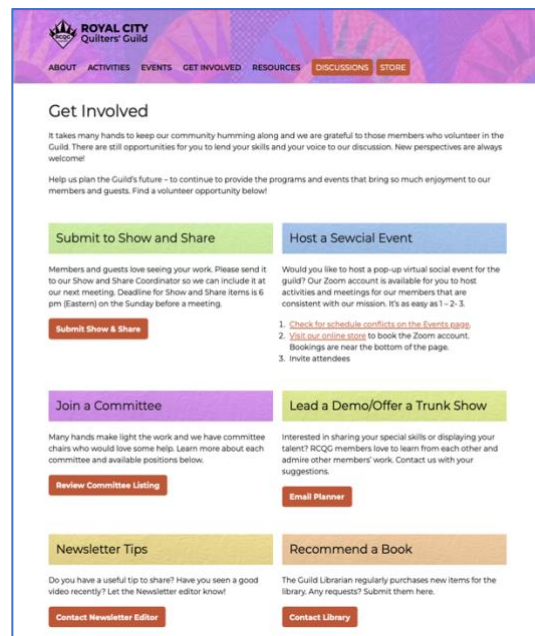


RCQG's New Website is Launched!

The Guild's new website went live on January 8th, 2024. Have you visited it yet? The site has a fresh updated look with new information and new capabilities. It's fully searchable using the search box found at the bottom of each page.

Visit the *Get Involved* page to see how easy it is to be a more active participant in the Guild.

- **Show and Share** – You can use the new website to send your Show and Share photos and information directly to our Show and Share Coordinator. (You no longer need to find the special Show and Share email address). Everything you need is available with the click of a button from the Get Involved page.
- **Newsletter Tips** – Our Newsletter Editor is always looking for interesting content to include in the Newsletter. If you see something you think other members would be interested in, click the Contact Newsletter Editor button to send her a message.
- **Recommend a Book** – The Guild librarian regularly purchases new items for the library and welcomes your suggestions. Send your ideas directly to her from the Get Involved page.
- **Host a Sewcial Event** – Do you have an idea for a virtual event for the guild or just a few friends? The Guild Zoom account is available for members to host non-commercial activities and meetings for our members. Find out how to reserve a time on the Get Involved page.



Do you think you might be missing out on something fun? Visit the **Events** page for details about coming events and special interest groups. View the events by list, grid, or calendar view. The Events section is also searchable so you can find exactly what you're looking for.

Have you heard the guild has an Accuquilt Go! Big Electric Fabric Cutter? It's true and you can reserve time to use it at one of our Member Mingles. Find out more about which dies we have in the Resources section of the new site and how to book time to use it.

Our online store has an updated look, too. As before, you can sign up for workshops and non-members can purchase a membership. The Booking Menu is new. Members are eligible to reserve time to use the RCQG Zoom account (any time it is free) or the Accuquilt Fabric cutter during a Member Mingle. Bookings are free and easy to complete. Use the orange store button to visit the store.

Developing the new website was a team effort. Thank you to Webmaster: Sherri G., Tester: Cheryl Chr. and Leader: Becky F., for getting the site ready for members. Thanks also to Joanne A., Beth C., and Anne K. for reviewing our work. We would also like to extend a special thanks to Dave at Barking Dog Studios for his expertise throughout the project.

Membership



A warm welcome to returning member Carol Russell, and our new members: Margaret Burnett and Diane Wolder.

In the next few weeks, do not be surprised to receive a telephone call from one of the RCQG Executive team members. We want to say hello and touch base with every member of the Guild. It is my goal to have the calls completed by the end of February.

The next Fireside Chat for New Members will be held on Tuesday, April 23rd on Zoom. Please save the date. Invitations will be sent in April.

Please notify: membership [at] royalcityquiltersguild.ca of changes to your email, physical address, or telephone numbers.

- Helen K.

Library

Please go to our library online to see more about the books. The linkup is provided here: <http://www.librarything.com/catalog/rcqg>

If you need information on using the online library please read the Library Instruction Sheet located in the Resources tab of our new website.


Please know that if you cannot attend a Mingle for the full day you can drop in to borrow and/or return books. Check out our library list online and pick some books to borrow. There you will find which collection tote each book will be in.


Remember, your borrowing time is from one Mingle to the next. If you can't attend the Mingle to return books, please connect with me to arrange for drop off at my home.

Our library will be available at all in-person events held at Community Living. As always, there will be books and patterns for sale. Contact me at: rcqg.library [at] gmail.com or my phone number as listed in our directory.

I hope to see you at the next Mingle!!!

- MaryAnne G.





HEY, DID YOU KNOW????

2024-2025 is the INTERNATIONAL YEAR OF THE BATIK

The Batik Guild, founded in 1986, has built a website to bring the Art of Batik to the world's attention. Visit their site to watch video demonstrations, meet batik artists, read about upcoming events, learn about classes and events around the world. Find out more ([click here](#)).

FEBRUARY is NATIONAL EMBROIDERY MONTH (U.S.)

Fortunately, we've identified some interesting sites for you to visit, if you fancy adding some threadwork to your projects:

Create Whimsy: Embellish Your Quilts with Hand Embroidery ([click here](#))

Activity Event Calendar for International Embroidery Month: ([click here](#))

Mary Corbett's Needle'n Thread website: ([click here](#))

Sue Spargo's Folk Art Quilts website: ([click here](#))

NEW FEATURE: "ASK ALY ..." (anything at all!)

A little background on me: I was a quilt shop owner and decided that I didn't want to pay someone else to do warranty repairs, so I became a certified technician for Husqvarna Viking and Bernina as those were the brands that I sold. I still repair machines, from time to time, but am only certified up to the original Designer Diamond on HV and the 800 series on the Bernina.

Do you treat your sewing/embroidery machine like your toaster, or do you treat it like your car? These machines are not appliances and require servicing regularly to keep them purring and working for you for a long time. If you don't use your machine often, it might actually require service more often as parts can seize when they don't move. Be sure to take your machine to a registered technician, especially when it's still under warranty. In order not to void your warranty, repairs need to be done by a technician certified by your specific brand. I recommend having it serviced every 1-2 years. If you are a heavy user, have it done yearly. Even our brands that don't have you oil them require oil on the parts inside. Anything metal that moves needs oiling at its joints.

Needles are also extremely important. Use the correct needle for the fabric and thread that you are using. We can get in depth in a future newsletter on this subject.

Do you have questions about your machine? Ask here and I will answer. If it's urgent, feel free to email me at: [alison.anker \[at\] gmail.com](mailto:alison.anker@gmail.com)

- Alyson A.

Workshops

Want to find out about available workshops? The new RCQG website has all the information that you need!

We recently hosted a stellar workshop featuring the use of Inktense products. Dawn Piasta led an excellent hands-on demonstration of how to apply, blend and permanently fix these watercolours to fabric. Twenty enthusiastic participants, from beginner to experienced artists, worked hard to build upon their learnings. Dawn was both patient and encouraging. The day was a big success! An image of the class and some of the work that was done follows:



2023-2024 Virtual Workshops

Join RCQG for one of our virtual workshops. Learn from an outstanding teacher and enhance your quilting skills. [Register today in our online store.](#) Registration opens to members first after which guests are welcome in a virtual workshop as well.

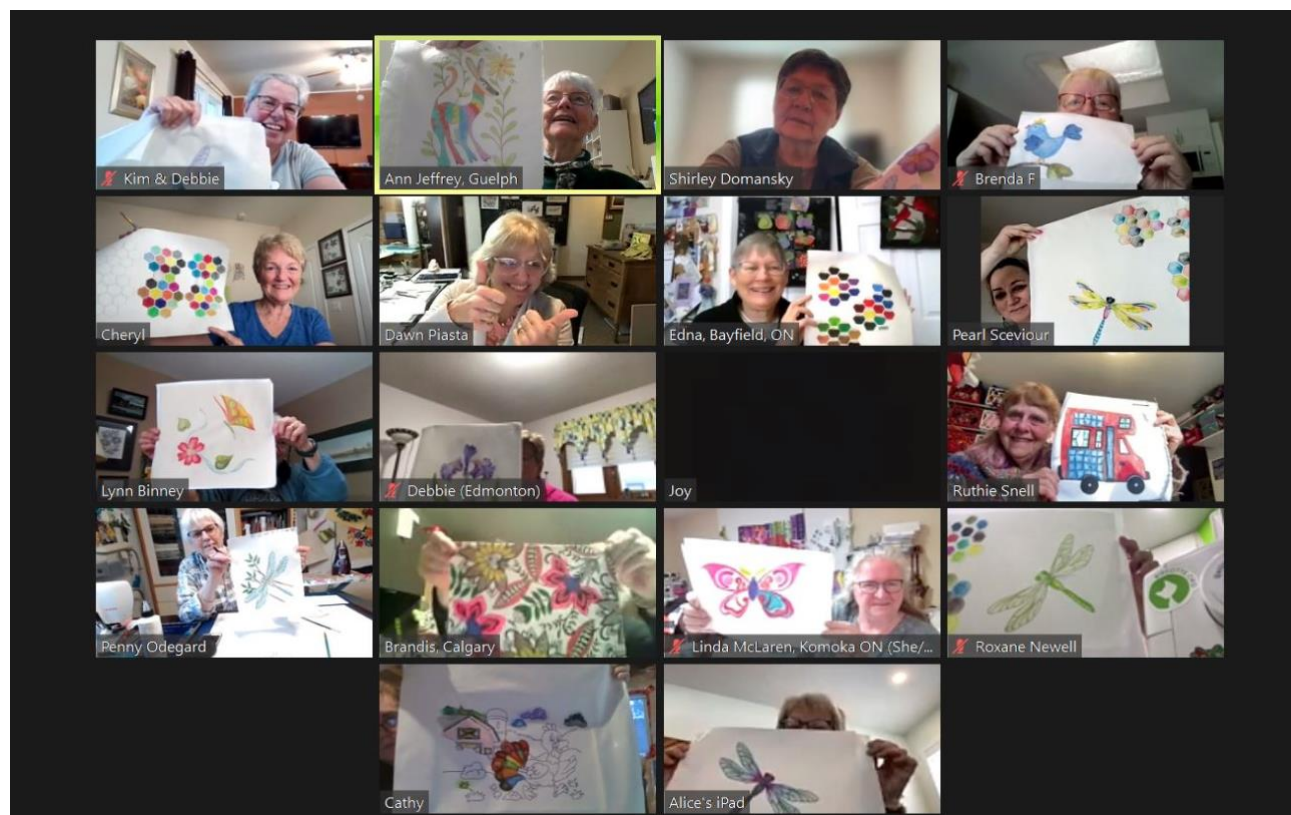
Inktense Adventure: A Creative Expression Workshop

This workshop is full. [Contact the Workshop Chair](#) to add your name to the waiting list in the event of a cancellation.

Instructor: Dawn Piasta
Cost: \$ 35
Date: Saturday, January 20, 2024 from 10:30 am to 5:00 pm (Eastern)
Location: Online via Zoom
Website: <http://www.dewpointarts.com/>

Virtual Workshop Description

Dawn will be teaching how to blend, choose colours, apply colours and medium, create your own unique templates to colour, add details, shade, create highlights, finish and incorporate your work into other quilts.



Our next workshop will be with Brita Nelson, The Questioning Quilter. She will be talking to our monthly meeting in February about Disappearing Blocks. However, the focus of her workshop, on April 6th, 2024, will be instruction on the topic of "Crumbs to Quilts". The workshop is currently full. If interested, you may like to put your name on the waiting list. To do so, please send an email message to me: [annjeffrey44 \[at\] gmail.com](mailto:annjeffrey44@gmail.com). Occasionally, there is a person that needs to withdraw from a class, as the time approaches and it's then a possibility for you to attend the event, in their place.

Your workshop committee is already at work to set up the schedule for the next Guild year. We are planning the first event for November 16th, 2024. Keep an eye out for the 'Big Reveal', that will come in May.

- Ann J.



Community Outreach


Home for Good



The third location for residents, in this program, has been delayed by construction issues. They are planning to make up the rooms in early March. We have the quilts ready and will use them to help make up those beds.


Our commitment to the Lions Club of Guelph was to produce 80 quilts for the new residents and we now have 93.

Just a few of those are still needing a bit of finishing. You, our Guild members, and our quilting friends have been wonderful in your generous response to this effort. Thank you!



- Ann J.

Quilts of Valour



On January 15th, 2024, we held another Quilts of Valour Sew Day. We weren't certain that we were going to be able to hold the event, having had all the snow, high winds, and ice just two days prior. Regardless, April and I fought the weather, on the Saturday, prior to the event, to pick up the guild supplies in storage. Once we arrived, however, we found the key lock box frozen shut, and nothing short of an explosion was going to open it! Unforeseen circumstances, for sure.

I returned home empty handed and pulled every supply item that I could from my home, with the help of my husband. We weren't going to disappoint any participants! With his help, I was able to overload the truck with supplies. YAY!

Community Outreach (cont'd)

Quilts of Valour (cont'd)

We spent a great day sewing, helping others learn new techniques and enjoying some warm, social time. The pulled pork sandwiches and coleslaw were a big hit. Thank you, to Ann, for bringing the coleslaw. Also, a thank you to April for setting up the lunch table and coffee.



Deby Wettges (our QoV representative) was not able to attend the January event, but hopes to be at our March 11th, 2023, Sew Day. By this time we will have several quilts eager to move on to a well-deserved veteran recipient. Ann Jeffrey donated these two quilts in the photos (at left).



Come and join us on March 11th, 2024, at the Guelph Royal Canadian Legion for our next Sew Day. Beside enjoying a fantastic sewing day you will be able to join in on the “Great Soup Cook-off” challenge. Becky will be making her Chicken Tortilla Soup, and I will be making a Creamy Butternut Squash Soup. The winner will get bragging rights only. All of us get to enjoy tasty nourishment!

Whether you are able to attend the Sew Days or you work on these projects at home, I want to say thank you on behalf of the recipients, for your ongoing support to this wonderful program.

Hope to see everyone again on March 11th!

- Monica F.

PS. Don't forget

The 6th Annual Quilts of
Valour National Sew Day is on
Friday February 2nd, 2024.
Click [HERE](#) to register!



International Quilting Day

The excitement builds, as this major event is just around the corner!

International Quilting Day is Saturday March 16, 2024



- To register (no charge for RCQG members) go to iqdonline.com.
- Invite a friend to join us for the day.
- Check out the days' activities at iqdonline.com
- Submit photos of one or two of your quilted creations for the Virtual Quilt Show (**Deadline February 3rd, 2024**)
- Keynote speakers - Kaffe Fassett, Dana Jones, Laura Coia
- Along with our three fantastic keynote speakers we have six concurrent session speakers: Maggie Dillon, Sarah Humphreys, Vanessa Génier, Emily Bailey, Peter Byrne, Michael Smith.

Would you like to create your own International Sister Block?

Preeti Harris (Sew Preeti Quilts) created the block, based on a block called African Queen (original block designed by Anne Batiste). It's so appropriate for the current interests in inclusiveness, world respect and unity. It's also a great way to use those 'what was I thinking' scraps of wild prints! Click [here](#) for the tutorial to sew a block.

Then, pop over to the Virtual Quilt Show to see a special exhibit of International Sister Quilt Projects (click [here](#)).



Stash Busters



February Project: Mini Petals by Robert Kaufman

This month, the group, led by Cathy Van Osch, will begin work on the Mini Petals Quilt designed by Robert Kaufman. Please join us on the following dates:

- * Wednesday, February 7th, 2024,
- * Wednesday, March 6th, 2024

Refer to the December/January 'Holiday' edition of the RCQG Newsletter for additional details regarding fabric requirements for alternate sizes.

Stash Busters meets via Zoom from 9:30 am to 3:30 pm on the first Wednesday of the month – all year long! Participation in the group is free and we welcome new participants at any time. There is no charge to participate.

Please contact - [stashbusters \[at\]royalcityquiltersguild.ca](mailto:stashbusters@royalcityquiltersguild.ca) - to be added to the mailing list or learn more about this friendly group. I hope to see you virtually on Wednesday, February 6th, 2024.

-- Cathy V.O.

Mr. C's
Longarm Quilting

Guelph, Ont
519.993.2084
info@mrcslongarmquilting.ca

Timely longarm quilting services
for those who want their
'labour of love' beautifully finished.

By appointment only

Members Share

This month, we decided to highlight some 'Acts of Love' ... things that we, as quilters do for others. Thank you to everyone who decided to share their stories!

Linda McLaren:

This is such a treasured memory for me. Our son was married in our back yard in 2021. The kids have dutifully admired my quilting creations over the years, and appreciated quilts gifted to them. When asking if we would host their small wedding in our back yard, they also asked if I'd consider creating a quilt for their attendants.



With Scots heritage in both families, the "Plaidish" quilt (by Kitchen Table Quilting) seemed a good fit.

One of my quilting buddies worked with me to power sew through making the five quilts, it was a fun assembly line process! The fabrics were mostly from my stash. I quilted all of these with digital plaid designs. It was a surprise for my son and his bride that they were getting a quilt in this deal. Theirs is the middle one in the photo. It received the digital design "Diamonds are Forever".

The bride entered the ceremony through the quilts. I loved every moment of making these!

Members Share (cont'd)

Lynn Binney:

When a new Hospice was proposed for Sudbury, our local guild (Sudbury District Quilting and Stitchery Guild) approached the Hospice director asking if the Hospice would like bed quilts, wall hangings and placemats for “in house” use. The answer was a resounding “yes”. Our guild partnered with the Hospice in 2008 and 16 years later continues to supply these items.

We were also asked if we could make Mini Memory Quilts (a nurse had seen these at a Windsor Hospice). Mini memory quilts are themed 12” x 12” art quilts or panels. When a resident arrives at the Hospice, he/she chooses a “Mini” quilt which best reflects important aspects in their life. The “Mini” is hung outside the resident’s room. Upon passing, the “Mini” is gifted to the family at a ceremony, honouring the resident.

Over the years, our guild has donated thousands of Mini Memory Quilts. Stories relating to the gift of the “Mini” to the families are touching and confirm the importance of this small tribute. The families know others are thinking of them in their difficult time. Personally, I try to make approximately 30 “Minis” a year.

Photos of a few of my donations are attached. The bridge hand was framed and hung at the Sudbury Bridge Club.



Members Share (cont'd)

Cheryl Cowan:

Friends bring so much to our lives. It was because of this one particular friend that I joined the Guild, in the first place - a gift that's brought benefits for the past 17 years! Although, I was the one teaching her to quilt, she was often the instigator of our fabric search adventures ... the girl loves to shop and to take classes! Through her, I found a whole new 'quilt' world of gadgets and fabric – and oh my, the variety! (I was raised as a scrap quilter, with scissors and cereal board templates). We created lots of memories together.

She moved back to her home base, in Alberta, a few years later. Emails and phone calls were frequent! A particularly memorable and 'teary' call came that first winter - a freakishly wicked ice storm had wrought havoc on her new home - snapping water pipes, knocking out electricity and sending the family to a hotel. Unfortunately, the basement's flooding, resulted in the almost total loss of her fabric stash and some of her quilts (still stored in the cardboard moving boxes)!

When learning of this catastrophe, I immediately set to work. I pulled out a humorous "Old Friends, New Quilts" panel that I'd bought with her at a shop hop; wrote a synopsis of our "20 steps to a Warm Quilt" to accompany the illustrations (including shopping, speeding, sipping, stashing, and sewing sprees); crafted a quilt; then wrapped up a selection of fat quarters taken from my stash and shipped the whole package out to her. It was a behemoth effort in under a week's time! She was laughing on the next phone call – a pleasant turn of events.

So, while I don't know how many (if any) of my fabrics ever found their way into her quilts (differing tastes), I do know that this friendship quilt is still treasured and often employed during cold winter nights by her whole family!



Anne Klaus:

Each year I make quilt tops for the Halton Children's Aid and my friend quilts them on her domestic machine. I get them back to hand sew the binding (my favorite part). This year, we are concentrating on Tweens and Teens since this age group currently represents most of the children in their care.

I also donate to our Quilt Guilds Comfort Quilts, Local Police and Compassion Society. Besides putting scraps to good use, I like to take the opportunity to try something new and different.

I am also a member of the Craft Group for the Friends of Bronte Creek Provincial Park that make handmade items to sell in their shop and raise money to put back into the park to support education and community.

Estelle Probert:



I like to keep busy and am involved in various charity type activities. I make quilts for various charities; I knit blankets for Project Linus; and I make crafts to raise funds for Friends of Bronte Creek, one type being gnomes. These I make out of the cardboard or plastic cones from thread that I and my friends have used over the past while. As you can see in the photos, I use every sized cone I can get, and those are some of the gnomes that I made.

I wonder if any of the guild members have any of these cones that they are finished with? I would very much appreciate having the cones to make more gnomes, as all these have been sold. Anybody who has cones I might have could bring them to one of the open sewing days (Mingles), and if I am not there, I'm sure that one of the other "Oakville" members would bring them down for me.

Thank you for all the amazing guild activities. I am very glad to be a member!

Members Share (cont'd)

Laurie Brown:

I am a grandmother of an adopted granddaughter. She is Ojibway. We love her to bits and are trying to raise her to know her culture. She has contact with her biological family on her mother's side, but her Grandpa was reluctant to meet her.

I began to educate myself by working with a knowledge keeper and talking to members of my nearby native community.

One day, a Facebook post popped up from a woman named Vanessa Genier. After finding the 215 unmarked graves, at a residential school site, she wanted to honour her people who didn't make it home.

She was asking quilters to help her, by sending in 16.5" blocks. I was intrigued and began following her. She became the "quilter with the heart of gold" and the founder of "Quilts for Survivors"

Vanessa started teaching others how to sew quilt blocks via Zoom. Although I had been quilting for some time, I also decided to join. She had chosen a quilt pattern with different blocks and once a month we would learn how to would make the block. I had my finished top professionally long-arm quilted. When that was ready, I looked for a survivor to gift it to.

My daughter-in-law suggested approaching my granddaughter's biological family. We sent them the link to the "Quilts for Survivors" website to explain Vanessa's vision and purpose. We asked if Grandpa would be willing to accept this quilt, in honour of his healing journey. To our surprise, he agreed. We were invited to his local pow-wow and then back to his home for a light meal. As I presented him with his quilt, I told him that it was an honour for me to acknowledge his healing journey and thanked him for being willing to accept this quilt. He chose to open the quilt in private after we left.

As a result, "Quilts for Survivors" has opened the door for my granddaughter to build a relationship with her biological grandfather. He can teach her about their culture. This relationship is young and still has some growing pains, but it is a beautiful experience. Thank you for allowing me to share my "act of love" story with you!




Helen Kocmarek:



Building Family Ties - I've completed 7 Eye Spy quilts for my grandchildren. I need to make another one, for the newest member. I didn't realize how much the children liked those quilts, until I saw a video of 27-month-old Leo opening his package under the direction of his older brother. "That's mine! It's for my bed." Leo exclaimed and then he went directly upstairs to place the quilt in his crib.

Those Eye Spy quilts have become a family tradition shared by the 8 cousins who range in age from 1 to 8-years old. The older siblings are excited to see the arrival of new quilts.

My 6-year-old grandson, Kai, lives in Washington State. During a recent visit, he designed and sewed a scabbard with a fabric belt to hold his medieval sword and shield. I held the fabric taut as he sewed. We made another scabbard for his younger brother. Working together empowers him and strengthens our connection.



Members Share (cont'd)

Ann Jeffrey:



Our daughter, Christine, was given the nickname of Big Fish by her Dad because she was the older and bigger of our two girls and they both were swimmers.

After being a member of the National Swim Team and graduating from university, Christine took up triathlons. She first raced amateur at Olympic distance races, then graduated to Pro and went on to off-road triathlons in the Xterra series.

This quilt (pic at left) has a number of fish print pieces and a machine embroidered image of her Big Fish logo that she used on her race gear. The race world picked up the Big Fish name as she was frequently among the first out of the water. Also incorporated in this quilt are at least 4 images in rectangles that show a triptych of each swim, bike, run segment as taken by photographers at those races.



Karen, our second daughter, swam with the Guelph Marlins, and attended University of Cincinnati on a swim scholarship to study Pharmacy. After graduation, she also took up triathlons, marathon races and some Ironman competitions. This quilt (pic at right) is made with multiple T-shirts, earned from many of her competitions, plus fabric transfer photos with her race numbers and her images. It celebrates many years of her life, and she was blown away when she first encountered it on her bed.

Becky Fiedler:



My dear friend was diagnosed with an aggressive form of breast cancer shortly after I moved 1000 miles away to take a new job. Her chemo treatments were starting soon, and I felt helpless that I couldn't be there for help and support. I worked many hours a day to get my arms around my new job and spent the last of my remaining energy each day working on her quilt – a very simple, quilt-as-you-go quilt.

I was tired after a long day, in a hurry to get it finished, and teary-eyed from worry about her. I was a beginning quilter at the time and kept making mistakes!

I was rather disappointed with my effort but sent it to her anyway. I enclosed a note telling her that I hoped it would keep her warm during chemo treatments and that she could pull it tight around her any time she felt she needed a hug.

As her treatments began to show progress, her family started calling her quilt “a healing blanket.” I am happy to report that she is a cancer survivor of 15 years!!

Members Share (cont'd)

Linda Marshall:



I am eighty-two years old. Twenty-seven years ago, attracted to William Morris bolts in the Greenwood Quiltery, I began collecting fabric - long before I ever made a pieced quilt or had acquired the skills to make one. Slowly, awkwardly, I began piecing, trying to put together some elements of the beauty that called out to me from the fabrics – the material – that I was amassing. My stash kept on growing. Every one of the quilts I pieced and hand-quilted did nothing to reduce it. Instead, each one opened up more pathways to discover where I was going.

Now I have some idea of my destination, but the running out of time, space and dexterity has made it necessary to decide how to pass along my lovingly collected treasures. Initially, I invited my quilting friends to take whatever they wanted from my first attempts to turn over a few square feet of the vast acreage of my stash. In return, I suggested they might make whatever donation they considered appropriate to the Indigenous Reconciliation Fund sponsored by my Diocese. (The donation had to be by cash or cheque made out to me, and then I transmitted the sum to the Fund via my parish, Holy Rosary.)

After this, since there still remains many boxes of fabric in storage, I must extract the small amount of material I have room for and give the rest to others who will cherish it by making beautiful new creations for people who will cherish them.

My ever-resourceful daughter Tina, learning about the charitable work of the Royal City Quilters' Guild, reached out and found a good home for what is proving to be an ongoing flow of donations to the Guild. I am delighted to put this material in the hands of such accomplished and outstanding quilters. Now that I am also a member of RCQG, I have made new friends and reconnected with others.



I am grateful, too, to have the opportunity to sew the binding on a Quilt of Valour, as I needed to see if it were possible to do this with a right hand so affected by severe carpal tunnel syndrome that there is very little sensation in the hand even after CTS surgery. But with good light, a needle threader, and comfortable seating, I've discovered that I can manage to recover much of my ability to handle this task – no task, indeed, but a pleasure, because I have regained, to some useful degree, what I thought had been lost forever.

I'd like to invite you to stop by a table, at the February 24th Mingle, to choose fabric for your own creations. I plan to bring a sizeable collection of fat quarters: animal prints, birds, butterflies, and other prints I think you will like as much as I do. Since I've organized my stash according to the plenitude of all Creation – cosmos, trees, leaves, flowers (“realistic” or stylized) and so on, you may find much to please you. One of the largest components of my stash, organized by colour, is what I call “painterly”, from which one may create “realistic” images or glorious abstracts. I will bring yardage, as well as fat quarters, including many batiks. In addition, I have a lot of quilting threads, including hand-overdyed Valdani 35wt. There are also many empty plastic, flexible, transparent, zippered storage containers available for anyone who would like to fill them. (All the fabric has been washed and ironed, as that is how I have prepared it for storage.)

As in the earlier stage of my downsizing, anyone picking up fabric may donate (no pressure!) either to the Roman Catholic Diocese of Hamilton Indigenous Reconciliation Fund OR to the UN High Commission for Refugees (UNHCR). I can't produce quilts the way I used to, but I do wish, through the sharing of my stash, to support two of my favourite charities as well as to contribute to the charitable endeavours of the RCQG.

Regional Guilds – Upcoming Events

A Labour of Love Quilt Show 2024

Thursday, April 18, 2024 10:00am - 4:00pm
 Friday, April 19, 2024 10:00am - 7:00pm
 Saturday, April 20, 2024 10:00am - 4:00pm

Exeter United Church
 42 James Street, Exeter, ON


Admission: \$10.00 cash

★ Celebrating ★
 25 Years
 of the
 Electric Quilter

★ Featuring ★
 Award Winning Quilts
 from Diane Carson
 & Anne Beaudoin

• Vendors • Demo • Tea Room
 • Quilts & Vintage Sewing Machines For Sale

A Project of & Proceeds to Exeter United Church



The Oakville Quilters' Guild presents

Quilted EXPRESSIONS Quilt Show

April 19 & 20, 2024
 10am - 4pm

\$10 admission
 Cash and Debit Accepted

Over 150 quilts
 Raffle Quilts
 Vendor Market
 Tombola & Cafe
 Demonstrations

Hamilton Quilters' Guild presents:



QUILT SHOW DATES
 Fri May 31st, 2024
 10am to 6pm
 Sat June 1st, 2024
 10 am to 4pm

Ancaster Fairgrounds
 630 Trinity Road South
 Jerseyville, ON L0R1R0

Buses Welcome
 Accessible
 Free Parking



Admission \$10
 (Cash Only)

Quilt Display
 Viewer's Choice
 Quilt Challenge
 Member's Boutique
 Merchant Mall
 Tea Room
 Demonstrations

www.hamiltonquiltguild.ca

D.O.T.S.
 (Dunnville's Own Tiny Stitchers)

Garden of Quilts

Friday May 31, 2024 10am-6pm
 Saturday June 1, 2024 10am-5pm

No. 6 RCAF Museum, 536 Port Maitland Rd., Dunnville

Admission - \$10.00 Children under 10 free

*Food Trucks *Vendors *Boutique *Silent Auction
 *Special Guest - Vanessa Genier of Quilts for Survivors

Contact Debra Rolfe at 289-214-4166 for more information or raffle tickets.



Note: The museum will be open for tours during the quilt show

Quilts on the Grand 2024



Fri., June 7th • 10am to 7pm
Sat., June 8th • 10am to 4pm

Centre Wellington Community Sportsplex
 550 Belsyde Ave E., Fergus, ON

Display of Quilts
 Quilt Challenge
 Contest
 Vendors
 Lunch/Tea

FREE Parking
 Wheelchair Accessible
 Admission \$10

www.grandquiltguild.ca



Other Opportunities

Quilt Canada 2024

June 19-22

Edmonton Convention Centre
(Edmonton, Alberta)

This year's theme is *Gateway to Adventure*.

Visit the CQA website at canadianquilter.com for more details about everything Quilt Canada offers.



February is an important month for quilters wishing to attend and/or display their work, in Edmonton, this year.

Two important dates include:

February 16 – Entries for the National Juried Show close at noon (EST)

February 20 – Registration (members only) opens for Quilt Canada 2024 including discounts on workshops. Non-members may register beginning March 6.



Cherrywood Challenge 2024


The theme for the 2024 Cherrywood Challenge is *Poppy*. Entries to this juried art quilt contest are due May 15. In Canada, the Cherrywood bundles are available at The Cotton Harvest in Seaforth, Ontario. For more details, and to submit an entry, visit the Cherrywood Fabrics website. Click [here](#).

WEFTFest 2024

Three Sisters Cultural Centre is inviting participants in the 2nd Annual WEFTFest Fibre Arts Festival in St. Jacobs, ON.

The 10-day event runs from May 17-26, 2024. The call for entries is open to non-professionals who would like to display a quilt or two (free); teach a workshop (for pay); offer a trunk show (for pay); or auction your work (fee).

For more details and an application form, visit their website [here](#).



Product Recall Notice

VORNADO, maker of the STEAM FAST TRAVEL IRON, issued a product safety recall notice in December 2023.

The recall is applicable to Steamfast brand Home and Away Steam Irons. Model Nos. SF-717, SF-720 and SF-727 (produced after March 2017 through May 2023). Safety concerns have arisen over potentials for fire, burns and shocks. Refunds and/or replacement units are being offered, but you must register on the official Vornado recall website. If you have purchased one of these and need more information regarding the recall ... [click here](#). Thanks Caroline Berch (one of our advertisers), for bringing this issue to our awareness!

Advertising

Remember to include and visit your local quilt stores and service providers! We would like to thank all our advertisers for their continued support of our guild, and we need to ensure that we also support them. Clicking on an advertisement will take you to that company's website, so that you can further explore their offerings. If you would like to advertise your business within our newsletter, please contact advertising [at] royalcityquiltersguild.ca



Email addresses provided in the newsletter have been formatted to prevent spam and will appear as: `namename [at] server.com`

To send an email, you'll need to replace [at] with the symbol @ and remove the extra spacing. Refer to your Guild Directory for contact names and related information.

Better yet ... head over to the new website and click one of those stylish buttons!!!

