




# Royal City Quilters' Guild



[www.royalcityquiltersguild.ca](http://www.royalcityquiltersguild.ca)

P.O. Box 24030, Bullfrog Postal Outlet, Guelph, Ontario N1E 6V8

## February Meeting Tuesday, February 14, 2012

Three Willows United Church,  
577 Willow Rd., Guelph

6:45 Doors Open  
7:00 Opening Remarks  
7:15 Program




## Meeting Checklist

- ✓ Name tag
- ✓ Show and Share
- ✓ Newsletter Submissions
- ✓ Zehrs Tapes
- ✓ Comfort Quilt Blocks
- ✓ Food Bank Donations are always appreciated

## Program

You won't want to miss February's meeting where you will get a chance to meet Dianne Bergmann, who is a fabric landscape artist. Dianne works with fabrics, threads, photo embellishments, and felt to create realistic landscape quilts. Her work has been displayed in the Durwood Gallery in Cambridge, and in the Epix Gallery in St. Jacob's.



Dianne has also taught her techniques for thread painting, and landscape quilting to eager students in Kitchener, Waterdown, Burlington, Halton and Hamilton. Join us at the meeting, meet Dianne, and admire her amazing landscape quilts.

*Joanne Criss, Program Committee*

## President's Message

Well here we are – it's February and only another month or so of winter. We have had a really unusual winter so far. It hasn't been a good year for skiers, but great for people like me who really don't like the snow all that much.

I trust that everyone has gotten over the holiday season and has been able to get some serious sewing done. Our quilt show is only three months away (just wanted to mention that). I too have been trying to get some quilts finished for the show and as of now, it looks like I just might make it. I still have the Challenge to complete, and I am really putting in the effort to complete one; I just have to get an "idea" and then things will come together.

Starting Family Day (yippee, another holiday) I am most fortunate to be able to get together with 17 other wonderful like-minded ladies for a 4 day quilt retreat at Creiff (just 25 minutes away). To be able to sew all day and into the evening, share some laughs, have your meals prepared for you, no phone or TV, no kids or husbands bothering you – sheer heaven! We have such a wonderful and productive time working on our own projects. I am hoping to finish up tons of things that have been put on the back burner for some time now. I hope that some day every one of you will be able to experience a quilt retreat of your own.

On that note I would like leave you with a wish for everyone "Happy Valentine's Day".

*Susan Harrington, President*



## Show and Share




A big thank you to Mary, Nancy, Marilyn, Elizabeth, and Maureen for sharing their latest

creations with us at January's meeting. All of these members mentioned that their quilts were lovingly made for others, including family members, children, husbands and friends. Don't you agree, we are a most generous group of women? The sign-up sheet for Show and Share is located at the back of the meeting room. Sign in when you arrive at the meeting. We love to see what others are working on, or have finished!

*Joanne Criss, Program Committee*

## Community Outreach



The lucky winner of the Christmas Quilt Draw was Carolyn Davidson. Thanks to all for supporting the draw. The amount raised, \$244, will just about cover the cost of another roll of batting so our work can continue.

Now that the business of Christmas is behind us and wintery days lay ahead, we hopefully have more time for quilting. If you find you have some time between projects or just need a break from one you're working on, stop by the Community Outreach table and pick up some block kits to work on, a quilt to bind or a pieced top to quilt. We are always in need of willing hands to help with our projects. It is much appreciated when block kits are promptly returned at the next meeting so that we can piece the quilt tops and keep our projects moving and on track.




Just a quick reminder: Please use either a mid to light grey or ecru thread to put block kits together. Both colours blend well with most fabrics. Set your stitch length to between 2 and 3 (closer to 3) or 10 to 12 depending on your machine settings.

Many thanks to everyone for your donations of fabric, finished blocks, quilts or quilt tops. Your generosity helps to make Royal City Quilters' Guild Community Outreach such a success. Currently I have more orphan blocks than I know what to do with and am no longer able to accept orphan blocks; but hopefully you have been inspired to make your own scrappy quilts using your orphan blocks.

*Nellie Hanuta, Community Outreach*

## Library

THANK YOU, THANK YOU to all of you who helped to make our Christmas Bake and Book Sale a success! We are pleased to announce that (including a very few fines) we made over \$300.



Thank you also to Judy Eckhardt for volunteering to take and deliver the unsold items to be used in the Elora Festival's huge garage sale. The Library is now in good shape to start again in the New Year.

Remember to take a peek at the new books that are available on the new book table. Some have already been claimed. You should look for anything with a yellow dot on the cover. If you enjoyed any one of our books, mention it to one of our volunteer ladies; we would love to pass on your comments. Try as we might, it is really hard to keep up on all our selections.

Here's hoping that your New Year is full of inspiration and lots of fabric to fondle.

*Berni Neville and Carol Cousins, Library*

## Membership

Welcome to new member Aline Chan who joined in January. Also, there were seven guests at our January meeting.



*Lisa Jones, Membership*

**Attention Executive**

**New Day**



**NEXT EXECUTIVE MEETING**—The next meeting of the RCQG Executive will be held **Monday, February 27, 2012** at the Co-operators Building on Macdonell Street. We start promptly at 7:00 pm and finish at 9:30 pm. **Note: Newsletter submissions are due February 24.**

# Nominations

## Hear ye! Hear ye! Nominations are now open for the 2011-2012 year of the Royal City Quilters' Guild!



"It's that time again, Tra la la la" Time to look for a new executive. It is time to look for new ideas for our Guild. It's time for someone else to share in the fun of planning and improving our Guild.

All positions are open to any paid member of the Guild except for Past President and Past Treasurer. Beginning in July, following elections held at the Annual General Meeting in June, a Chair or Co-chairs have a one-year term but can hold the same position for two years.

On behalf of the Guild, I would like to thank the following ladies who will be completing two years in the various positions, Joan Hett (Treasurer), Donna Reimer (Secretary), Joanne Ariss (Program Chair), Lisa Jones (Membership), Barb Jordan (Special Projects) Andrea Curtis (Workshop), Judy Li (Publicity) Maria Goldsack (Historian), Susan Knabenschuh (Newsletter), Nellie Hanuta & Kathy Wagner (Community Outreach) and Carolyn Davidson (Website).

Bylaws governing the Guild are listed at the back can be found inside our 2010-2011 Members Directory.

An overview of the duties of the various positions is listed below.

### Officers of the Guild:

**President** - presides over the general and executive meetings, is an ex-officio member of all committees except the Nominating Committee, general supervisor of the affairs of the Guild, and performs duties normally part of office of President.

**Vice-President** - assists and/or replaces the President when necessary, covers any areas or duties not covered by another officer or as designated by the executive.

**Secretary** - takes accurate minutes of the executive meetings and AGM, responsible for general correspondence.

**Treasurer** - is responsible for all Guild funds, receiving of all monies, making deposits, issuing cheques when required, keeping up-to-date records and preparing financial reports.

**Past President** - While this position is not open for nominations, duties include chairing the Nominating Committee.

### Standing Committees:

**Program** - plans and arranges varied programs for the Guild meetings.

**Membership** - keeps membership list up-to-date, collects annual dues and guest fees, arranges for printing of Members Directory.

**Workshop** - plans and organizes workshops, facilities, equipment and refreshments for workshop.

**Publicity** - publicizes Guild meetings, workshops and other activities.

**Newsletter** - prepares and distributes newsletter to all Guild members.

**Special Projects** - arranges special events or activities as requested by the executive.

**Librarian** - responsible for Guild library books and magazines, oversees loan of books to members.

**Historian** - keeps pictorial and written history of Guild and its newsletters.

**Community Outreach** - co-ordinates the Guild outreach program of providing quilts as needed in the community of Guelph and immediate surrounding area.


**Website** - maintains and monitors the Guild website as directed by the executive.

If you have further questions regarding any of these positions, I would be pleased to tell you about all the advantages there are to being a part of an exciting group of women and guiding a dynamic group of quilters. You can reach me at 519-856-1084 or by email [n.mcnab@sympatico.ca](mailto:n.mcnab@sympatico.ca) or at any Guild meeting. I'm looking forward to talking with you about these thrilling opportunities ahead in your future!



## Book Review

### Redwork with a TWIST by Pat Sloan



The art of Redwork is having a resurgence in popularity and Pat Sloan has taken a traditional craft and brought it into the 21<sup>st</sup> century. In her introduction she confesses to loving the colour red and mentions that in the 1800's it became very popular when the colourfast dye called Turkey Red was discovered. Embroiderers loved it for the extra punch of colour and the safety of non-running colours.

Sloan has used the "one colour" idea and taken it a step further, adding the embroidery to her quilts she used one colour; however, the choice of colour wasn't always red. She used brown, or blue or green, then combining multi-colour prints and plain fabrics for blocks or borders, the effect is very pleasing.

Her projects are inspiring and look like even beginners trying this technique could have success. The instructions are very helpful and there are great recommendations for the type of thread and cloth that could be used. Portability is most definitely one of the assets.

If you are looking for that something different to try, why not give Redwork a go. You might be surprised at how much you enjoy it.



## Calendar



**March 30-April 1** Etobicoke Quilters' Guild presents Quilt Fever 2012 from 10:00 am to 5:00 pm. Admission \$5.00. Large Merchants Mall, Tea Room, Quilt Raffle and two galleries full of wonderful quilts, wall hangings, quilted garments and other items. Located at Nielson Part Creative Centre, 56 Neilson Drive, Etobicoke. Details and map on website, [www.etobicokequiltersguild.com](http://www.etobicokequiltersguild.com)



## Blogging Along

Here we are in the New Year and just think about all the potential new projects that could find their way onto your cutting table. This year I hope to visit many of them and pass on the addresses that made an impression with me. Let me know what you think and by all means send along any sites that you visit on a regular basis. Hopefully this year will turn out to be a real adventure. ENJOY!

Blog	Location
Mad About Patchwork <a href="http://madaboutpatchwork.wordpress.com/">http://madaboutpatchwork.wordpress.com/</a>	Ontario, Canada
I Have A Notion <a href="http://ihaveanotion.blogspot.com/">http://ihaveanotion.blogspot.com/</a>	Ohio, USA
Featherstone Quiltworks <a href="http://www.suehecker.com/blog/">http://www.suehecker.com/blog/</a>	Minnesota, USA
the running chicken quilting <a href="http://therunningchickenquilting.blogspot.com/">http://therunningchickenquilting.blogspot.com/</a>	United Kingdom

## Special Projects

Reminder for those submitting quilts for the Challenge, the deadline is Tuesday, March 13. If you have your submission finished now, we will be accepting submissions at the February 14 Guild meeting. Remember to fill out your form that came with your kit.

- ⊗ Bring your finished Challenge quilt and form to the Guild meeting.
- ⊗ Put your Challenge quilt in a pillow case or fabric bag or box, whatever strikes your fancy. We will keep it all top secret until the reveal at our show.
- ⊗ If you are not able to bring your Challenge piece to the Tuesday, March 13, ask a friend to bring it for you.

Good luck with the finish of your piece, call or email if any questions, Barbara Jordan phone 519-837-0818 or [barbara.rcq@gmail.com](mailto:barbara.rcq@gmail.com).