


Royal City Quilters' Guild

March 2008



Meeting Checklist

- ✓ Name Tag
- ✓ Zehrs/Ultra Tapes
- ✓ Canadian Tire Money
- ✓ Library Books
- ✓ Show & Share Items
- ✓ Newsletter Submissions

Thanks to

March's Greeters:

Jackie James and
Susan Herrington

March Meeting
Tues. March 11, 2008

Three Willows United Church,
577 Willow Road, Guelph

- 6:45 Doors Open
- 7:00 Welcome
- 7:15 Speaker
- 8:15ish Break
- 8:30 Announcements & Show and Share

Issue Highlights

- President's Message page 2
- Program page 2
- Anniversary page 4
- Block of the Month page 7
- Calendar of Events page 8

Contact Information:

President: Barbara Jordan 519-837-0818

Vice President: Nancy McNab 519-856-1084

Secretary: Anne Smith 519-833-9577


Guild Treasurer: Frankie Poxon 519-837-0185

P.O. Box 24030, Bullfrog Postal Outlet, Guelph, Ontario N1E 6V8

www.royalcityquiltersguild.ca



PRESIDENT'S MESSAGE




PROGRAM

CHERYL COWAN
RUTHANNE FINNIGAN

All good things must come to an end as the saying goes. It's been 7 years since we have cancelled a guild meeting. Blowing snow made for treacherous driving conditions and our speaker, Nancy Johnson wisely decided not to hazard the trip. We will reschedule Nancy for a date in the future. See page 8 for information about inclement weather.

*Happy
Anniversary*

On a sunnier note, March marks the 17th Anniversary of Royal City Quilters' Guild. **Turquoise** is the traditional and modern gift for this anniversary so we are issuing a **challenge**—

use **turquoise** in the March Block of the Month. Participants will be eligible to win the blocks submitted this month and prizes will be awarded for embellishing your block. We've had tea cups and tea pots in the past on our anniversary so this year we are creating a purse block. Everybody has seen those cute little clutches or purses, all beaded and sparkly that really set off your outfit on that special occasion.

Unfortunately you did not see the samples made up for the Block of the Month so we scanned them for you. You can see the pictures on page 7. Read the instructions and tap into your creative quilter and embellish away. Anything goes! If you have another shape of purse or clutch you'd like to make, go ahead. This is meant to be fun and creative. What is **turquoise**? Blue-green, green-blue, there isn't an exact colour we are looking for. Make your best choice on colour and create away. Separate prizes will be awarded for the February reverse appliqué heart block so bring those too, if they are done. If not, here is your opportunity to make one and maybe win a prize.

Look for special anniversary draws and tables with our historical records at the March meeting.

For this meeting only, we will have a break with treats and beverages. Please respect the wishes of the Church and keep these treats out of the sanctuary.

Happy Anniversary!

Barbara Jordan

Many of us heard about the wonderful Russian quilt exhibition last year, hosted by Cotton-by-Post ... even fewer of our members were able to make it over to Ailsa Craig to see the show, meet the quilters or participate in the workshops. Well, all is not lost! We've been able to persuade Garnet Agnew to bring some of those glorious quilts for us to see!

Garnet and his wife Suzanne are the proprietors of Cotton-by-Post and have been in business for a little over 12 years – first as a mail-order company and then with a physical store. In their quest to promote quilting, they have looked to the world stage for opportunities to bring new quilting experiences to our attention!



The Russian exhibition was their first effort and by all reports – hugely successful! Just take a look at the pictures on their website (www.cotton-by-post.com) to view some of the activities and quilts; or, if printed material is your thing - open up your February issue of the Canadian Quilter's Magazine and review the feature article.

Now, for the best part! Garnet and Suzanne are currently in Africa – teaching and finalizing plans to host a new show this year. The Second Annual International Quilt Exhibit will be in October, 2008 and is featuring "The Quilts of East Africa". As part of the trunk show, we'll have a sneak peak at a few of these treasures and perhaps a few pictures from their current trip to Nairobi. Now, isn't that exciting?!

LIBRARY


DIANE BLACK & JACOBA NEAR

YES, we're still saving ZEHRS tapes!!

Contrary to all the rumours around the City we are still collecting (and will continue to collect) Zehrs tapes. It will just be the *Real Canadian Superstore* tapes that we cannot accept. We have just totalled up \$124,238.92 worth of tapes which will bring the library in \$276.08. Keep up the good work everyone.

BOOK REVIEW

LAUREL MARSOLAIS



Wonderful 1 Fabric Quilts
by Kay Nickols

ISBN: 157-4329367

This book will have you searching fabric shops for border prints – and not just for the border. As the title says – one fabric – striped in various widths like wallpaper, has endless creative possibilities.

The author explains and illustrates how to select fabric (and which designs to avoid), and how the different ways you might choose to cut the fabric will result in very different primary and secondary designs when the pieces are reassembled. The author recommends using a design wall to explore all the variations that are possible for reassembling the blocks.

The assembly instructions are simple, all the quilts are either four-triangle or eight-triangle blocks. The results really are wonderful – just as the title promises.



DOWN QUILTERS' LANE

EVELYN LANE

Out! Out damned spot!!

It's always sad to see a beautiful quilt at a show that is spoiled because the pencil or other markings still show. So here are a few ideas for removing those markings from your quilt.

Pencil marks:

.....try using a special eraser for fabrics which can be purchased at fabric and quilt stores

.....spray the area lightly with hairspray, allow to dry, and rub with a clean gum eraser

.....use a solution of 3 tbsp. alcohol, 1 tbsp. water, 2 drops of liquid dishwashing detergent (yellow, not green). Rinse thoroughly

.....use a wad of quilt batting to rub off white and silver pencil lines without damaging the quilt.

Other marks:

.....the best way to remove the blue markings left by a water soluble pen is to submerge the entire quilt in a very clean bathtub filled with cold water. Leave it there for several hours. Spraying the marks "away" with a plant mister only wicks them into the batting to reappear later. NEVER wash these markings out with laundry detergent as some kinds will set the marks brown permanently

.....the blue marks from commercially stamped kits can be removed at the dry cleaners by a "two-one" treatment with Streetex and Picrin.

.....lines from wax-based chalk pencils may need to be coaxied off the fabric with gentle rubbing with a piece of cloth of the same colour. Colours from one piece of fabric can be rubbed onto another if the rubbing is too strenuous.


.....if you happen to poke your fingers while quilting, your own saliva will remove your own blood. Roll up about 12 inches of thread in a ball and put it into your mouth. Scrub the bloodstain with the moistened ball of thread.

.....hydrogen peroxide also removes bloodstains. The sooner it is applied the easier the stain removes.

.....my favorite marking tool for darker fabrics is a piece of leftover soap; the longer it is left to dry the harder it gets and the thin edge can be quite sharp. And of course, it just brushes out.



HAPPY ANNIVERSARY



March 2008 marks the 17th Anniversary of the Royal City Quilters' Guild. We enjoy the library, workshops, newsletter and speakers we have now thanks to the efforts of those first 16 ladies who met in March 1991 at Evelyn Lane's home. Looking over the list of the 16 founding members, you'll see names that appear in the directory and in the newsletter today. Evelyn shares her knowledge in her "Down Quilter's Lane" column, Joan Hett heads the Community Outreach Committee and others continue to attend and enjoy the meetings.

The Guild has been involved in donating quilts to various community groups and hospitals. One project saw wall hangings donated to St Joseph's Hospital in 2002 to decorate their new building. The wall hangings were displayed at the former St Joseph's building prior to the installation of the wall hangings in the current St Joseph's Hospital. A new recipient of quilts this year is Michael House which received 17+ quilts in December as a result of our 2007 Bee Day held in November.

The Guild's historical records will give you a glimpse of what we've been up to for the last 17 years. Take some time at the March meeting to look through the albums displayed for all to enjoy. Laugh and point at the fashions and hairstyles if you must ...but remember the next page or photo might just be you!

Taken from the
Royal City Quilters' Guild
Historical Records



March 12, 1991

Meeting to discuss the
formation of the Quilter's
Guild for Guelph

The following sixteen ladies met at the home of Evelyn Lane.

Evelyn Lane *	Isobel King *
Bev Morris	Elaine Ellery
Connie McKeand	Shirley Bone
Ann Reynard	Russelle Madigan
Debra-Lee Lloyd-Graham	Shelly Godding
Madeline Levy	Carole Whittaker
Diane Barber *	Kim Surgener
Patricia Pequegnat *	Joan Hett *

* These quilters are currently members.

May is National Quilt Month


Each year the Guild puts on a display of mini and wall hangings at the various Guelph Public Library branches. This is a great opportunity to show the work the members of our guild have completed.



HOW YOU CAN HELP ... In order for this project to be successful, we need members to allow us to display their quilts. Please let me know April 8th if you would like your work displayed. Let me know the size and number of quilts you will make available. Each item must have a hanging sleeve and label. Items that have been in our shows or previously displayed at the libraries **can** be shown again.

All quilts will need to be delivered to my house at 310 Edinburgh Road South on April 29 or 30. Call before you come to make sure I am home. I will bring them to the June meeting for you to pick up or you can pick them up at my house after they have been taken down. Feel free to contact me if you have any questions.

Shelly Palframan 519-824-0768
spalframan14@hotmail.com



WORKSHOPS 2007-2008

KATHY WAGNER & MARILYN WATSON



March 29/08 Still Life Composition

Teacher: Marilyn Clarke

Location: Turfgrass Institute

Time: 9:30 - 3:30

Cost: \$40



Explore free motion stitching as a method of drawing and developing a painterly approach to your still life composition. Instruction will focus on surface manipulation, principles of design and individual expression. Marilyn aspires to challenge her student's creativity and concept development in designing art pieces using textiles.

If you haven't received your list of supplies stop by the workshop table at the back of the meeting hall.

April 26/08

Open A Door To Stitch Witcher



Teacher: Sybil Rampen

Location: Joshua Creek Studio, 1086 Burnhamthorpe Rd. E., Oakville [Try and Carpool.](#)

Time: 9:30 - 3:30

Cost \$40 PLUS \$10 kit fee payable at the workshop

This is an experimental workshop to learn what you can do with sheets of transparent glue: gilding, painting, ripping, trapping, layering, melting, wrapping and inventing. It is an amazing tool.

All supplies will be in the \$10 kit. Sybil suggests bringing along a sketchbook and camera to record ideas and inspiration.



COMMUNITY OUTREACH

JOAN HETT

Comfort Quilts

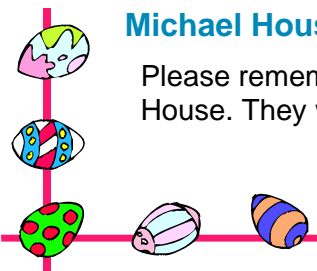
We are starting to shift our attention from block construction to the completion of the quilts that have been started throughout the year. April will be the last month for kits for this year. Please complete all outstanding block kits and bring them to the March meeting. Kits for March and April should be completed and returned at the next meeting.

We will have at least 8 to 10 quilt tops ready for quilting. The backings are made and the batting cut. All we need is you to provide the quilting. It's a great opportunity to practice your machine quilting skills! For those in need of inspiration, we invite you to visit Kathy Wagner's blog at www.kathysquilts.blogspot.com. In her February 7th entry, Kathy describes how one of our Comfort Quilts "whispered" to her about how it wanted to be quilted. We hope that after reading Kathy's blog and seeing the quilt tops that you, too, will be inspired to take one home and let it talk to you!

Michael House Quilts

Please remember to bring in any completed baby quilts for Michael House. They will be forwarded to Michael House.

*Thank you for all your
kind work.*






NOMINATIONS COMMITTEE
 SUE KEUHL



January marked the opening of nominations for next year's Guild Executive. All positions, with the exception of Past President and Past Treasurer, are open to any paid member of the Guild. January also marked the start of recruitment of members to serve on the Executive and the various committees. Volunteers are essential to the success of our group and are the backbone of all organizations including our Guild. Every member of our Guild is invited to participate in its operation by volunteering in some way, be it a big or small contribution. If you feel you have the necessary skills or an interest that would serve the Guild, please consider being a volunteer. If you are interested in volunteering or need more information, please contact Sue Keuhl (519-826-7914 or koolhouse1@rogers.com).

The following is a brief description of the positions of the Executive, Conveners, and their committees.

President: Shall preside over and conduct the general and the executive meetings, and serve as ex officio member to all the committees.

Vice President: Shall assist the President when necessary, and cover any areas not covered by other committees.

Secretary: Is responsible for general correspondence and shall take accurate minutes of proceedings at the executive meetings and the AGM.

Treasurer: Is responsible for all the Guild funds, keeping up-to-date records, and preparing financial reports.

The remainder of the positions are comprised of a convener and committee members.

Program: Is responsible for planning and arranging interesting and varied programs.

Membership: Is responsible for keeping membership lists updated, collecting annual dues and admitting new members.

Workshop: Is responsible for planning and organizing workshops and arranging for facilities.

Publicity: Is responsible for publicizing guild meetings and workshops, and other events as necessary.

Newsletter: Is responsible for preparing and distributing monthly newsletter to all Guild members.

Social: Is responsible for arranging for snacks at select guild meetings.

Special Projects: Is responsible for organizing special events/activities as requested by the executive.


Librarian: Is responsible for the operation of the Guild library, and the recommendation of new purchases to increase the library's inventory.

Historian: Is responsible for the written and pictorial history of the Guild.

Community Outreach: Is responsible for the co-ordination of Comfort Quilts to the Pediatric Sexual Assault Unit at the Guelph General Hospital and Quilt Bee Day projects.


Website: Is responsible for overseeing and updating the website.





BLOCK OF THE MONTH

Purse Challenge



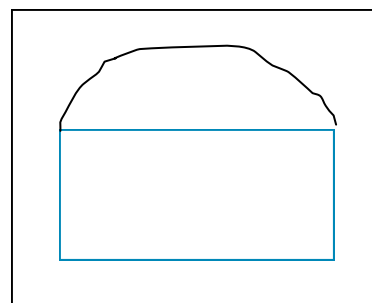
In honour of the 17th Anniversary for the Royal City Quilters' Guild, we are issuing a challenge to create a block with turquoise. The turquoise can be the background or purse, fabric, thread, beads, buttons, yarn; anything that strikes your fancy. For this month, participants will be eligible to win all the blocks as well as prizes for best use of embellishment. So be creative and win a prize!

Background fabric – 9" square

Purse fabric – 3.5" x 6" rectangle (or any shape you desire)

Handle – can be fabric, yarn, cord, rick rack, beads, etc

Embellishments – beads, sequins, fabric, yarn, anything that suits what you'd like to create



Put your handle under the purse shape, appliqué or fuse the purse shape to the background. Embellish (not shown) as desired.

This purse shape is a starting point. You are encouraged to make the purse any shape you like, embellish with whatever you desire and use turquoise to tie it all together. Take a look in your closet or through a fashion magazine for inspiration.

One idea is a dressy clutch purse. Fold purse rectangle in half to give a 3.5"x3" block. Cut side at an angle, open to reveal a purse 6" wide at the bottom which tapers to approximately 5" at the top. Crochet gold cord or embroidery floss to appear like a chain link handle or use a broken necklace. Try a funky button as a clasp.



Another idea is a summer straw purse with leather lower corners. Use light and dark neutral tone on tone fabrics. Sew 1.5" triangles of dark fabric at the bottom 2 corners of light fabric. Round all 4 corners. Consider a gold or dark handle.

Any questions? Need help? Call Nancy McNab 519-856-1084 or Barbara Jordan 519-837-0818.



A QUILTER'S CALENDAR



March 4 - April 11 "Fusion" Greenwood Group Show. Greenwood Quiltery, 275 Woolwich St., **Guelph**. Hours of operation are Monday to Wednesday and Saturday 10:00 - 5:00. Thursday and Friday 10:00 - 6:00. Closed Sundays.

March 28-30 "Quilt Fever 2008" Neilson Park Creative Centre, 56 Neilson Drive, Toronto (**Etobicoke**), Ontario. Fri 10-6, Sat 10-6, Sun 10-4. Quilts, vendors, boutique, tearoom, raffle quilt, and challenge blocks. Ample free parking. Etobicoke Quilters' Guild. Contact Virginia Rothwell vrothwell@beardwinter.com

April 1 - June 30 Joan Hug-Valeriotte will be the Artist-in-Residence at the old mill Quilt Gallery in **St. Jacobs**

April 11-12 "DOTS are HOT" Quilt Show 2008. Calvary Pentecostal Church, 1241 Hwy #3 E, **Dunnville**, ON. Fri 10-8. Sat 10-5. Adm \$5 Presented by Dunnville's Own Tiny Stitchers. Info: (905) 774-3626 dunnvillequiltguild@hotmail.com

April 24-26/08 "Piecemakers 2008" Pyramid Recreation Center 317 James St. South, **St. Marys** Ontario. Thurs 10-5 Fri 10-7 Sat 10-4. Adm \$5 Huron Perth and Stonetown Quilters Guilds Brenda Miller 519-245-3923 email millbr@sympatico.ca

April 25-26 "SYMPHONY OF QUILTS" Maple Baptist Church, 17 Maple St. **Georgetown** ON. Fri 10-8:30 Sat 10-4. Adm \$6. Halton Hills QG judymquilts@sympatico.ca

April 25-27 CreativFestival International Centre, 6900 Airport Road, **Mississauga**, ON. Fri 10-8, Sat 10-6, Sun 10-5. Adm \$15 or \$12 (60+) Seminar, demos, workshops, shopping and more! Lots of information at www.csnf.com (By the way the Guild bus trip was cancelled due to low numbers)

MARK THE DATE: The June meeting of RCQG will be the ever-popular 'SHOP HOP'. We're in the final stages of booking our vendors, so wanted to give you an advance notice to start saving by putting some 'stash' money aside and making space for some new 'must-have' fabrics!



From the Editor—Cheryl Wallace

Thank you for your submissions.

Reminder - Bring next month's articles to the Guild meeting or e-mail them to RCQGnews@gmail.com

Inclement Weather



In case of inclement weather please listen to the Guelph Radio Stations for an announcement of the cancellation of the meeting.
CJOY - 1460 AM or MAGIC - 106 FM

You may also check out their websites at www.cjoy.com or www.magic106.com

Our guild website, www.royalcityquiltersguild.ca will also list any cancellation. If you are ever in doubt, contact Barb Jordan or Nancy McNab

Executive Meeting

March 18, 2008

7-9:30 pm

Co-operators Building