



Royal City Quilters' Guild



December 2007



January 2008

Next Meetings:
Tuesday, Dec. 11, 2007
Tuesday, Jan. 8, 2008

**Three Willows United Church,
577 Willow Road, Guelph**

6:45 Doors Open
7:00 Welcome
7:15 Speaker
8:15ish Break
8:30 Announcements &
 Show and Share



Meeting Checklist December

- ✓ Beading Needle and Felt or velvet for Ornament (see pg. 2)
- ✓ Deli and Bake Sale Donations
- ✓ Money for Deli and Bake Sale

Both Months

- ✓ Name Tag
- ✓ Mug
- ✓ Zehrs/Ultra Tapes
- ✓ Canadian Tire Money
- ✓ Show & Share Items
- ✓ BOM/comfort quilts



Greeters:

December: Susan Knabenschuh
January: Liz Honegger, Nancy Wells

Treat Providers:

December:
Remy Heard, Mary Gray, Daphne McCullough,
Mary Howlett Nero, JoAnne Oldridge

January:
Susan Harrington, Jackie James, Kathy Wilson,
Anne Peters, Jane Berberich, Joanne Harrison



Issue Highlights

President's Message	page 2
December Program	page 2
January Program	page 3
Block of the Month	page 7
Members Directory	page 8
Calendar of Events	page 9

Contact Information:

President: Barbara Jordan 519-837-0818

Vice President: Nancy McNab 519-856-1084

Secretary: Anne Smith 519-833-9577

Guild Treasurer: Frankie Poxon 519-837-0185

P.O. Box 24030, Bullfrog Postal Outlet, Guelph, Ontario N1E 6V8

www.royalcityquiltersguild.ca



PRESIDENT'S MESSAGE

It must be the chill in the air and the snow on the ground which makes me think it's time to stay inside and sew. Or maybe it's the approaching deadline of December 25? Regardless, I know I can pick up a few items at the Annual Deli and Bake Sale during the break of our December 11 guild meeting. I eagerly anticipate what tempting items will be donated by our members and what books or magazines are awaiting new owners. I use the bid-often strategy with the silent auction, you just never know what will be there!



We will be creating beaded items during the program section of the guild meeting. It is always enjoyable to spend time at night working on something to take home. Of course it will give us an excuse to visit while we bead, definitely a win-win situation.

Nineteen star blocks were received for November's Block-of-the-Month. Thanks to everyone who made one or more. Congratulations to Judy Taylor, Joanne Ariss and Carol Puncheon on winning participation prizes. Take note of both the December and January blocks in this double issue of the newsletter. We will publish the next newsletter in February.

Happy Holidays and all the best in 2008!

~Barbara

President
519-837-0818




PROGRAM

CHERYL COWAN
RUTHANNE FINNIGAN

December is that festive time of year when we share time and camaraderie with family and friends. December's guild meeting will kick off the season in style as Kristy Finnigan guides members through the steps in making a beaded Christmas snowflake ornament.

Kristy is a new member of our guild and has been crafting since she could hold scissors. She has a wide variety of creative skills especially in the areas of beading and sewing. When Kristy was about 18, her mother began quilting and no longer had time to make Kristy's clothes. Having been used to custom-made originals, Kristy took up the challenge and began designing and creating her own wardrobe. This flair for design quickly moved from clothing to quilts (her mother's influence of course) and more recently into creating soy candles and custom jewelry.

The beaded snowflake pattern Kristy is sharing with us at our December meeting can be used with various size beads to create many different effects. We will be using size 6 beads to create a snowflake large enough for a coaster or tree ornament. Using size 10 beads, the snowflake can easily be attached to a brooch or used as embellishment on a Christmas quilt!



NOTE: The program committee is providing each member with a kit containing instructions, beads, and Nymo thread. **We are asking each member to bring a beading or regular sewing needle (to thread the beads) and a piece of felt or velvet for your work surface (this prevents the beads from rolling away from you!).**

See you December 11 for an old fashioned crafters evening of friendship, fun, and festivity!



PROGRAM FOR JANUARY



January brings a special treat for our group. One of our own favourite "in-house" members will be presenting a trunk show of her very special quilts. Helen Martin is well known for her fine work and has been a member of our Guild almost from its inception. Many of us will remember that at our last show, Helen's bowtie quilt took not one, but three awards. She has always enjoyed handwork, especially applique, and quilting was a natural extension of her talents when she started making quilts in the 1970s.

Helen's love of quilting has expanded into discovering the stories behind the quilts. Helen writes: "I inherited several antique quilts and tops over 30 years ago, but did not realize my passion for old quilts until many years later when my mother told me the story of her wedding quilt. Since then, I have learned the stories of early quilts and tops. Now I try to find out the stories of the quilts I collect. Even if no one is able to give a verbal history of a quilt, it can tell its own story through its fabrics, batting, colours, binding and even the thread it is sewn with. I encourage everyone to collect and document the stories of their family quilts before there are no longer any storytellers left." Following Helen's presentation, we will all rush home to spend cold winter evenings writing the stories of our quilts for our children and grandchildren!



HAND STITCHING GROUP

Is there anyone interested in forming an evening hand stitching group? If so, please e-mail Lisa Burkhardt-Jones at burkhardt.jones@rogers.com Or Liz Honegger at elizhon@rogers.com




BOOK REVIEW LAUREL MARSOLAIS

Hard Times,
Splendid Quilts:
a 1930s
Celebration:
Paper Piecing
from the Kansas
City Star

by Carolyn
Cullinan
McCormick

**ISBN: 978-
1933466132**



The author takes quilt patterns originally published during the Depression in the Kansas City Star and adapts them to modern paper piecing methods. It is not difficult to imagine the pleasure these cheerful patterns brought to women whose lives were a dreary struggle with poverty.

The author provides foundation patterns for the twenty blocks in ten inch for standard quilts and four inch blocks if you would like to try a miniature quilt or wall hanging.

The gallery of ideas presents the blocks in a variety of settings, either as sampler quilts or wall hangings and quilts made with a repeated block.

You may choose to use pastel reproduction fabrics and recreate these blocks with their original 1930s look, or update them using batiks or modern prints. Either way, you'll enjoy experimenting with the possibilities





LIBRARY

DIANE BLACK & JACOBA NEAR

Thank you to everyone who took part in last month's raffle draws. The Library took in \$225 which will be spent on new books. Congratulations to our three prize winners, Denise Bolton, Catherine Johnson and Cynthia Gedye.

Don't forget about the annual


Bake and Deli Sale coming in

December. Everyone will be looking forward to picking up a little something to try. Remember, it does not have to be fancy baking – pickles, relish, mixes are included as well. Please mark the requested price on the package. Correct change would be appreciated.



The following books have been purchased: **A Taste of NapaValley** by Patti Carey; **Memories & Milestones** by Debbie Mumm; **Quilt Revival** by Nancy Mahoney; **Make Mine to Go** by Barbara Finwall; **Slice 'em & Dice 'em Quilts** by Nancy Brenan Daniel; **Four Seasons of Calendar Table Toppers** by Lynette Jensen; **Treasured Quilt Album** by Ruth Jensen, and **Log Cabin Quilts Unlimited** by Patricia Cox.

We hope to see everyone and their baking at the December meeting.




DOWN QUILTERS' LANE

EVELYN LANE

Back in the day (before some of you were born!) we did most of our sewing using black or white thread with only the occasional hunt for matching thread for very special projects. How times have changed! Today we're presented with a veritable rainbow of colours and thread types so it is no problem matching thread to fabric. But what do we use with the multicoloured prints in our quilts?

Welcome to the world of neutrals - those threads that seem to just disappear into the fabrics! Just as in fashion or home decor, neutrals support the finished article quietly and unobtrusively. And the greatest of these are the grays which come in a wide variety of values - light to dark. Using a different value on the spool and the bobbin gives even better blending.

But we are not limited to the grays - khaki, brown, and even dark green frequently work very well on dark prints. On lighter prints we can use the old stand-by off-white but I have found the pale colours - yellow, pink, mauve etc often work even better. I discovered this by accident when I ran out of the off-white one night. So if you don't have a variety of these colours you might want to stock up on some of them so you have a greater choice when auditioning threads for your latest project.

A couple of more thread tips: Thread needles with the leading end of the thread as it unwinds from the spool which takes advantage of the natural twist of the thread. Clip thread at an angle to help it pass more easily through the eye of the needle.

Holiday tip - The long cardboard wrapping paper tubes make a great way to store wall hangings and avoid fold lines. If you are using them for long-term storage you might want to cover the rolls with acid-free tissue or foil.





WORKSHOPS

KATHY WAGNER & MARILYN WATSON



Check the workshop table for supply lists for upcoming workshops!!

January 5/08 Quilted Jacket

Teacher: Sandra Thomas

Location: Turfgrass Institute

Time: 9:30 - 3:30

Cost: \$40 Non-Guild Members Welcome for only \$45

The Asian Harmony jacket is made of strip sets that we can design as we go. Rectangles are used along with a strip set for the back and the sleeves are balanced with a strip set down the center surrounded by rectangles. A great way to keep comfy in the upcoming winter. This beautiful jacket uses a sweatshirt as a pattern - but you'd never know it by looking at it!! Imagine all the places you can wear it. **Think of all the compliments you'll receive!**



Feb 2/08 Turn Your Own Designs into Reality (a perfect follow-up to Oct.07 Guild Meeting)

Teacher: Sandy Simmelink

Location: Triangle Sewing Centre

Time: 9:30 - 3:30

Cost: \$40

The class will focus on excellence in quilt design, colour, balance, ideas and features a working class using Sandy's award winning quilts for inspiration. Students come with some of their own ideas, drawings, pictures or anything that inspires them. Design boards, books and displays are used and students are given a full set of handout notes. Drawings and ideas are thought out

March 29/08 Still Life Composition

Teacher: Marilyn Clarke

Location: Turfgrass Institute

Time: 9:30 - 3:30

Cost: \$40

Explore free motion stitching as a method of drawing and developing a painterly approach to your still life composition. Instruction will focus on surface manipulation, principals of design and individual expression. Marilyn aspires to challenge her student's creativity and concept development in designing art pieces using textiles.

FULL

April 26/08 Open A Door To Stitch Witchery

Teacher: Sybil Rampen

Location: Joshua Creek Studio, 1086 Burnhamthorpe Rd.E., Oakville

Time: 9:30 - 3:30

Cost \$40 PLUS \$10 kit fee payable at the workshop

This is an experimental workshop to learn what you can do with sheets of transparent glue: gilding, painting, ripping, trapping, layering, melting, wrapping and inventing. It is an amazing tool.

FULL

There are still some spaces left in the January and February workshops!!

The RCQG subsidizes these workshops and they offer excellent value with talented instructors. Visit the Workshop table at the back of the meeting hall to see samples and sign up for your choice(s). Cash or cheques are accepted at registration.






COMFORT QUILTS

Thanks to all those who continue to make blocks to donate and to those who are completing the kit blocks. Please remember to return the blocks at the next meeting. We are still waiting on 2 or 3 blocks from both September and October and can't continue with the tops until we receive them all. We are still looking for volunteers to help piece the blocks into tops. If you can help, please see us at the Community Outreach table. We would like to thank Patti Carey and Northcott for the donation of a box of fabric for this project. Watch for this fabric in upcoming kits!

BEE DAY 2007

Many thanks to the 18 ladies who participated in Bee Day 2007. This year, we made nine-patch baby quilts for Michael House. We are hoping to have a representative from Michael House receive these quilts at the January meeting so it would be great to have as many as possible completed by then.



I'd also like to thank Diane Barber for her donation of a large quantity of fabric that will be used for the Michael House project.

We are planning on doing "Bee Days" on a smaller scale in the new year to work on assembling the comfort quilts. Details will be provided at a later date, but we hope you will join us for some fellowship and fun, all for a great cause.



Members to be added to the directory:

Carol Brown
353 George St. N. Unit 2
Cambridge, ON N1S 4X4
519-267-3374 carolruse@yahoo.ca

Cathy Kidston
73 Beirnes Court
Fergus, ON N1M 3V4
519-843-3704 kidston@sentex.net

Karen Levenson
107 Bagot St. Unit 202
Guelph, ON N1H 8H5
519-821-6163

Elfrieda Parkyn
24 Cambridge St.
Guelph, ON N1H 2T9
519-824-0564 eparkyn@rogers.com

Christine Saracino
89 Raymond St. Apt. 404
Guelph, ON N1G 3S5 519-822-9248
christine.saracino@sympatico.ca

Susan Tremaine
30 Glenmorris St.
Cambridge, ON N1S 2Y2
519-622-7952 sbtremain@yahoo.ca

Corrections:

Near, Jacoba, not Jocoba

Valeriete, Kay email should be
mkvaleriete@worldwithoutwire.net

Susan Martin: new email:
susanmartin@xplornet.com





BLOCK OF THE MONTH

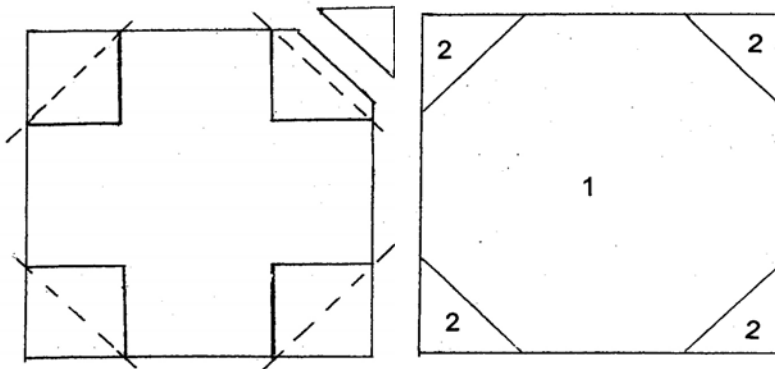
DECEMBER • SNOWBALL

Traditionally the Snowball block is white or off-white. Since these blocks will become quilts for donation to the Community Outreach Committee, we suggest stripes, polka dots, tone on tone or a solid which will look more like a ball kids would kick around the playground.

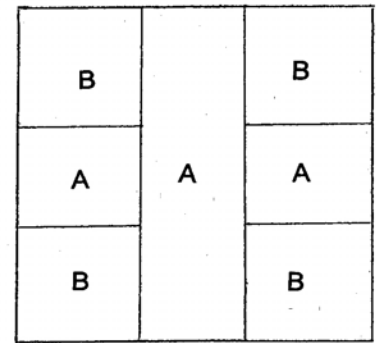
Colour 1 – an 8" square of bright stripes, polka dots, tone on tone or solid

Colour 2 – four 2.5" squares in medium or dark which contrast with colour 1

Draw a diagonal line on the wrong side of the 2.5" squares. Place a 2.5" square on a corner of the 8" block, sew on the drawn line. Trim the seam allowance to ¼", press triangle created toward the corner, repeat for all corners. Refer to diagram for placement. Trim block to 8"x8".



December



January

JANUARY – X BLOCK

It may look like a plus sign (+) now but imagine it on-point and you'll see the X appear. Put this block with the Snowball from December and you've got Xs and Os (or hugs and kisses). We hope for lots of colour and lots of blocks to put together a Hugs and Kisses quilt which any child or young adult would be happy to wrap themselves in.

Colour A – one 3"x8" strip, two 3" squares (all the same dark tone or pattern)

Colour B – four 3" squares in medium or light in contrast to colour A

Sew together 3" squares to form a row of B, A and B strip, refer to diagram for placement. Repeat with remaining 3" squares. Sew 2 pieced strips on either side of 3"x8" strip. Press seams to dark colour. Trim block to 8"x8".

Each block donated enters you into the draw for participant prizes.

Any questions? Contact Nancy McNab 519-856-1084 or Barbara Jordan 519-837-0818.



MEMBER DIRECTORY OF SERVICES

Ruthanne Finnigan 519-822-9805

Needles

rfinnigan@rogers.com

Long-arm machine quilting of custom quilts, baby quilts and wall hangings.

Diane Barber 519 846-0200

Raspberry Lane 46 Mill St. W.Elora, Ont
open 11:30 - 5 Wed. to Sun. weather permitting

Gifts & quilter's fabric boutique. Currently 10% off premium cottons and 20% off on batiks. Fabric starting at \$6/m.

Gloria Longshaw 519-821-1844

Glorious Catering

E-Mail blong@santex.net

Grandma's cooking at yesterday's prices. Specializing in Anniversaries, Birthdays, Showers, Suppers, Meetings and Custom Baking.

Joan F. Hug-Valeriotte 519-836-9388

Studio Teacher and Quilt Artist

HORIZONS

1968 Gordon St. (New - summer 07)

Guelph, ON N1L 1G6

Web site: www.horizonsquilting.ca

Email: jhugval@sympatico.ca

I do long-arm quilting, and commissions for art quilts, wall-hangings, bed quilts, etc, as well as teach quilting classes to adults and to children in elementary schools as part of the Visiting Artists in Education program of the Ontario Arts Council.

Kathy Wagner 519-653-1061

I teach quilting classes covering topics such as machine quilting, hand beading, foundation piecing, fabric painting (with Setacolor paints), miniature quilt making and enhancing creativity. I am also available for guild lectures and provide three different trunk shows.

Visit my blogs at:

Quilting blog: <http://kathysquilts.blogspot.com/>

Beading blog: <http://kathybjp.blogspot.com/>



Norah McGuire-MacLeod 519-220-1248

Sew Little Time

1653 Franklin Blvd.

Cambridge, On N3C 1P4 Saturday, Sunday or by appointment

Email sewlittletime@santex.net

Web site: www.sewlittletime.7p.com

Sew Little Time carries a great selection of fabrics from Northcott Silks, George Courey, and Contemporary – 100% cottons; Patterns from Just It Distributors and from the fabric companies. I am also available for individual instructions on how to get started, fabric colour selection, quilting designs and machine quilting.

Nancy McNab 519-856-1084

Tapestry & Tassels

Soft furnishings - including all things done on the sewing machine for the home. All types of window treatments, duvets, pillows, shams, bed skirts, table clothes etc.



Frankie Poxon 519-827-1550

Stitch Niche 84 Norfolk

Yarn Store

Sandra Thomas 519-823-0096

Creative Quilting with Sandra

134 Rickson Avenue

Guelph, On N1G 4V5

Fax: (519) 823-1068

Email: quiltingwithsandra@rogers.com

I offer a wide range of quilting and sewing classes in my studio and quilt shops in the area that include foundation piecing, machine appliqué and quilting, crazy quilting, Sashiko, wearable vests and jackets, etc. to children, teens and adults. I also do trunk shows of my quilts and garments, commissions, offer catered weekend retreats and offer short arm machine quilting.

Chris Tuck 519-855-6209

Tucked In Quilts

Fabric Artist

Specializing in Long Arm Machine Quilting

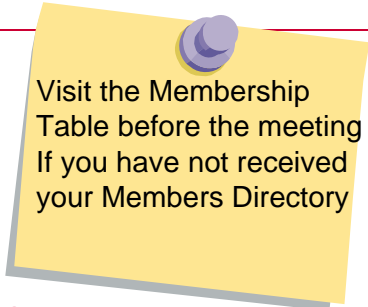


A QUILTER'S CALENDAR

December 3 - 31 "Retrospective" by Renske Helmut will be held in the Gallery at Greenwood Quiltery, 275 Woolwich St., Guelph. A selection of Renske's work throughout the years, including her landscapes. Hours of operation are Monday to Wednesday and Saturday 10:00 - 5:00. Thursday and Friday 10:00 - 6:00. Closed Sundays.

December 22/07 - January 27/08
Burlington Fibre Arts: **FIBRICATIONS**. F.R. Perry Gallery, Burlington Art Centre, 1333 Lakeshore Rd at Brock, Burlington, ON. Mon-Thurs 9-10, Fri-Sat 9-5 Sun 12-5. Show will provide visitors with a glimpse into the fibre arts/quilt art creative process through the exhibition of sketchbook and/or simple work alongside finished pieces. For more information call (905)632-7796 or visit the website www.burlingtonartcentre.on.ca

January 16 - February 29, 2008 "A Painter's Palette" by Koigu will be held in the Gallery at Greenwood Quiltery, 275 Woolwich St., Guelph. A selection of articles from the Koigu collection. Hours of operation are Monday to Wednesday and



Visit the Membership Table before the meeting
If you have not received your Members Directory

Inclement Weather




D e e t t e a n d
B a k e S a l t e

*Remember your donations and/or money.
Library, Membership and Workshops will not be open during the break so that everyone can partake in this now famous event!!!
Only at the December Meeting*



ABOVE ALL* WATCH WITH GLITTERING EYES THE WHOLE
WORLD AROUND YOU* BECAUSE THE GREATEST SECRETS
ARE ALWAYS HIDDEN IN THE MOST UNLIKELY PLACES*


***ROALD DAHL



BEE DAY PHOTOS



Whatever
you can do,
or dream
you can do,
begin it.
Boldness has
genius, power
and magic in it.
~Goethe~



Wearable art
wanted for
consignment for
new Elora gift and
fabric boutique.
Jackets, vests or
bags. Also
beaded work and
felted pieces. All
price and size
ranges. Please
call Diane Barber
519 763-2996 or
519 846-0200.

From the Editor—Cheryl Wallace
Thank you for your submissions.
Reminder - Bring next month's articles to
the Guild meeting or e-mail them to
RCQGnews@gmail.com



Executive Meeting
January 15, 2008
7-9:30 pm
Co-operators Building