

Royal City Quilters' Guild


November 2007



November Meeting Tuesday, Nov. 13, 2007

Three Willows United Church,
577 Willow Road, Guelph

6:45	Doors Open
7:00	Welcome
7:15	Speaker
8:15ish	Break
8:30	Announcements & Show and Share



Meeting Checklist

- ✓ Raffle Ticket Money
- ✓ Name Tag
- ✓ Mug
- ✓ Zehrs/Ultra Tapes
- ✓ Canadian Tire Money
- ✓ Show & Share Items
- ✓ Newsletter Submissions
- ✓ Workshop Fees
- ✓ Membership Fees



Thanks to

November's Greeters:

Isobel King Jean Julian

Treat Providers:

Loralei Stinson Sandy Campbell
Audrey Vrooman Muriel McGibbon
Cynthia Gardner Judy Yarmey



Issue Highlights

President's Message	page 2
Program	page 2
Library	page 3
Workshops	page 5
Block of the Month	page 7
Calendar of Events	page 8

Contact Information:

President: Barbara Jordan 519-837-0818 **Vice President:** Nancy McNab 519-856-1084
Secretary: Anne Smith 519-833-9577 **Guild Treasurer:** Frankie Poxon 519-837-0185
P.O. Box 24030, Bullfrog Postal Outlet, Guelph, Ontario N1E 6V8

www.royalcityquiltersguild.ca



PRESIDENT'S MESSAGE

By the time we meet again on November 13th, the annual Guild Bee Day will be over. I have great memories of going to my first Bee Day not so long ago when I was new to the Royal City Quilters' Guild. I thought it was high time I actually worked on a quilt as part of a quilt guild and I wanted to get to know other members. It was a great day, we laughed, ate, learned, sewed and thoroughly enjoyed ourselves. I made lasting friendships that day and look forward to Saturday, November 10th to meet new friends. If you didn't get a chance to sign up and can spare an hour, a morning or afternoon, consider coming to the Bee Day. Look for details on Bee Day further in the newsletter. Note the new location: Dublin Street United Church.

Thank you to the members who turned in blocks for the Block of the Month in October. We received 22 blocks which were given to the Guild's Community Outreach Committee. These blocks will be the start of a quilt top which will be donated to the Sexual Assault Clinic at the Guelph General Hospital. Congratulations to participation prize winners Joanne Ariss, Diane Black and Judy Eckhardt. Didn't get your block done for October? It was a little small or too big or wonky? Every square will be gladly accepted and put to use so bring your square(s) to the November guild meeting. Each block donated enters you into the participation draws.

We've been invited to the Guelph Public Library! Look for details in the newsletter on a trunk show and lecture by our very own members upcoming at the Main Branch of the GPL to help promote our guild and interest members of the public to attend a guild meeting.

Have you ever wondered about a full time job at a fabric manufacturer? I think our November speaker, Patti Carey, must pinch herself every day to make sure she's not dreaming or at least that's what I'd do if I worked at Northcott. I have seen Patti's name in advertisements, on patterns and in connection with anything regarding Northcott, how wonderful to have her spend an evening with us in November.

Hope to see you at Bee Day and at the Guild meeting. ~Barbara



PROGRAM

CHERYL COWAN
RUTHANNE FINNIGAN

I spent a few hours browsing the shelves of some Niagara region quilt shops, this past weekend. It was a fascinating adventure – not only because the drive was quite scenic and the stores filled with different 'treats', but because my traveling companion was my husband. What made it even more unusual was that he'd been the one to suggest the outing and he even accompanied me INTO the stores! I'm sure it was pure curiosity that got the better of him, after all how much more fabric could I possibly need? (He's moved my stash a couple of times this summer.) After a couple of stops, he finally asked, "There's a lot of fabric - how do you know what's the good stuff?" I think I muttered something about brand names, but I was out of my depth to go much further. Afterwards, I couldn't stop wondering: how can you really tell?



Enter Patti Carey, Marketing Co-ordinator for Northcott Silk in Woodbridge. She has been heading up the sample department there for a little over twenty years. Patti is going to help provide some insights into the production process – from design to printing – that dictate the quality of the finished fabrics that are destined for our quilts. Patti is an avid quilter and attempts to make a quilt from each collection that Northcott designs – approximately 60 per year. She is a regular contributor to 'THE QUILTER' magazine and has had her projects published in several other quilting magazines as well. She'll be bringing along a selection of the quilts that she has made using Northcott collections and is very happy to address your questions on fabric.

I'll be making lots of notes – little tidbits to share with hubby on his next venture into quilt shop-hopping – after all, he owes me a few to make up for all those visits I've made to those golf stores!



LIBRARY

DIANE BLACK & JACOBA NEAR

The Library is holding a raffle in November with 3 prizes to be won. You will be able to buy your tickets before the meeting and during the break for \$2 each or 3 tickets for \$5.

If anyone has any suggestions for new books, please let us know. A suggestion box will be placed on the Check-in table for any suggestions you may have.

Royal City Quilters' Guild - Standing Rules

1. Guild general meetings will be held on the second Tuesday of each month from September to June.
2. Annual membership fee will be \$34 per person. New members joining on or after February 1st will be charged a prorated fee of \$17 for the balance of the term.
3. Guest fees for general meetings will be \$5 per guest and determined at the discretion of the Executive for those meetings which include a special guest speaker.
4. The Guild bank account will be at the TD Canada Trust at Edinburgh Marketplace, Guelph.
5. All Guild cheques will require two signatures – the Treasurer, plus either the President or the Vice-President.
6. The Nominating Committee will function all year. Prospective Executive members will commit to attend the majority of Executive meetings.
7. Canadian Tire money will be collected and used towards the purchase of miscellaneous supplies (e.g. extension cords, irons, teapots, etc.).
8. Monies received from the collection of Zehrs and Ultra Food grocery tapes will be used for the purchase of books and supplies for the Guild library.
9. The cost for an annual subscription to the Guild newsletter will be one-half the cost of a full Guild membership.
10. Guild members teaching workshops for the Guild will be paid a minimum of \$25.00 per hour.
11. Fees for Guild workshops will be established by the size and cost of running the workshop.
12. Members who do not renew their membership by the October meeting will be dropped from the mailing list.
13. Paid advertisements will not be run in the Guild newsletter.
14. Minutes of the Executive meeting will be sent to the President, the Vice-President and Newsletter Chairperson within seven days following the Executive meeting.
15. A quorum for the transaction of business at the Executive meeting shall be 50% plus one of the elected officers of the Guild.
16. The immediate Past President, in conjunction with the Secretary, shall revise and update the Guild Standing Rules annually and will have this revision completed by the October Executive meetings so that they can be published in the November newsletter.
17. At the beginning of each programme year, the Executive will approve a budget for each committee to use in carrying out their Guild responsibilities. If additional funds are required throughout the year, the Committee Convenor must apply to the Executive for approval.
18. If a speaker is selling merchandise, the Guild will not pay mileage or a speaker's fee. However, an honorarium may be given to a vendor/speaker at the discretion of the Executive. The contract/letter sent to a speaker (who is not a vendor) will stipulate the mileage amount to be paid, which the speaker will have agreed to at the time of booking.
19. While Guild Bylaws state that all positions shall be for a period of one year commencing on June 1st of each year, it is understood that outgoing committees shall remain responsible for the June meeting and the incoming committee shall assist.
20. The position of Past Treasurer has been created in the event the current Treasurer is unable to carry out her duties. The Past treasurer does not have signing authority and only attends Executive meetings when the Treasurer is absent.
21. Sympathy and get well cards will be sent by the Secretary at the discretion of the Executive.
22. Major motions passed at the executive meetings which affect Guild members will be published on a regular basis in the Guild newsletter.
23. The Guild will have a post office box in a central location. Continued on page 6.



BOOK REVIEW

LAUREL MARSOLAIS

Seven Sisters - New Quilts from an Old Favorite

American
Quilter's Society

ISBN: 978-
1574328752



This book presents the results of an annual quilting challenge sponsored by the Museum of the American Quilter's Society that links the past to the present. The 2005 challenge was to design a quilt based on the Seven Sisters block. The original block is a hexagon made up of diamonds dating from 1845. Familiar variations of this block include "Tumbling Blocks" or "Grandmother's Flower Garden"

The results reveal what happens when geometry meets creativity and inspiration. The quilts entered were judged on design, use of materials, interpretation of theme and technical excellence. The book showcases 18 quilts, designed and executed by quiltmakers from around the world. Each quilter reveals their inspiration and the steps from idea to completion.

If you enjoy a challenge, or want to take your quilting beyond the printed pattern, this book will provide you with the direction and encouragement to move forward.



This is the eleventh book in this series which also includes new interpretations of old favorites including Log Cabin, Storm at Sea, Tumbling Blocks, Mariner's Compass. Information about the Museum can be found at www.quiltmuseum.org

Website Update

<http://www.RoyalCityQuiltersGuild.ca>

To access the Newsletters online there is a new User Id and Password. These will remain the same until November 2008. They are:

Userid: patch
Password: work

Please enter the userid and password using lowercase letters in the login panel. If you have any problems please use the "Contact Us" page of the



website and choose "Webmaster". You do not have to receive the newsletter by email to be able to access this website. You do, however, need to be a paid current member.

DEVELOPMENT GROUPS

You were wondering about the Guild's Development Groups.....

Last year, 2006—07, two new groups were formed, the Charm Club and Meet to Complete. In addition, Hand Stitching, Meet To Complete, 2 Block Buddies, and the Friendship groups continued to meet from the year before.

This year, 2007-08, we are hoping to form new Block Buddies, Charm and Meet to Complete groups. All the groups from previous years will continue as well.

We are still looking for members for the new groups i.e. Charm Club, Block Buddies and Meet to Complete groups. These interest groups are set up to provide opportunities for friendship, fun and skill building. If you are interested in joining any of these three new groups, please call any one of the Committee as soon as possible.

Liz Honegger	519-821-1718
Shelly Palframan	519-824-0768
Lana Phillips	519-822-9302
Cindy Schwan	519-836-5319

DOWN QUILTERS' LANE

EVELYN LANE

There is an ongoing debate among the quilting pros on the subject of pre-washing our fabrics (we use to call it pre-shrinking). Personally I pre-wash everything since I rarely know ahead of time where it will be used. Others, usually appliquers and hand piecers, prefer to work with the slightly stiffer unwashed fabrics.

If you pre-wash you can minimize the ravels and tangled threads by taking a diagonal snip from each corner of the fabric piece. Or, like my sister, you can serge the raw edges before washing. Either of these methods also provide an immediate sign that the fabric has been washed - beats the piece of masking tape I used to use. For those fabrics that lose body when washed a light touch of spray starch will restore crispness for hard-to-manage fabrics.



Some other tips and tricks for fabric use:


- * To determine the grainline of fabric which no longer has selvedge, firmly grasp the fabric in two hands and tug. Lengthwise grain responds with a loud "snap", while crosswise grain gives a lower-pitched "thud". I have also found there is more stretch crosswise - which explains why we should use the lengthwise for our bindings.
- * To test for fabric content pull a few threads loose and set them on fire; natural fibres such as wool and cotton will burn, man-made fabrics such as polyester etc. will not burn but will melt.
- * Iron freezer paper to the back of fabric you plan to sign for labels or friendship-style blocks to stabilize the fabric and make writing easier. It also works for stiffening fabric to put into the typewriter or printer.



WORKSHOPS 2007-2008

KATHY WAGNER & MARILYN WATSON

Workshops are filling up quickly, so register soon. The RCQG subsidizes these workshops and they offer excellent value with talented instructors. Visit the Workshop table in its new location at the back of the meeting hall to see samples and sign up for your choice(s). Cash or cheques are accepted at registration.



Feb 2/08 Turn Your Own Designs into Reality

(a perfect follow-up to Oct.07 Guild Meeting)

Teacher: Sandy Simmelink

Location: Triangle Sewing Centre

Time: 9:30 - 3:30

Cost: \$40



The class will focus on excellence in quilt design, colour, balance, ideas and features a working class using Sandy's award winning quilts for inspiration. Students come with some of their own ideas, drawings, pictures or anything that inspires them. Design boards, books and displays are used and students are given a full set of handout notes. Drawings and ideas are thought out and templates started. No sewing machine required.

December 1/07 Paper Piecing

Teacher: Denise McKenna

(creator of Meadow Lily Bridge Quilt Designs)

Location: Turfgrass Institute

Time: 9:30 - 3:30

Cost: \$40

Denise will teach us everything we need to know about paper piecing. In the morning, she will review all the basics of paper piecing, including several ways of solving common problems. In the afternoon we jump into advanced paper piecing. This is a great class to make some last minute Christmas gifts, while developing our piecing skills.

March 29/08 Still Life Composition

Teacher: Marilyn Clarke

Location: Turfgrass Institute

Time: 9:30 - 3:30

Cost: \$40



Explore free motion stitching as a method of drawing and developing a painterly approach to your still life composition. Instruction will focus on surface manipulation, principals of design and individual expression. Marilyn aspires to challenge her student's creativity and concept development in designing art pieces using textiles.

January 5/08 Quilted Sweatshirt

Teacher: Sandra Thomas

Location: Turfgrass Institute

Time: 9:30 - 3:30

Cost: \$40

The Asian Harmony jacket is made of strip sets that we can design as we go. Rectangles are used along with a strip set for the back and the sleeves are balanced with a strip set down the center surrounded by rectangles. A great way to keep comfy in the upcoming winter.

April 26/08 Open A Door To Stitch Witchery

Teacher: Sybil Rampen

Location: Joshua Creek Studio, 1086 Burnhamthorpe Rd.E., Oakville

Time: 9:30 - 3:30

Cost \$40 PLUS \$10 kit fee payable at workshop



This is an experimental workshop to learn what you can do with sheets of transparent glue: gilding, painting, ripping, trapping, layering, melting, wrapping and inventing. It is an amazing tool.



Quilt Bee Day 2007



We Need More Volunteers!

There is still time to sign up for the Quilt Bee Day. We would love to have another 10 ladies join us on Saturday, November 10, 2007 at **Dublin Street United Church**. The day will begin at 9:00 and finish by 3:00. We break at noon to enjoy some fellowship over a lovely pot luck lunch. Once again, our goal is to finish a quilt top which will then be quilted and donated to a local charitable organization to use as a fundraiser. All levels of quilters are welcome. This is also a great opportunity for new members to come out and meet other members of the guild. Come and join the fun!

Please contact Sue Keuhl directly at 519-826-7914 or email her at koolhouse1@rogers.com to sign up. We hope to see you there!

Comfort Quilts

Thanks to all who took a Block of the Month kit at the September and October meetings. We appreciate your assistance. Please help us keep the process going by returning the blocks on a timely basis and sign the kits out AND back in so we can keep track of the blocks. We are still looking for volunteers to help assemble the blocks into quilt tops, or do quilting or binding. Please see us at the Community Outreach table and add your name to our contact list. We'll be in touch as projects become available.

Standing Rules Continued

24. Urgent Decision Protocol: the President, or in her absence the Vice-President, will consult with the Vice-President and the Past President to decide if the issue is in fact urgent or whether it could wait until the next scheduled Executive meeting. If a decision is reached that it is in fact urgent, the President, or in her absence the Vice-President, will consult by phone or e-mail with the Vice-President, the Past President, the Secretary and/ or the Treasurer regarding the urgent matter. When a consensus (unanimous agreement) has been reached, the member will be notified of the Executive decision. At the next scheduled Executive meeting, the President, or in her absence the Vice-President, will notify the other Executive members of the circumstances of the problem and the decision arrived at.

25. The Library will charge a late fee of \$1 per book per month on overdue books. Members must pay to replace book(s) that have been damaged or lost.

26. In the case of a Standing Committee who has agreed to co-chairs (2), they must declare at the first of each executive meeting, to the Secretary at the time attendance is taken, who the voting member is. Both are welcome to attend the executive meetings and receive the minutes.

27. Workshop Committee Members may participate in workshops without paying the registration fee, space permitting. If space is not available, Workshop Committee Members may audit the class. The number of Workshop Committee Members present at the class is subject to the discretion of the Chair or Co-chairs. Additional fees, such as kits and extra materials must be purchased by the participating committee members.



Royal City Quilters' Guild
A Festival of Quilts
Wednesday, November 28th
@ 7 PM

Guelph Public Library

Main Branch

100 Norfolk Street

519-824-6220

www.library.guelph.on.ca



ROYAL CITY QUILTERS' GUILD TRUNK SHOW & LECTURE AT THE GUELPH PUBLIC LIBRARY

Can't make it to our 2nd Tuesday of the month meetings? Have some friends who are wondering what we do at the RCQG? We've been invited to have a trunk show and lecture for the public at the Guelph Public Library to promote our guild, show off our work and hopefully interest visitors or new members to come out to our guild meetings. The theme will be the "Festive Season" so **if you have a quilt, tree skirt, table runner relating to Christmas or any season you'd like to show or lend** for the evening, contact Barbara Jordan or Nancy McNab. We can certainly do the talking for you or you are welcome to share the story behind your item(s).





BLOCK OF THE MONTH



For November, you'll need two contrasting fabrics. The background can be light, dark or medium as long as it contrasts with the star.



Fabric # 1 - 8" square (background)



Fabric # 2 - up to 7.5" square (for star shape)

Trace the star shape provided (or create your own star) onto the wrong side of Fabric #2.

Cut out the traced star. Applique the star shape onto the right side of the background by machine, hand or use iron-on fusible. Use zigzag, blanket or those fancy stitches that came with your sewing machine on the outer edges of the star shape to keep it in place and you're done!

Use star fabric for either the background or star participation prize draws.

shape and you'll get two tickets for the

Finished block size is to be 8 inches.

Remember if you have last month's square in a to have your name entered into the draws.

square done, bring it to the November meeting

Any questions? Need help?

Call Nancy McNab 519-856-1084 or Barbara Jordan 519-837-0818.





A QUILTER'S CALENDAR



November 3 - 11/07 ~ 2007 Oshawa Fibre Art Show and Sale. Juried exhibition of original fibre art, Artist's Boutique, Silent Auction for Charity, Viewer's Choice awards and door prizes. Centennial Retirement Residence, 259 Hillcroft Street, Oshawa, ON. 10:00 am - 5:00 pm. daily. Meet the Artists Reception Sat. Nov. 10th, 7:00 - 9:00. Info: Contact martha.brown@rogers.com

November 10/07 - January 7/08 A Quilted Craze. Wellington County Museum and Archives, Fergus. A wide array of Crazy Quilts from the Museum's collection will be on display in the Exhibit Hall for your enjoyment. www.wcm.on.ca 519-846-0916

November 15 - 18/07 Fair November at the University Centre, University of Guelph. Free admission. This is an exhibition and sale of fine Canadian crafts from quilts to jewelry to chocolate! Hours are Thursday and Friday 10 am - 9 pm, Saturday 10 am - 6 pm and Sunday 11 am - 5 pm.

November 16/07 Bead Show - Evergreen Senior Centre, 683 Woolwich St., Guelph. Beading supplies for embellishing, as well as jewelry for sale.

December 2/07 - January 27/08 Quilt Art. Quilt Art, long Europe's leading advocacy group for innovative quilting, is celebrating its twentieth anniversary with this traveling exhibition of new work by group members. These members "...have continued to walk their own idiosyncratic paths as artists, and the consistently original work they have created over the years sets them apart both as individuals and as a group." www.quiltart.org.uk

December 22/07-January 27/08 FIBRICATIONS. Burlington Fibre Arts. Show will provide a glimpse into the fibre arts/quilt art creative process through the exhibition of sketchbook and/or sample work alongside finished pieces.

Quilt Art and Fibrations are both at Burlington Art Centre, 1333 Lakeshore Rd at Brock, Burlington. Mon-Thurs 9-10. Fri-Sat 9-5. Sun 12-5. (905) 632-7796 www.burlingtonartcentre.on.ca

Membership Business Directory




Do you have a quilt-related business or service you would like other members to know about? We will publish a directory in an upcoming newsletter. Send your submission to RCQGNews@gmail.com or drop it in the Newsletter Submission basket at the November meeting.

From the Editor—Cheryl Wallace

Thank you for your submissions.

Reminder - Bring next month's articles to the Guild meeting or e-mail them to RCQGnews@gmail.com

National Juried Show 2008 Call for Entry - Packages to be received by Feb. 15, 2008. for complete details visit www.canadianquilter.com/pdf/call2008.htm



Executive Meeting

November 20, 2007

7-9:30 pm

Co-operators Building