

Royal City Quilters' Guild

September 2007



Schedule Change

September Meeting Tuesday, Sept. 11, 2007

Three Willows United Church,
577 Willow Road, Guelph

- 6:00 Marketplace set-up
- 6:30 Challenge quilt drop-off
- 7:00 **Doors Open for Marketplace**
- 8:30 Presidential Welcome
Committee Announcements
Challenge Event Results



Please Note: Show and Share will commence in October

A Warm Welcome to all New Members and Visitors!
Welcome Back to another great year of quilting!

Meeting Checklist

- ✓ Membership Fees
- ✓ Workshop Fees
- ✓ Money for Books
- ✓ Name Tag
- ✓ Newsletter Submissions
- ✓ Zehrs/Ultra Tapes
- ✓ Canadian Tire Money
- ✓ Mug



Thanks to
September's
Greeters:

Barbara Jordan
Nancy McNab
The Program Committee

Treat Providers:

The Social Committee



Issue Highlights

President's Message	page 2
Program	page 2
Library	page 3
Workshops	page 5
Community Outreach	page 6
Calendar of Events	page 10

Contact Information:

President: Barbara Jordan 519-837-0818

Vice President: Nancy McNab 519-856-1084

Secretary: Anne Smith 519-833-9577

Guild Treasurer: Frankie Poxon 519-837-0185

P.O. Box 24030, Bullfrog Postal Outlet, Guelph, Ontario N1E 6V8

www.royalcityquiltersguild.ca

PRESIDENT'S MESSAGE


I hope everyone had a great summer, lots of sun, fun, visiting, traveling and hopefully enjoying a stop at a quilt shop or two. I can hardly wait to see the President's Challenge quilt tops on display at our September 11th meeting. Time has flown since Norah McGuire-MacLeod, Cheryl Cowan and I met to discuss the upcoming year in the summer of 2006. From that meeting, a germ of an idea about a mystery quilt in conjunction with block of the month grew into a President's Challenge and prize money. Monthly clues followed, decisions on 14 fabrics, light, medium, dark, standout....I debated for some time on a Christmas or Halloween theme but settled on a "stash reducer". I hope everyone who participated enjoyed the process and I look forward to seeing 3 members winning first, second and third in our viewer's choice awards.

Since we will be eager to catch up with friends we may not have seen since June, or meet new ones, Cheryl Cowan and Ruthanne Finnigan have put together a night for mixing and mingling. Be sure to read the Program column for details on what's happening on September 11th at our guild meeting. Check out what's upcoming in Workshops, Special Interest Groups and much more in the other portions of the newsletter.

It's jam packed with information so you'll want to read it cover to cover, maybe even a couple of times.

Welcome back!

~Barbara Jordan



PROGRAM

CHERYL COWAN
RUTHANNE FINNIGAN

With the very first blast of cool air, thoughts have turned to fall. One of life's greatest treats is visiting the local marketplace — weaving from booth to booth, greeting neighbours, while enjoying the sights, sounds and smells along the way. Oh, the unbridled joy of searching for, finding and selecting the very best delicacies to carry home and enjoy! Yummmm!

We just had to bring some of that "marketplace" spirit to our first guild get together this fall. Along with familiar offerings (registration booth, library booth, workshop booth, special interest group booth), stop by one of our demonstration booths (tools and techniques) and visit the Grantham Books booth. Don't forget to vote for your favourite quilts in both the President's Challenge and the Block of the Month Challenge categories. We suggest: comfortable walking shoes, a full money-belt and a sturdy bag or good friend to help haul your bounty home!

The Market officially opens at 7:00pm and will close at 8:30pm. YOU decide what destinations you wish to visit and for how long. Just want to sit and catch up with friends? Do it! However, when the bell rings...it's time to kick off the official proceedings. Get to your seat promptly because you won't want to miss our Presidential welcome or committee announcements and WHO doesn't want to know the winners of the two Challenges?!

Our committee has had a lot of fun pulling this year's program together — and we hope you'll enjoy it too! Now, let's get down to "THIS BUSINESS OF QUILTING!"

For all of us, the key is to pay close attention to which activities
make us feel most alive and in love with life -
and then try so spend as much time as possible engaged in those activities.

Nathaniel Branden, Ph.D

LIBRARY

DIANE BLACK & JACOBA NEAR

Welcome back everyone to a new year at the Guild. Starting in October, your library will be open from 6:45 to 7:10 and for ten minutes during the break. We hope that everyone comes and has a peek at the numerous books and magazines. Remember, please feel free to take out four books and four magazines although we ask that you limit yourself to one new book marked with a yellow sticker.

During the September 11th guild meeting, the library will be an exciting stop during your Marketplace experience.


This month we just have two new books and one magazine but many more will follow. There is a great paper piecing book called *Fanciful Quilts To Paper Piece* by Wendy Vosters which has some great new projects. A new book on Sashiko quilting is described in the book review by Laurel Marsolais. We also have the Quilting Arts magazine for June/July 2007. Many thanks to Liz Honegger and Connie Dorion for their generous donations of previously read books. Watch out for more new books coming in October and a raffle in November.

MEMBERSHIP

CAROL COUSINS


Thank you to each of you who took advantage of the June membership registration blitz!

There is another opportunity to become a member of the Guild at the September meeting. Stop by the membership booth during the Marketplace time. Bring your cheque or \$34 cash and we'll have your form for you to review. We will also be registering new members at this time. It's quick and easy and ensures you another year of inspiring speakers, workshops, newsletters and fun.



BOOK REVIEW

LAUREL MARSOLAIS



The Ultimate SASHIKO Sourcebook: Patterns, Projects, and Inspirations

By Susan Briscoe

ISBN: 0-89689-186-0

Sashiko developed from a rural Japanese domestic craft, repairing and reinforcing fabric with undyed thread on indigo fabric - reuse and recycle, the original "green" needlework. Fabric was reinforced and remade into work clothing, then into bags, aprons and finally cleaning cloths using simple running stitches that evolved over time with the patterns becoming increasingly complex and decorative.

Susan Briscoe provides the novice with clear and detailed instructions, including basic equipment, materials and techniques. She has included 100 patterns for you to experiment with. The beginner is encouraged to try her hand at several small and practical projects including coasters, table mats, tote-bags, greeting cards, samplers and cushions. The more experienced hand-quilter will enjoy the comprehensive pattern selection and will be inspired by the gallery of contemporary creations.





SPECIAL INTEREST GROUPS

IVY SMAILES

Our Guild's Development Committee is offering you the opportunity to join one or more special interest groups. You are welcome to sign up for any of these groups at the September meeting. There is no charge. The groups provide opportunities to get to know other people, and members report that their skills improve as they attend monthly get-togethers in different members' homes. Groups will only run if there are 6 or more participants so sign up in September. Don't be disappointed.

Block Buddies – afternoon and evening groups

If you are looking for an opportunity to make a few new friends, Block Buddies may be your answer! The group will consist of approximately 8 to 12 members who meet once a month from October to May. The dates and times will be determined to best suit all of the members once the group is formed. A different member chooses a block each month. The other group members make one of the blocks for the next meeting. Participants will have the opportunity to gain experience constructing new blocks and/or learn new techniques, and end up with enough blocks to make a small quilt by the end of the year. This group is intended to provide a fun, low-stress environment for a small but diverse group of quilters with varying skill levels who enjoy a chance to chat, snack and, of course, swap quilt blocks.

UFO Club...Unfinished Objects

Need to clean out your cupboards and drawers and complete some of those unfinished quilt projects? Then the UFO Club may be the one for you! You will need 6 or 8 unfinished quilt projects. Projects not yet started don't count! You should be able to finish each project within a month, or two months if it is a large project. You work on your own then meet monthly for show and tell, encouragement, help, support and a good social time. Each month, those who have completed their projects will have their name entered in a draw for a small prize. Projects must be quilt related.

Hand Stitching – afternoon

This is a group for members who love to stitch by hand. Members will bring their own projects; for example, hand piecing, quilting, crazy patch, appliqué, embroidery or embellishment. It will be a time to enjoy meeting other like-minded members once a month.



Charm Group

This is a club for members who are interested in trading 5" – 6" squares of fabric with the intention of making a charm quilt by the following September. If you would like to make a charm quilt, then this is your opportunity to make one from all the fabrics you have collected from the group. It will also be an opportunity to socialize, meet other quilters, and have a fun time.

Meet to Complete – afternoon and evening groups

This group will meet monthly and is for members who have less than 7 or 8 projects to complete e.g. you can work on one project for the whole time or finish 2 or 3 pieces. The meetings will provide contact with other quilters, support, ideas and a social experience. Members should have unfinished projects, projects should be started, and be quilt related. Join us and enjoy!

**If you have any idea for a group
or would like any further information,
contact one of the Development Committee.**



Liz Honegger	519-821-1718
Shelly Palframan	519-824-0768
Lana Phillips	519-822-9302
Cindy Schwan	519-836-5319

elizhon@rogers.com
spalframan14@hotmail.com
lgphill@uoguelph.ca
realschwans@yahoo.ca



WORKSHOPS 2007-2008

KATHY WAGNER & MARILYN WATSON

What a terrific assortment of workshops being offered this year! We look forward to learning from both Guild members and speakers from last year. Be sure to visit the Workshop Booth during the Marketplace to sign up for your choice(s). Cash or cheques are accepted at registration.

Sept 29 Make Your Own Beads

Teacher: Judith Eckhardt

Location: Triangle Sewing Centre

Time: 9:30 am - 12:30 pm

Cost: \$20 PLUS a \$5 kit fee payable at the workshop

Learn to create your own unique beads for embellishing your textile art quilts and more. We will use our machines to make 2 types of beads and unique materials such as paper and Angelina Fibers to make others. Other unusual materials will be discussed and demonstrated if time allows. A sewing machine with basic decorative stitches, a willingness to experiment and some knowledge of free-motion stitching are all you need to get started.

January 5 Quilted Sweatshirt

Teacher: Sandra Thomas

Location: Turfgrass Institute

Time: 9:30 - 3:30

Cost: \$40

The Asian Harmony jacket is made of strip sets that we can design as we go. Rectangles are used along with a strip set for the back and the sleeves are balanced with a strip set down the center surrounded by rectangles. A great way to keep comfy in the upcoming winter.



November 3 Quilted Vases

Teacher: Christine Ford

Location: Turfgrass Institute

Time: 9:00 - 3:00

Cost: \$40 PLUS \$5 pattern fee payable at workshop

Learn to create your own fabric vases! These gorgeous 3-dimensional quilted vases can be functional or used as a work of art by itself. This class covers all the techniques needed for success and features a special segment on working with colour. A detailed pattern is included to guide you every step of the way plus bonus gift ideas.

March 29 Still Life Composition

Teacher: Marilyn Clarke

Location: Turfgrass Institute

Time: 9:30 - 3:30

Cost: \$40

Explore free motion stitching as a method of drawing and developing a painterly approach to your still life composition. Instruction will focus on surface manipulation, principals of design and individual expression. Marilyn aspires to challenge her student's creativity and concept development in designing art pieces using textiles.

December 1 Paper Piecing

Teacher: Denise McKenna

(creator of Meadow Lily Bridge Quilt Designs)

Location: Turfgrass Institute

Time: 9:30 - 3:30

Cost: \$40

Denise will teach us everything we need to know about paper piecing. In the morning, she will review all the basics of paper piecing, including several ways of solving common problems. In the afternoon we jump into advanced paper piecing. This is a great class to make some last minute Christmas gifts, while developing our piecing skills.

April 26 Open A Door To Stitch Witchery

Teacher: Sybil Rampen

Location: Joshua Creek Studio, 1086 Burnhamthorpe Rd.E., Oakville

Time: 9:30 - 3:30

Cost \$40 PLUS \$10 kit fee payable at the workshop

This is an experimental workshop to learn what you can do with sheets of transparent glue: gilding, painting, ripping, trapping, layering, melting, wrapping and inventing. It is an amazing tool.



COMMUNITY OUTREACH

JOAN HETT

Comfort Quilts

Thank-you once again for the tremendous response to the Comfort Quilt project last year. Seventy quilts were donated to the Pediatric Sexual Assault Program. Your caring and generosity are much appreciated by these young victims. As a result of our efforts from last year, the Pediatric Sexual Assault program is well stocked. Our target for this year is therefore reduced to 40 to 50 quilts.

An additional significant outcome of last year's program was the participation of so many members. It truly was a group effort and we hope that will continue this year as well. As a recap, there are many ways to participate, both large and small:

- Donate a completed quilt
- Donate a top for others to finish
- Donate fabric you aren't going to use
- Donate your time to machine quilt or bind quilts
- Participate in the spring bee day to assemble quilt tops
- Participate through the block of the month program
- Make a quilt top from kits we will be assembling



Again this year, with the support of the Guelph General Hospital Foundation, we will be able to supply batting to those making quilts. We still have lots of fabric available so if you have an idea, let us supply the fabric!

We are standardizing on one size this year as even the younger children like to have a larger quilt to put on their beds. Size Guidelines (approximations): 58" x 70"

Memory Quilts

Memory Quilts are provided to the Family Birthing Unit at the Guelph General Hospital to provide comfort to grieving families following the loss of an infant. They are included in a memory box that includes a photograph, a lock of hair and footprint. Last year Guild members donated 31 little quilts to this project. As a result we are well stocked and no additional memory quilts are needed at this time. I will notify you when this situation changes.

Other Community Outreach Happenings

Block of the Month will return soon so please watch for it! All blocks donated this year will be directed to the Comfort Quilt Program

Our **Fall Bee Day** (and famous pot luck lunch!) is currently in the planning stages. Details will be provided soon!

Thanks to everyone for supporting these projects. The community is a richer place because of it!

Joan Hett with the stack of donated comfort quilts. →
How impressive!!





DOWN QUILTERS' LANE

EVELYN LANE

Editor's Note: Special thanks to Evelyn who will be writing this new (or resurrected) column with Tips and Tricks for quilters.

At one of our quilt shows at the Museum I was interviewed by a reporter who surprised me by asking if quilters have a "jargon". I had never thought about it but, of course, we do. Unfortunately experienced quilters frequently forget that beginning quilters do not yet know the jargon and are often too intimidated to ask what they are afraid are "stupid questions". So I thought I should start this column with some definitions:

FAT QUARTER: If you cut a half yard in half you are left with two strips approximately 9" x 42". If instead you cut the half yard crosswise you will have two pieces 18" x 21". Hence the "fat" quarter which is much more useful to quilters.

QUILTING "IN THE DITCH": Stitching as close to the seam as possible on the lower side of the seam (the side of the seam opposite the seam allowance bulk)

OUTLINE QUILTING: Following around the shape of the block as your quilting pattern gradually moving outwards like the ripples in a stream. This is most often seen in hand quilted appliqué patterns but I have found it works very well with machine quilting around straight edged geometric shapes.



MUSLIN: We have struggled in the past trying to define exactly what this is in our modern quilting world. Originally it was unbleached cotton which could vary in thread count from very coarse to relatively fine with the beige colour going from off-white to tan. These days it seems to mean any nice piece of cotton in any colour (but usually pale) used as a background. It is one of those "don't sweat it" things.




WAYS TO HELP YOUR GUILD

You may be wondering how you can help. At each monthly meeting there is an opportunity to be a greeter, a treat provider (homemade or store bought), and a quilt holder. We love visitors and you are encouraged to bring a friend along. Guest fees are only \$5 per night. As well, if you can stay at the end for a few minutes, an extra pair of hands makes clean up faster. During September's Marketplace, there will be lists available for you to sign up. Thank you for volunteering your time to help make the Guild nights run smoothly.



It is appreciated if you leave the six front seats left of the centre aisle vacant for the guest speakers, program committee and our historian who need quick access to the stage to adjust microphones, hold quilts and take pictures. Thank you!



What comes from
the heart,
goes
to the heart.

Ludwig von Beethoven



Slate of Officers

2007-2008

The following is the slate of officers and committee members for the 2007-2008 year.

President: Barbara Jordan

Vice President: Nancy McNab

Past President: Sue Keuhl

Secretary: Anne Smith

Treasurer: Frankie Poxon

Past Treasurer: Helen Meyer

Program Co-Chairs: Cheryl Cowan and Ruthanne Finnigan

Program Committee: Dawn Labelle, Lisa Jones, Linda Rawson Stewart, Christine Whitehouse (bulletin board)

Membership Chair: Carol Cousins

Membership Committee: Susan Martin, Berni Neville, Lana Phillips

Workshop Co-Chairs: Kathy Wagner and Marilyn Waston

Workshop Committee: Cindy Robinson, Elaine Gostick, Cynthia Gedye

Newsletter Chair: Cheryl Wallace

Social Chair: Dorothy Price

Social Committee: Sharon Huska, Ivy Smailes

Publicity Convenor: Shelly Palframan

Special Projects Chair: Ivy Smailes

Community Outreach Chair: Joan Hett

Community Outreach Committee: Karen Heal, Leslie Mactaggart, Donna Reimer, Judy Eckhardt, Sue Keuhl



Library Co-Chairs: Diane Black and Jacoba Near

Library Committee: Susan Birkholz, Theresa Bryant, Florie Lonsdale, Anne Jeffrey, Lynda Banks, Louise Marshall, and Laurel Marsolais (book review)

Historian: Muriel McGibbon

Committee: Elaine Gostick


Website Chair: Susan Knabenschuh





Colourful Newsletter

What quilter doesn't **LOVE colour**? It's easy to add more **colour** to your life. Simply decide to read the newsletter on our website. Besides having a lovely **colourful** copy of the newsletter to read, you will receive it earlier, help the environment and save the guild money for printing and postage. Give it a try! We'll send you an email to let you know it's ready!




If computers are new to you simply visit our website at www.royalcityquiltersguild.ca and click on Newsletter at the top. Click in the white box and type your user ID which for now is *quilting* and then go to password and type *fun*. Click on Submit. Not only

will you find the current newsletter, you will have access to 4 years worth of back issues!! You may print 1 or more pages if you'd like. If you would like to receive all your newsletters this way, Email RCQGNews@gmail.com and Cheryl will change you from snail mail to email. Thanks!



Some of the quilts donated for the Comfort Quilt Program. Wow!!



From the Editor—Cheryl Wallace

Thank you for your submissions.

Reminder - Bring next month's articles to the Guild meeting or e-mail them to RCQGnews@gmail.com

Executive Meeting

September 18, 2007

7-9:30 pm

Co-operators Building



A QUILTER'S CALENDAR

Sept 28-29/07 ~ Kitchener/Waterloo Quilt Show 2007 RIM Park, 2001 University Avenue East. 10-6. Featuring display of quilts by members, silent auction, merchant mall, guild boutique, tearoom, quilts for sale, demonstrations, door prizes and charity raffle quilt. Waterloo County QG
www.wcquiltersguild.on.ca

Oct 15-20/07 ~ Ontario Russian Quilt Show Ailsa Craig Rec. Centre. 9-9 all week. 80 plus quilts on display, merchant mall, lunch/tearoom, classes with Master Quilter from Russia, classes with Russian quilters. Adm \$7 for show. Garnet (519) 293-3499 garnet@cotton-by-post.com

October 19-20/07 ~ Harvest of Quilts 2007 Emmanuel United Church 871 Upper Ottawa St. Hamilton. Fri 10-7 Sat 9-4. Quilts, wall hangings, quilted clothing, boutique, Christmas display, merchant mall, lunch/tearoom. Adm \$5 Hilltop QG. Debbe Durham (905) 575-8173 jimdebbe@sympatico.ca

Oct 27-28/07 ~ The Magic of Cloth, Act III, Star Gazing, Quilt Show & Sale. Orangeville Fairgrounds, 247090 5 Sideroad, Mono. Sat 10-5, Sun 10-4. Display of quilts, boutique, quilt appraiser (by appointment only) lunch/tearoom, children's area, merchant mall, door prizes. Adm \$5. Dufferin Piecemakers QG. Mary Light (519) 925-9805 mary.light@sympatico.ca www.dufferinpiecemakers.org

To Sept 29/07 ~ "Shrines and Fregaments" by Linda Janzen. The Gallery at Greenwood Quiltery and Gallery 275 Woolwich St., Guelph 519-822-2790



Grand Quilt Guild's Meeting
 September 5th at 7:30 p.m.
 St Andrew's Church in Fergus.

Guest speakers: Nina Stahlschmidt and Marion Holman will give a trunk show and 1 hour talk on the history of vintage feed bags that they have collected over the past 8 years and the many hand quilted quilts they have made from these wonderful treasures. Guest fee is \$4.00.

Do you have a baby quilt frame you would like to donate to the Evergreen Senior Centre Craft Club?

The quilters would appreciate another frame to continue making the lovely baby quilts that are sold in the craft store. If you have one please contact Nancy Wynen at 519-822-8941 or leave a message at the office at 519-823-1291.

