



Royal City Quilters' Guild



P.O. Box 24030, Bullfrog Postal Outlet, Guelph, Ontario N1E 6V8

Monthly Newsletter

www.royalcityquiltersguild.ca

March 2007

President: Barbara Jordan 519-837-0818
Secretary: Sara Penny 519-654-0317

Vice President: Nancy McNab 519-856-1084
Guild Treasurer: Frankie Poxon 519-837-0185

March Meeting

Tuesday, March 13, 2007



Three Willows United Church,
577 Willow Rd., Guelph
6:45 Doors Open
7:15 Opening Remarks
7:30 Program
8:30 Break
8:45 Show and Share



Meeting Checklist

- ✓ Zehrs/Ultra Tapes
- ✓ Canadian Tire Money
- ✓ Comfort Quilt Kit Blocks
- ✓ Block of the Month Blocks
- ✓ Library Books
- ✓ Show and Share Items
- ✓ Newsletter Submissions
- ✓ Blue Quilt Raffle Money
- ✓ Workshop Fees
- ✓ Name Tag
- ✓ Cup or Mug
- ✓ Kathy Tidswell Ticket Money **see pg. 7 **

To Celebrate our 16th Anniversary, treats will be provided by the Social Committee

Greeters this month are Isobel King and Jean Julian

INDEX

Library	page 2
Program.....	page 3
Historian	page 3
Community Outreach	page 4
Job Fair	page 5
Block of the Month	page 6
Workshops	page 7
Kathy Tidswell Information.....	page 7
Calendar of Events	page 8

Sneak Peek See Page 4



Message from the President

Barbara Jordan (519-837-0818)

Our streak is alive! 55 continuous meetings and counting since the RCQG cancelled a meeting (Sept. 11, 2001 was the last for those keeping track). The weather may have wreaked havoc on plans for our scheduled speaker Sandy Simmelink to travel from Burlington on February 13, but it could not stop us from meeting. For those who missed it, we had an impromptu "Meet the Quilters Night" with JoAnne Oldridge, Alma Laidlaw and Nancy Wells. It was an enjoyable night of quilts, embellishments, fabric manipulation and more quilts. Many thanks to these three members for helping us put together a program on short notice.

We are working with Sandy to reschedule her lecture. To hold you over until that future meeting, look in the Spring 2007 issue of The Canadian Quilter magazine on page 19. You'll see her "Take Me Back to Ireland" quilt in full colour.

March 2007 will mark the 16th Anniversary of the Royal City Quilters' Guild. That first meeting on March 12, 1991 was attended by 16 people... I see a theme and we are going to run with it. We will start with 16 door prizes, freebies for everyone attending (yes, I said everyone). Treats will be provided by Dorothy Price's Social Committee and Historian Kathy Wagner will have a display of the historical records. What else you ask? You'll just have to come out and see what surprises are planned for our **Sweet Sixteenth Anniversary**.

The winning continues with a quilt raffle that night. Remember the blue quilt created at the November 2006 Bee Day? (see pg. 4) It was on display at the February meeting and tickets will be available on March 13 (\$2 each or 3 for \$5). Where else can you go home with a quilt made by our own members for as little as \$2? All proceeds will go to the Community Outreach Committee's Comfort Quilt project.

Those who pre-ordered Sybil Rampen's books, "The Milkweed Angel" (\$40) or "The Grannies" (\$20) and have not picked them up, can do so at the March meeting. There are extra copies of both books if you'd like to purchase one. Contact me as soon as possible.

See you at the party on March 13!

Barbara Jordan



From the Library

by Audrey Vrooman (519-653-6562)

Thanks for your patience last meeting, as we closed the Library during break so that the Librarians (both of whom live out of town) were able to get home safely in some rather nasty weather. Last month's program which featured members' quilts was a great way to get inspiration from the beautiful works of some of our quilting friends. If you're just looking for some fresh ideas over the remaining winter months and as we slide into spring, your Library has lots to offer.

New items in the library:

A Flora Affair, Rounds and Comyns
Cozy Cabin Quilts, Jensen
Christmas Cats & Dogs, Kime
Quilting Arts Magazine, Winter 2006
English Cottage Quilts, Mostek
Scraps, Martin
Fabric Art Gallery, Leisure Arts
Log Cabin ABC's, Mitchell
Spellbinding Quilts, Bakker
It's Your Turn - Round Robin Fun, Sloan
Portraits from Nature, Wells
Cheerful Quilts, Moon Over Mountain
Paper Piecing Potpourri, Quilters' Newsletter
Primitive Gatherings, Burkhart & Meacham

Belated thanks to Helen Fountain for her donation of nearly new items for the Library.

COMING UP..... Watch this space next month for preview information on our exciting spring raffles, which will be held during the April meeting! The raffles will include some new notions and other fun items that quilters will enjoy. Why not start saving your loonies now? The Library is open from 6:45 to 7:10 and for 10 minutes at the break.

Membership

Carol Cousins (519-824-1995)

Additions/Corrections for the directory:

We are pleased to welcome three new members.

Marsha Edwards, 16 Bishop Court, Guelph, N1G 2R9,
519-766-0367 email: edwards0367@rogers.com

Laurel Marsolais, 39 Bushmills Cres, Guelph, N1K 1T6,
519-823-0030, email: lmarso@excite.com

Joan Morton, 44 Wimbleton Rd, Guelph, N1H 7N1,
519-821-3725

Program


Norah McGuire-McLeod (519-220-1248)

I hope no one was disappointed that the speaker for February was cancelled. I think Sandy was relieved, that she did not have to drive in the first major snow storm of the year. I know I was not going to attempt it. I have driven too many miles in bad weather, since my parents live on St. Joseph's Island, near Sault Ste. Marie. I believe by March, the weather will be a little better and our speaker will have no trouble navigating the roads.

Kay Boyd is our speaker. She is a member of the Brant Heritage Quilt Guild. She has shown her pieces in gallery shows. Her program topic is **Quilts, Clothes and Other Delights From Recycled Fabrics** and she tells me she is funny too. You won't want to miss it.

A Book Review

By Norah McGuire-McLeod (519-220-1248)



Heirloom Machine Quilting

4th Edition: Comprehensive Guide to Hand-Quilting Effects Using Your Sewing Machine by Harriet Hargrave
ISBN: 1-5712023-6-6

This 4th edition of Harriet Hargrave's informative book includes updates from her 25 years of experience teaching machine quilting. It's a fabulous resource for quiltmaker's interested in beginning or mastering machine quilting.

Harriet Hargrave provides new information and tips developed after her last edition. Everything you need to know about straight-line and free-motion quilting, elegant feathers, and padded quilting. In-depth instruction for every step of the process, from planning and preparation to detailed quilting techniques.

Harriet has include updated quilt pictures in full colour. She sections off her book into four levels: Beginner, Intermediate, Advanced and finally a gallery of Master Level quilts. This is not a "quick and dirty" quilting book, full of flashy tip boxes but little meat. Each section provides the quilter with guts of the topic of machine-quilting techniques.

There is a reason that Heirloom Machine Quilting is considered the bible for teaching and learning machine quilting. You are looking at 25 years of extensive teaching and quilting experience. This updated classic belongs on every quilter's bookshelf.

Happy Anniversary

Sweet Sixteen

This year our guild is "Sweet Sixteen"! As most of you know, our founding member Evelyn Lane initiated the first meeting in March of 1991. Historical records indicate that there just happened to be 16 people attending that meeting, and we are celebrating our 16th Anniversary.....to quote our president: what a "happy coincidence"! Several of our founding members are still members of our guild and continue to attend our monthly meetings, which are well attended by our membership of over 180 quilters.

Over the years the Guild has been involved in numerous community activities, making quilts to provide comfort and warmth to the recipients, as well as to raise money for worthy causes. Joan Hett, one of our founding members, has coordinated an outreach program to provide quilts to the pediatric sexual assault unit at the Guelph General Hospital. In addition, our "Quilt Bee day" in the fall of 2006 resulted in a gorgeous quilt to be donated to fundraising efforts for Wyndham House.




The guild has continued to provide monthly programs to inspire and teach us, as well as provide opportunities for us to learn new skills, develop our quilting talents, and to enjoy the company of quilters.

We extend our gratitude to everyone who has contributed their time, talents and energy to the operation of the guild over these 16 years. We wouldn't be here together as a Guild without all of this hard work...THANK YOU!!

At the March meeting, you will be able to view some of our historical records. Come by at the break and see photos of some of the amazing quilts that our members have made over the past 16 years.

Kathy Wagner
RCGQ Historian



Community Outreach

Sue Keuhl (519-826-7914)

This past November, 23 members signed up for our 4th annual Quilt Bee Day. Our day began with a courthouse step pattern inspired by Kaffe Fassett's book. Each block is made from deep, majestic blues with shimmering lime green silk centres. Fabrics used ranged from William Morris, batiks, Kaffe Fasset to African style prints. Each block was carefully arranged to reproduce a fabulous optical illusion that has a stunning effect. This quilt gives the impression of looking at the moon dancing on top of the water at a lake.



This collaborative effort can be yours to take home! One of our members will be the recipient of this one-of-a-kind quilt made by our members. Tickets will be sold at the March meeting and the draw will be made after break. Tickets are \$2.00 each or 3 for \$5.00. All proceeds from ticket sales will be directed to the purchasing of supplies for members to continue to make Comfort Quilts for the Pediatric Sexual Assault Unit at the Guelph General Hospital. If you have not be able to contribute to this program so far this year, buying a ticket or two will be a great gesture of support!

Our Quilt Bee Challenge didn't stop there!!!! By mid morning we were deep into the second quilt project which was a combination of court house steps and the basic nine patch block. This quilt features a beautiful array of pinks, peaches, roses, greens and browns to create a timeless heirloom quilt. It has been donated to Wyndham house for their Dream Auction and Gala on March 3rd. The quilt is outstanding and we hope it does well for this very worthy service of providing shelter and programs for teens in our community.

Thank you to all the women who came out to lend their time and talent this year. While the task of making two quilts may have been daunting, everyone was so positive and energetic! It was a great team effort and as always the potluck was memorable! Special thanks to those behind the scenes: Leslie McTaggart, Joan Hett, Barbara Jordan, Nancy McNabb and Ruthanne Finnegan. They all had key roles in the final quilt assembly and generously gave their time to help us meet our deadlines. I hope to see you all next year! If you haven't come to a Quilt Bee Day yet, put it on your radar screen next fall.



JOB FAIR

Take note! We are in the process of recruiting for our 2007-08 Executive team. We are looking for individuals willing to dedicate a few hours a month to work behind the scenes to keep our Guild running as smoothly as it does! Volunteers are the backbone of our Guild evenings and events. It is a fabulous, creative experience that is not only rewarding but will enhance your quilt life!

Here are a few Q & A's you may consider:

Q: How much time is involved?

A: Varies by each position. Please read the job descriptions to give you an idea or speak to the Nomination committee. Being on the Executive involves attending the monthly meeting, 3rd Tuesday of each month from August to May, excluding December.

Q: What if I am just new to the Guild?

A: Volunteers who are willing to learn are the key to growth! We love fresh faces around the table! There are resources and other members who help you along the way!

Q: What if I am new to quilting?

A: Without a doubt, increasing your time spent with other like minded quilters will inspire you more! Committee meetings at each other's homes will teach you more than what you might learn in how-to books!

Q: What if I've already done a term on Exec?

A: Don't by-pass this page! Read on and see where your talents can be applied! We'd love to have you back!!!!!!

Q: Don't you have to be nominated? Isn't it better to wait to be asked?

A: Don't be silly!!!! We need you to come forward! With a membership of 183 people, we need people to step up to the plate and tell us where your interests and talents are!

Q: What are the benefits of being on Exec?

A: There are many but a few to mention are the friendships you will make, visiting quilter's homes for committee meetings (checking out their stash!), watching creative ideas come to reality, volunteer appreciation tea, signing out library books for the summer and the fabulous pot luck in May! You might have a lot of fun too!

Q: I am not sure how I can contribute?

A: Please read the job descriptions. If not sure, offer to join a committee. We also welcome co-chairs if you would like to share the responsibilities.

Program Committee:

Chair/Co-chairs and committee members needed.

Planning done early in the summer. Includes choosing the speakers, setting up the meetings, hosting the speaker and tear down. Maintaining the microphone. Techies welcome!

Library Committee:

Chair/Co-chairs and committee members needed.

Setting up the library, maintaining records, one yearly inventory and purchasing of new books.

Historian:

One person committee! Can be co-chaired.

Taking pictures with the Guild Digital Camera and maintaining a photo album and archive records for the year. Have a front row seat at every meeting!

Workshop Committee:

Chair/Co-chairs and committee members needed:

Planning is done early in the summer. Involves selecting workshop topics/teachers, booking space, taking registration and hosting workshop participants. Includes the opportunity to participate in workshops as per Standing Rule # 27. A great opportunity!

Special Projects:

Chair/Co-chairs and committee members needed:

This group is supplied with a budget to carry out Special Projects as directed by or proposed to the Executive. Previous projects have included quilt challenges, charity quilts, mini demos, Artist Trading Cards and Quilt Show initiatives. A group with room for creativity and fellowship.

Q: How do I sign up?

A: Contact Sue Keuhl at 519-826-7914 / koolhouse1@rogers.com or Liz Honegger at 519- 821-1718. We'd love to chat with you!

Visit the Job Fair table
at the March Guild
meeting!



Block of the Month

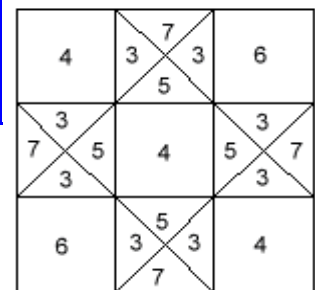
Cheryl Cowan cowanche@hotmail.com or (519-763-1268)

MARCH = AUNT ELIZA'S STAR

Block of the Month Participants: This month's colours are based on the theory that 'March madness' can be creative! Have a favourite colour? Choose 3—4 different shades/patterns plus the common 'white' thread to create a magical, mostly "monochromatic" scheme for this block. (See the "m" pattern here?)

Mystery Quilt Participants: Reference the numbered diagram for your colours and square arrangement within the block. You'll need to make a total of **12 blocks** for your quilt!! (Yes, I did ay 12!!)

Square Description	Block of the Month Fabric	Mystery Quilt Fabric
Top & Bottom Rows Corner and Center Squares	Colour A (Cut 3—4.5" squares)	Fabric Colour #4
Top & Bottom Corner Squares (opposite)	Colour B (Cut 2—4.5" squares)	Fabric Colour #6
Hourglass Units	White Fabric (Cut 2—5.75" squares) Colour C (Cut 1—5.75" square) and Colour D (Cut 1—5.75" square) Note: C & D can be from same fabric	Fabric Colour #3 and Fabric Colour #5 and Fabric Colour #7



Construction Instructions: Each block is made up of 9—4.5" x 4.5" squares.

- Center and 2 Corner Squares:** Cut 3—4.5" squares of fabric (Colour A or #4). Set aside.
- Opposite 2 Corner Squares:** Cut 2— 4.5" squares of fabric (Colour B or #6). Set aside.
- Middle Row—Hourglass Unit:** Need 4 for each block. For ease of construction, we'll make half triangle squares first and then utilize these to form the quarter triangle squares.
 - Cut 2—5.75" squares of the WHITE fabric colour (or #3).
 - Cut 1—5.75" squares of each of Colour C (or #5) and D (or #7).
 - Pair 1 square of WHITE (#3) with Colour C (#5) = First Combo.**
Pair 1 square of WHITE (#3) with Colour D (#7) = Second Combo
 These combinations are used in preparation for making the **Half-Triangle** squares:
 - On the wrong side of the lightest coloured fabric, draw a diagonal line from one corner to the other. Then draw 1/4" stitching guides on either side of this center line.
 - Place the two fabrics together, with right sides facing. Stitch along the marked lines. Cut down center line to form to form **two** half-triangle squares. Press seam allowances toward darker fabric.
 - Use **1 half-triangle square from each of the two colour combinations** to form the **Quarter-Triangle squares:**
 - On wrong side of one of these triangle squares, draw a diagonal line, perpendicular to (and across) the seam line. Mark 1/4" stitching guides on either side of this center line.
 - Pair the two triangle squares with right sides facing and ensuring the common colour is on an opposite side placement. Stitch along the marked lines. Cut down center line to form **two** hourglass units. Press seams to one side. Trim to 4.5" squares. Note: **Total of 4 hourglass units are created.**
- Assemble Block:** Sew squares together in rows of 3 units, then sew the 3 rows together. Trim block to an overall dimension of 12.5" x 12.5" square.

REMINDER: We encourage you to make at least 1 block pattern for the Block of the Month draw ... but you can also choose to make more! Extras can be put to good use in a Community Comfort Quilt as well. Either way, your participation is valued. So don't forget to collect your draw tickets for either path of participation! It's FUN ... so get INVOLVED in your GUILD!

WORKSHOPS 2006-2007

Diana Magrath (519-836-3933) and
Cynthia Gedye (519-822-2412)

April 14 Lone Star


Instructor: Deb Beirnes
Time: 9:30 - 4:00

Note: The previous drafting workshop is not a prerequisite. Having learned to draft the Lone Star you are now ready to put your knowledge into action. Deb's pattern gives you the choice of a table topper with one star, a table runner with three stars or a wallhanging with one large star.

May 19 Trapunto by Machine Instructor: Rosemary Makhan Time: 9:00 - 3:30

Add an extra dimension to your quilts with Trapunto work. Expand your Machine Quilting repertoire by learning this exquisite technique. Shadow Trapunto will also be demonstrated and we will make a small sample. Several methods for doing Trapunto by hand will be discussed. Students should have some experience with free motion quilting for best results. A great technique for both traditional and modern quilts.

There are still some places left for YOU to sign up!



Refund Policy

Sorry, **no** refunds. We will keep a waiting list for the class, but **you** will be responsible for contacting someone on this list to take your place and reimburse your money.

Notes to Workshop Participants:

- * Cheques should be made payable to The Royal City Quilters' Guild.
- * Payment is due upon registration.
- * Please bring a lunch. Coffee, tea and cookies will be provided.
- * Location: Turfgrass Institute on Victoria Road South, Guelph.
- * You will receive a supply list when you register (or as available from the Instructor).
- * No personal irons. Please use pins with heads—preferably yellow since it makes clean-up much easier.

KATHY TIDSWELL TRUNK/SLIDE SHOW

Thursday, April 19
7 - 9 pm
Three Willows Church

- ♦ CQA teacher of the year
- ♦ Numerous juried show awards
- ♦ Fabric/thread artist
- ♦ Notable wearable art designer

Get your ticket (\$5) at the March Meeting at the Promotional Table at the back of the room. Includes: Refreshments, door prizes, wearable art show. To learn more about Kathy click on Special Events at www.royalcityquiltersguild.ca If you have reserved a ticket for the Kathy Tidswell Show, PLEASE pick it up at the March meeting. We are sorry we cannot hold it for you after that.

Taken from the
Royal City Quilters' Guild Historical Records



March 12, 1991

Meeting to discuss the formation of the Quilter's Guild for Guelph

The following sixteen ladies met at the home of Evelyn Lane.

Evelyn Lane *	Isobel King *
Bev Morris	Elaine Ellery
Connie McKeand	Shirley Bone
Ann Reynard *	Russelle Madigan
Debra-Lee Lloyd-Graham	Shelly Godding
Madeline Levy	Carole Whittaker
Diane Barber *	Kim Surgener
Patricia Pequegnat *	Joan Hett *

* These quilters are currently members.


RoyalCityQuiltersGuild.ca

Susan Knabenschuh (susan@qualitycomputing.ca or
519-836-6274)

The Royal City Quilters' Guild now has a presence on the world-wide web! To check out the website, go to <http://www.royalcityquiltersguild.ca/> and let us know what you think. If you want to view past newsletters: **User id:** quilting
Password: fun

May is National Quilt Month

To raise awareness in the community the Guild puts on a display of minis and wall hangings at the various Guelph Public Library branches.



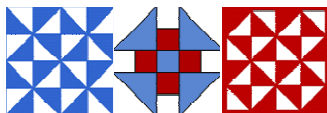
This is a great opportunity to show the work the members of our guild have completed.

HOW YOU CAN HELP ...

In order for this project to be successful, we need members to allow us to display their quilts. Please let me know by April 2nd if you would like your work displayed. Let me know the size and number of quilts you will make available. Each item must have a hanging sleeve and label. Items that have been in our shows or previously displayed at the GPL **can** be shown again.

All quilts will need to be delivered to my house at 310 Edinburgh Road South on April 23 or 24th. Call before you come to make sure I am home. I will bring them to the June meeting for you to pick up or you can pick them up at my house after they have been taken down. Feel free to contact me if you have any questions.

Shelly Palframan
519-824-0768
spalframan14@hotmail.com



April 21 - 22 The Region of York Quilters Guild is presenting its 8th Quilt Show "Patchwork Pizzazz" at the Newmarket Seniors' Meeting Place, 474 Davis Dr., Newmarket, ON. Hours are Saturday 10 - 5 and Sunday 10 - 4. Includes tea room, merchants Mall, Display of Antique Sewing Machines and a quilt appraiser on site.

April 27 - 28 The Chatham Kent Quilt Guild Show Admission is \$5.00 and includes lunch room, door prizes, silent auction, merchant mall and quilt auction.

May 11-12 Burlington **A Stitch in Time Quilt Show**, Eaglesfield Campus of Compass Point Bible Church, 2501 Eaglesfield Drive Burlington, off Hwy 5 between Brandt St & Guelph Line. Fri 10-6 and Sat 10-5. Over 200 Stunning Quilts, Vendors, Tea Room, Members Boutique, Viewers Choice Awards much more. Adm \$5. Halton Q G. Ruth Brown 905-842-1175

May 11 - 13 The Ottawa Valley Quilters Guild presents "Quilts 2007 - Celebrate!" at the R.A.Center, 2451 Riverside Drive, Ottawa. Admission is \$8, Seniors (65+) \$5, weekend pass \$10. For more information, contact Jacquie Lecuyer 613-234-8436 or Kris Broadhead 613-831-6167 or www.ottawavalleyquiltersguild.org

May 23 - 26 12th Annual Waterloo County & Area Quilt Festival For info call 888-804-7909 or go to www.waterlooquiltfestival.com

Ontario Quilting Convention - August 23 - 27 at Geneva Park Conference Centre, Lake Couchiching, Orillia. For more information go to www.ontarioquilting.org/geneva-park.html or check our board for the flyer.

Notice to Members

Since the formation of the Guild, we have been diligent in having our financial records audited at year-end by a local accountant as per Article 7, item 4 of our Bylaws. We had intended to continue this practice as per the motion passed at our previous Annual General Meeting. However, the fees for auditing a charitable, non-profit organization have changed preventing George Arlen from offering his services at the previous price. Therefore, the Royal City Quilters' Guild will not employ George Arlen as the Guild auditor due to the required fee increase from \$400 to \$1500 in an effort to remain faithful to our fiduciary responsibility. Instead we will conduct an internal audit by a non-executive Guild member in good standing, appointed by the executive. Any questions or concerns may be directed to Barbara Jordan (519-837-0818).