



# Royal City Quilters Guild

**P.O. Box 24030, Bullfrog Postal Outlet, Guelph, Ontario N1E 6V8**

**Monthly Newsletter**

**June 2005**

**President:** Sue Keuhl

**Vice President:** Maureen Kay

843-1778



## June Meeting

**Tuesday, June 14, 2005**  
Westwood United Church, Willow Rd., Guelph

**6:45** Doors Open

**7:15** Opening Re-

marks




### Things to Remember


- ◆ Name Tag
- ◆ Library Books
- ◆ Money for purchases
- ◆ **Registration form and fee**
- ◆ Block of the Month
- ◆ Zehrs Tapes
- ◆ Canadian Tire Money
- ◆ Cup or Mug
- ◆ Show and Share Items
- ◆ Newsletter submissions

### Greeters

Linda deVries  
Marjorie Hamilton



**Please remember all library items are due back this month  
so we can complete the annual inventory**



### Break Time Treats

The Social Committee would like to thank all members who contributed to our meetings by bringing in wonderful treats and snacks. Please join us for special goodies at the June meeting, courtesy of the Social Committee!

### INDEX

Program .....	page 3
Slate of Officers.....	page 3
Library .....	page 4
Artist Trading Cards .....	page 5
Membership .....	page 6
Calendar of Events.....	page 8



## A Message from the President

*Sue Keuhl (821-7914)*

Although we are entering only the sixth month of the year, for many of us June is the time when things wind down and we begin to take a break from all the hustle and bustle. Teachers or parents with school age children are very much aware of this slower pace. As the weather gets nicer, the excitement of taking a break from our regular schedules sets in and vacation plans get closer to reality. It is a good thing to take a break and get rejuvenated, however I have to confess that my mind jumped too far ahead into vacation mode...I completely forgot to submit my message for the newsletter!!!!

It is hard to believe the 2004-05 Guild year is coming to a close. I have great memories of this year and I hope you do too. I wonder how many of you are like me? As one door closes I start to think about what is around the corner? Some of you might already be wondering what activities or goals we are planning for the next Guild year? I have to tell you, I feel like a kid in a candy store....I know what has been planned and I can't wait for all you to find out how exciting the 2005-06 Guild year will be! We will be celebrating our 15<sup>th</sup> Anniversary in March, and hosting our 3rd major Guild Show, "A Gathering of Quilts" in April. What festivities we have planned for next year! With so much activity going on, you may be wondering where to start??? Some of you may be thinking that there is no way you can keep up with all that will be going on. I can tell you for sure, there will be lots of activities open for you to participate in!! Where to start? I guess the best answer is to start somewhere.

For those of us who sew like turtles, we will probably be starting our projects for the Guild Show this summer. Have you thought of what you will make? Do you have some UFO's that you could finish up for the show? I have a very large box that I have just filled with UFO's. The size of the box shocked me! The number of items that I kept finding to put in this box was dismaying! But, I know if I go through this barrage of projects, I can come up with a mini or two for the Guild Show raffle and silent auction. I know that if I can contribute one thing to the show, this is an area that really counts. Revenue generated from the raffles and silent auction has provided us with funds for many of our current and upcoming projects. I think I can come up with a mini or two! I'll get back to you in September. You can let me know if you've squeaked out one or two as well.

Speaking of UFO's, keep an eye out for sign up details on one of our many Special Interest Groups in September. These are FREE groups set up for members to meet throughout the Guild year to share quilt projects and to socialize. The camaraderie that comes out of these groups is amazing. This past year the groups included Block Buddies and Tanners, which are both a block exchange group, a Crazy Quilt group and a UFO club. I can't wait to see the outcome of these groups in upcoming Show and Shares. I am so inspired on how these groups have come together this year. If you sitting on the fence about joining a Special Interest group, I can tell you from experience these groups are very rewarding.

I also recommend checking out the activities our Special Projects committee is developing for next year. In conjunction with the Guild Show, they will be organizing a challenge with fabric they will be selecting late in the summer. The challenge will be announced early this fall. The Special Projects committee is also hosting an Artist Trading Card event throughout the year. I can't wait to see the outcome displayed at our Guild Show! Look for instructions in this newsletter and a mini demonstration at the June meeting. It may be the smallest thing you've ever made for a Guild Show but think what a tremendous display everyone's' efforts will make at our show. These trading cards are much smaller than a mini! I bet I can make one or two! Probably more! What about you?

Are you excited yet? If you are, consider pre-registering at the June meeting. We've streamlined the process (look for your personalized form attached!) so that signing up ahead of time for the 2005-06 year will be a breeze. Even better, by signing up early, you become eligible to win a free membership. What a bonus!

Lastly, when activities wind down as they do in June, it is also a time to acknowledge achievements. I would once again like to thank our 2004-05 Executive. You've all done an outstanding job and were a pleasure to work with. I would also like to thank all committee members. Your contributions really make up the vitality of our Guild. I would also like to thank all those who have volunteered in some way without being in a committee or being assigned a special task. There are so many of you who are so helpful and supportive. All of us together make our Guild meetings a great place to be. Especially when you are number 89! Wishing all you a happy and safe summer. Can't wait to see you again in the fall!

Best regards,

*Sue Keuhl*



## PROGRAM

Maureen Kay (843-1778) and  
Sharon Beach (836-4639)

# Redish Brown Trunk Show

Our Guild meeting will feature *The Redish Brown Trunk* show. Nope, they're not all that colour! That's the combined last names of Anna Redish and Martha Brown who will be bringing almost 80 quilts and projects to show us. They will also have fabric, patterns, and kits for sale. Martha is a multi-award winner with her Art quilts, and Anna has a wonderful variety of designs and projects, making this presentation "something for everybody!" Come and see why this presentation has been named "The Best Trunk Show in Ontario!"



## Scrap Alert

This is your last chance before September to clean out that sewing room and bring in scraps for the Guild Quilt Show. These scraps will be used for grab bags and for give-aways at the door - this time we will be making needle cases. Fabric should be a 100% cotton, and if possible at least 5" by 3" in size. Bright colours and 6" swatches would be most welcome. We also need your felt scraps - pieces 2 1/2" by 3 1/2" would be appreciated. There will be a container on the stage for you to drop off your donation. If you have any questions, please talk to Liz Honegger or Gillian Robinette.

## Workshops

We would like to thank everyone who participated in the workshops and retreat this year. What fabulous Show and Shares we have had from our participants and members! It was a very successful season, thanks to you. Please remember to complete the survey to help us plan next year's workshop program!



## SLATE OF OFFICERS AND COMMITTEE MEMBERS FOR 2005/2006

Thank you to the following Guild members who by serving on the executive and committees contribute their time, talent, skills and energy to ensure our Guild's continued vitality and success.

### Executive Officers

<b>President:</b>	Sue Keuhl	<b>826-7914</b>
<b>Vice President:</b>	Maureen Kay	<b>843-1778</b>
<b>Past President:</b>	Jackie James	<b>824-1342</b>
<b>Secretary:</b>	Shelly Palframan	<b>824-0768</b>
<b>Treasurer:</b>	Helen Meyer	<b>855-6597</b>
<b>Past Treasurer:</b>	Dianne Cook	<b>855-4929</b>

### Committee Chairs

<b>Program:</b>	Norah McGuire-McLeod	<b>220-1248</b>
<b>Library:</b>	Sandy Campbell	<b>653-9851</b>
	Audrey Vrooman	<b>653-6562</b>
<b>Workshops:</b>	Maria Hiltz	<b>836-7657</b>
	Marjorie Mansell	<b>822-1106</b>
<b>Social:</b>	Gail Brown	<b>827-1114</b>
<b>Newsletter:</b>	Susan Knabenschuh	<b>836-6274</b>
<b>Membership:</b>	Susan Martin	<b>623-8622</b>
	Gillian Robinette	<b>927-9431</b>
<b>Special</b>	Joanne Oldridge	<b>821-3112</b>
<b>Projects:</b>	Liz Bayne	<b>763-6337</b>
<b>Publicity:</b>	Barbara Jordan	<b>837-0818</b>
<b>Historian:</b>	Kathy Wagner	<b>653-1061</b>
<b>Nominating:</b>	Jackie James	<b>824-1342</b>

### Committee Members

<b>Program:</b>	Nancy McNab, Cindy Schwan, Audrey Steele, Lana Phillips, and Christine Whitehouse (bulletin board)
<b>Library:</b>	Florrie Lonsdale, Lana Mansfield, Sara Penny, Theresa Bryant, Frankie Poxon, Amanda Birkholz, Donna Reimer, Norah McGuire-MacLeod
<b>Workshops:</b>	Remy Heard, Cynthia Gardiner, and Berni Neville
<b>Social:</b>	Marion Usborne, Lorelei Stinson, and Velva Rowsell
<b>Newsletter:</b>	Susan Harrington
<b>Membership:</b>	Ann Reynard
<b>Special</b>	Andrea Curtis, Sharon Beach, and
<b>Projects:</b>	Joan Hett (memory quilts)
<b>Nominating:</b>	Liz Honegger and Judy Rowan



## A BOOK REVIEW

By Norah McGuire-MacLeod

### Mary Mashuta's Confetti Quilts

Author - Mary Mashuta

ISBN 1-57120-195-5

With the fabric and colour choices today, it's no wonder it takes forever to pick the colours for our quilting projects. Mary Mashuta's Confetti Quilts explores the colour question.

In the first two chapters, Mary takes the reader through the basic colour schemes and fabric. She defines monochromatic, analogous, complementary, polychromatic and so on. She encourages the reader to look at the many colour combinations that exist in our day to day living, from the labels on canned goods to the buildings in your neighborhood. She encourages the quilter to have fun with colour and try some new colour schemes and combinations.

The designing of quilts and the principles used are discussed in the next chapter. Mary explains how *balance* creates a sense of equilibrium between the parts of a quilt, how *proportion* relates each part of the quilt to each other as a whole, how *rhythm* ties the units of a design together, and finally how *emphasis* creates dominance and subordination. Mary also lists the design elements that are the ingredients to the important quilt recipe and these are as follows: colour, value, size, shape, textures and repetition.

Design is about making choices and deciding on the rules or design guidelines. Mary explains the design rules for the quilts in the book, and gives design hints - tasty tidbits for you to munch on while you "read" the pictures. Mary's last chapters are filled with wonderful pictures and pattern instructions for the six projects she has included in her book. I especially love the quilt "A Few Days in Provence". I have the top finished but it still hanging on my design wall. I think I want to add more rows and colour to it. Increasing the colour choices can transform quilts that use an ordinary block into the extraordinary quilt. So for all those quilters that dare to colour, Mary Mashuta's Confetti Quilts is a must read.





## FROM THE LIBRARY

by Barbara Jordan (837-0818)

If you missed the May meeting, you missed the tremendous fun of 6 wonderful raffles. Congratulations to the winners, Leanne Kay, Jackie James, Dawn Labelle, Sharon Huska, Nancy McNab and Florrie Lonsdale. A total of \$211.00 was raised for future library purchases. Thank you to Sandy Campbell and Audrey Vrooman for their help with the raffle sales and draws. You will have seen Sandy and Audrey working in the library over the past two years, and they will be the co-chairs for the library in the new Guild year.

Thank you for continuing support, whether it's turning in Zehrs and Ultra grocery tapes, donating new or used books, or by participating in raffles and the annual deli and bake sale in December. We all benefit from new items which grow our library as a result of the fundraising through out the year.

**All library items are due back at the June meeting to allow for the annual library inventory.**



## Special Projects

JoAnne Oldridge (821-3112)  
and Liz Bayne (763-6337)

## MINI DEMO

Our demonstration this month will be Artist Trading Cards. Please read over your instructions and bring any questions to our demo. The demo will take place during break. We hope you will be motivated to make many of these lovely art cards.





## ARTIST TRADING CARDS

*Liz Bayne (763-6337) and JoAnne Oldridge (821-3112)*

Your Special Projects Committee has a new and wonderful challenge for you! Starting in September we will be making Artist Trading Cards, and this activity will take the place of Block of the Month. If you receive **Quilting Arts Magazine** you will have already seen these trading cards. These cards are really mini quilts or mini works of art. During our next quilting season we will be collecting these cards at each meeting. They will be displayed at our meetings and will make a spectacular display at our show, A Gathering of Quilts 2006. Each month there will be great prizes for participation. If you wish to keep the cards please write "keep" on the back with your name. It will be returned to you after the show. If you wish to trade your cards with other members of the Guild please write "trade" on the back.

Each month will have a colour theme; yellow for September, orange for October, black and white for November, silver and gold for December, blue for January, red for February, purple for March, and green for April. We can just see these cards now – a wall of cards displayed in blocks of colour. It will be so beautiful!

This a great opportunity to stretch your creativity, and we will show you how! Starting in June, we will be holding Mini Demos on the cards. The first one will demonstrate the general construction technique. The demos in the fall will focus on specific skills and techniques you might want to use on your cards.

And finally, one of the most exciting aspects of these cards, is that we think we will be the first Guild to have such a challenge and showing of these new cards! Here is our chance to be first off the mark with a new idea and really show what a special and talented group of quilters we are.

We are including the general directions for making Artist Trading Cards on the following page so that you can get a head start! Think yellow for September!



The Executive had a great time making artist trading cards. They are featured throughout the newsletter and are even prettier than depicted here. Look for the display at the meeting on Tuesday




## TRADING CARD INSTRUCTIONS

An artist trading card is the same size as a regular playing card – 2.5"X 3.5" – and is mounted on card stock. The card can be stamped, painted, collaged, beaded, stitched by hand or machine. Photo transfer methods can be used to make small images a focal point on the card. Please write your name and the date on the back of the card, as well as "trade" or "keep".

1. Cut a piece of batting 2.5" X 3.5" and a piece of background fabric the same size.
2. Fuse your background fabric to the batting using paper-backed fusible web.
3. Now, decorate the background fabric using any of the above techniques (or anything else you can think of – be creative!). Fuse your transferred images and other small pieces to the card, creating a small picture.
4. Machine stitch using straight, zigzag, or any decorative stitch.
5. If you wish, do some hand embroidery on the card. Add beads, buttons, charms, etc.
6. Finish the card by zigzagging a decorative cord along the edge. You could finish the edge using free-motion zigzag, or do a traditional binding.
7. Stitch or glue your card to the card-stock backing. Sign and date the back of the card.

If you begin with a 5 inch by 7 inch piece of background fabric and batting, you can cut it into 4 pieces once the fabric is fused to the batting. Trade these backgrounds with friends or make



## A Gathering of Quilts

### Mini Raffle Quilts

Joanne Ariss (821-4492) and Kathy Wagner (653-1061)

## Think Minis this Summer!

Plans for our 3rd quilt show are well underway. At our 2003 show, the mini quilt raffle and silent auction drew a lot of attention and proved to be one of the highlights of the show. Our goal for the 2005 show is to have 135 minis to raffle and auction. These quilts can be as small as you like, but no larger than 56" around the perimeter (14" per side). They also must have a hanging sleeve and a label. As you work on a large quilt this summer, make a few extra blocks, and there you go - a mini. If you don't like to sit idle at the beach, on the cottage deck, or during a trip in the car, here is your chance to work on these little quilts while also enjoying your summer. So this summer, think minis!



## MEMBERSHIP

Susan Martin (623-8622) and  
Gillian Robinette (927-9431)

Avoid the rush and renew your membership in June for the 2005-06 year. Your name will be entered in a draw to take place at the June meeting. You could win a free membership!

Those of you who receive your newsletter by post will have received your membership form with your newsletter. Come to the membership table, starting at 6:45 p.m., with your form and payment. Please indicate any changes from last year's information, and check the necessary boxes. All renewals **MUST** be accompanied by a registration form.

For those members who receive their newsletter by email, your registration form is at the membership desk. Please bring your payment to the desk and one of us will help you. Thank you for pre-registering!

## National Quilt Month

In honour of National Quilt Month in May, our Guild had quilts hanging at the Bullfrog Library and the West End Library. In addition, our quilts hung in the display case of the Main Library during the last two weeks of the month. Thank you to all who contributed. A special thank you to Kay Valeriotte and Joan Hett for their help with hanging of the quilts.

*Marion Usborne*



[www.checkitout.ca](http://www.checkitout.ca)

*Cindy Schwan (836-5319)*

Several years ago my husband and I planned a cruise vacation for our 10th anniversary. When the opportunity to tag along with him to a conference in Arizona came, I cancelled the cruise and jumped at the chance. Our family spent four glorious weeks traveling through Arizona, New Mexico, Utah and Colorado. It was July and very hot, but the scenery more than made up for it. I have never recovered. I am absolutely besotted with the colours of the desert and totally hooked on desert landscape works of art. I stumbled upon this website quite by chance. If you are a fan of the desert or its colours or just like landscape quilts have a look at this site. The artwork is quite beautiful.

<http://www.paintingswithfabric.com/quilts/>

If you are planning a trip this summer, don't leave home without a printout of the information on this website. Visit as many quilt stores as possible to make your vacation memorable!

<http://www.quiltsource.ca/stores/on.html>

And lastly send your friends a quilting postcard from an internet café. Use the money you save on postage to buy yourself a fat quarter. Ignore the fact that internet cafés cost more than postage, and buy the fat quarter anyway!

[http://quilting.about.com/library/postcards/bl\\_postcards\\_more.htm?pid=2731&cob=home](http://quilting.about.com/library/postcards/bl_postcards_more.htm?pid=2731&cob=home)

## Quilts for Guelph General's Palliative Care Unit

Guelph General Hospital has received funding for a new 12 bed palliative care unit and construction is starting very soon on 4 West. We are going to decorate with a warm homelike atmosphere so that these patients, in their final days of life, have a friendly, calm, happy environment to look at. The rooms will be painted an assortment of colours, with drapery on the windows and plain but coloured bedspreads on the beds. There will be very little beige or white as we are trying to avoid a sterile looking environment. The rooms should be ready to be decorated by November or December of this year.

We are hopeful that we will be able to hang a quilt on the wall facing the patient in each room. This is where you can help!!!! We are gratefully seeking donations of wall quilts to decorate the unit. We are hoping to be able to switch the quilts about so the patient can actually choose the quilt they are gazing at. The only way we can do this is to have them all made a uniform width; so we are asking for any colour, any design, any subject matter **BUT it must be finished to 36" wide.** The quilt can be any length but please not longer than 48" because we want to keep them away from the floors. We will need at least 12 quilts and if we have a few more that would be wonderful because we would be able to offer choices to our patients. The quilts all need to be finished with a 4" sleeve for hanging and I would encourage all participants to include your names on a label on the back. Feel free to name your quilt and provide a story as to why you chose to do the pattern/style you did, and if the quilt was made in memory of someone please include this as well. I ask that you use washable cottons not silks as the quilts will all need to be treated with a fire retardant spray and gently washed when necessary.

There is also an opportunity for **two larger quilts**. One would hang in the family lounge, (to be painted a very soft gold), and the other would hang in the family respite room, (colour not yet determined). These 2 quilts would **not** be restricted to the 36" width. Anyone or group that is interested please contact me for approximate dimensions etc. Once again the subject matter would be your choice.

Palliative Care is the final journey in the end of life. We feel strongly about providing a warm, caring, soothing environment for those final days and anything you can do to assist us with our vision will be appreciated. I thank you all for your consideration of this special project. Please contact me with any questions or concerns.

Sue Sharpe 766-0394 [stitchersue@rogers.com](mailto:stitchersue@rogers.com)





## A Quilter's Calendar

### It's the Berries

Goderich Quilters' Guild  
June 16-18, 2005  
Goderich Memorial Arena  
180 MacDonald St  
Goderich, ON  
For further information call  
Betty (519) 524-4333

### Quilts in Bloom

Hamilton Quilters Guild  
June 17-19, 2005  
Marritt Hall, Ancaster Fair Grounds  
Garner Road (Hwy 53)  
Ancaster, ON  
For more information please contact Leigh Forrest at  
905-521-8595 email [lforrest@cogeco.ca](mailto:lforrest@cogeco.ca)

### Collaborations IV

Pinetree Quilters' Guild of Muskoka  
June 24-25, 2005  
Gravenhurst Centennial Center  
101 Centennial Drive  
Gravenhurst, Ontario  
For further information contact show convener Susan  
McCallum, e-mail [theena@muskoka.com](mailto:theena@muskoka.com)

### Quilting the Linc

Stoney Creek Quilters Guild,  
July 8-9, 2005  
Winterberry Heights Church  
300 Winterberry Drive  
Stoney Creek, ON  
For information call 905-573-6450 or 905-560-0070

### Bedthreads and Other Masterpieces

Bluewater Quilters' Guild  
August 5-7, 2005  
Owen Sound Collegiate and Vocational Institute  
Owen Sound, ON  
For further information, contact Carol Banks  
at [cjbanks55@hotmail.com](mailto:cjbanks55@hotmail.com)

### Kaleidoscope of Quilts

Quinte Quilters Guild  
September 10-11, 2005  
Quinte Curling Club  
246 Bridge Street East  
Belleville, ON  
For further information contact Lena Dearborn at 613-968-7527 or email  
[the.dearborns@sympatico.ca](mailto:the.dearborns@sympatico.ca)



## Membership Book Updates

Please make the following changes to your Guild membership book.

Gillian Robinette  
E-mail: [gillian.robinette@rogers.com](mailto:gillian.robinette@rogers.com)



## And Last but not Least...

*Cindy Schwan (836-5319)*

As the Guild year winds down, and my job as newsletter editor comes to an end, I find myself planning many projects, both around the sewing room and around the house. As a member of the UFO club I still must finish a few projects before we meet again in September. My husband, I am sure, is silently hoping that one of my house projects will be to reorganize and tidy the office - which is littered with Post-it notes, old newsletters and block of the month patterns. He has been very kind over the past two years not to step into the room that was once his office. Thank goodness for laptops!

This year has been particularly rewarding to me as the editor of your newsletter. I was very excited to be able to develop the newsletter for distribution by e-mail. The colour version fits so well with the program theme Colour with Courage! I would encourage you to try receiving your newsletter by e-mail next year!

I would like to thank everyone who submitted articles and sent me e-mails throughout my term as editor. Your encouragement and kind words will be remembered always. I would also like to thank our president Sue Keuhl and Lana Phillips for proof reading the newsletter over the past two years.

And finally, I welcome Susan Knabenschuh to this position, and I encourage all members to help Susan by submitting stories and interesting information that they feel other members might enjoy. Have a safe and happy summer, and buy lots of fabric!

*Cindy Schwan*





Thank you to the following Guild members who by serving on the executive and committees contribute their time, talent, skills and energy to ensure our Guild's continued vitality and success.

### Executive Officers

**President:** S u e  
Keuhl

**826-7914**

**Vice President:** Maureen Kay **8 4 3 -**

**1778**

**Past President:** Jackie James **8 2 4 -**

**1342**

**Secretary:** Shelly Palfra-  
man **8 2 4 -**

**0768**

**Treasurer:** Helen Meyer

**855-6597**

**Past Treasurer:** Dianne Cook **8 5 5 -**

**4929**

### Committee Chairs

**Program:** Norah **220-**  
McGuire-McLeod

**1248**

**Library:** Sandy Cam-  
bell

**653-9851**

Audrey Vrooman

**653-6562**

**Workshops:** Maria Hilts

**836-7657**

Marjorie Mansell

**822-1106**

**Social:** Gail Brown

**827-**

**1114**

**Newsletter:** Susan Knabenschuh **836-6274**

**Membership:** Susan Martin

**623-8622**

Gillian Robinette







## FROM THE LIBRARY

*by Barbara Jordan (837-0818)*

