



Royal City Quilters Guild

P.O. Box 30039, 2 Quebec Street, Guelph, Ontario N1H 8J5

Monthly Newsletter

September 2004

President: Sue Keuhl

826-7914

Vice President: Maureen Kay

843-1778

Secretary: Shelly Palframan

824-0768

Guild Treasurer: Helen Meyer

855-6597

September Meeting

Tuesday, September 14, 2004

Westwood United Church, Willow Rd., Guelph

6:45

Doors Open

7:15

Opening Remarks

7:30


Program

8:30

Break

8:45

Show and Share



MEETING CHECKLIST

- * Money for membership
- * Money for workshops
- * Name Tag
- * Show and Share items
- * Block of the Month
- * Submissions for the October's newsletter
- * Mug or cup for coffee break
- * Zehrs/Ultra tapes, Canadian Tire money

Welcome back to another terrific year of learning, laughing and creativity



The Executive will provide treats for the September meeting.

Greeters for this month will be Christine Whitehouse and Liz Honnegar

INDEX

Program	page 3
Library	page 5
Workshops	page 6
Block of the Month	page 7
Calendar of Events.....	page 8

Asking a quilter to mend clothing is like asking Picasso to paint your garage!



Message from the President

Sue Keuhl (826-7914)



Just over a year ago, I was talking to a friend about my involvement in the Guild. I was really looking forward to my second year as Vice President of the Guild, and I told her my goal was to try to meet as many of the members as I could over the year. At Guild meetings, special interest groups and workshops I met so many new friends and learned so much about quilting. Now, as I step into the role of President, I can appreciate that there are many members I haven't met yet and there are many of you who know very little about me. I have never been a "Meet the Quilter" nor have I participated in "Show and Share", so I will take a few minutes to introduce myself to you now.

Quilting is something that has always drawn my interest and curiosity. I have heard other members say that quilting usually skips a generation. This is true in my case. Both my grandmothers were skilled quilters. My maternal grandmother lived in a remote fishing town in Nova Scotia. She sewed, quilted, and did rug hooking from wool that she hand dyed. My mother remembers the yearly Quilt bees and how important it was to be a skilled hand quilter or you wouldn't be invited to help! My paternal grandmother was a prolific quilter and was involved in many Quilt bees. This is the grandmother that made the quilt that covered my bed all through my childhood. It was a pink whole cloth quilt with a shiny, satiny material. I remember spending hours wondering how she made it because there were no visible knots to show where the design start and ended.

In Junior High and High School, I excelled at Home Economics (not cooking though!) and enjoyed making my own clothes. My career ambition was to become an artist. I had romantic visions of being a trendy artist living in Paris! Can you imagine? However, art supplies weren't what they are now and it was determined that it would be healthier for me to choose a different career path. Off to university I went but always thought about ways to express myself artistically. One day I came across a magazine depicting a scene done in fabric. I was mesmerized. Combining my love for fabric and art was extremely exciting. Quilting pulled me in! Before I finished university, I made a wall hanging and bed quilt to give as gifts for Christmas.

While my children were young, I made one more bed quilt but focused more of my energies on hand stitching. I joined the Embroiderer's Guild and found great avenues for artistic expression (beading, silk ribbon, designing cross stitch). Most of all I loved being with other creative people (especially the ones who would pick up the fiber scraps out of the garbage and make something beautiful with them)! While a member for many years, I got to know some of the quilters in the group. I started to salivate when I saw the excellent fabrics they used to finish off their pieces. I began fabric shopping and picking up quilting magazines long before I knew what to do with them. Can you relate?

In 1995, I took a class with Isobel King to make a four panel quilt sampler. I joked that this was the first time I was going to make a quilt following all the rules. Even though I had made quilts before, I never really learned any formal techniques. The quilt I made was completely hand pieced and hand quilted. It was quite an education! I felt as though I needed to learn as many techniques as possible to complete this quilt. This led to taking a hand quilting course at Wooden Hill Quilt shop. I knew I needed to learn this stitch but couldn't figure out why it was so important to the quilt. I recalled the whole cloth quilts my grandmother made and thought how boring it was compared to all the quilts with colourful fabrics. As soon as I learned how to hide the quilter's knot in the fabric along with the "secret" techniques for rocking the needle and traveling through the quilt sandwich, I was in awe of this ancient craft. My practice piece went from 5 stitches to the inch to 12 stitches. In the quilt world, I found my niche! I was also overwhelmed by the bond I felt with my grandmothers.

After the class with Isobel, I took another quilting class with Sandra Thomas who is also another fabulous and generous instructor. She enticed many of us to join the Quilters Guild. I was intrigued to join the Guild because I always had it in mind that quilting was a sociable art. It was something that people shared together at bees and comforted others with their quilts. Right away, I was hooked on the monthly meetings and the library table! If I can't quilt, I love to read about it!

Not long after joining the Guild, I began a series of transitions in my life. I went from "stay-at-home Mom" to enter the working world full time. I have also gone through the process of a divorce and setting up a new home. There hasn't been much time to complete a quilt, but thankfully, the activities at the Guild has kept my hands busy! I've enjoyed making the Block of the Months, Block Buddies and the various charity quilts. I have discovered the thrill of making blocks for others and my quilting skills have grown tremendously over the past year. Now that my life is more settled, my goal is to make a queen size quilt that I can display at Show and Share and our next Quilt Show in 2006!

I hope you now have a better sense of who your President will be for the next two years. I will still be trying to get to know as many of you as I can, and I encourage you to come up and introduce yourself. If you spot me in the grocery or quilt store, say hello! I would love to meet you. I also would strongly encourage you to get involved in the Guild activities. The friendships you will make can be as inspiring as the quilts you see and make. Our quilts certainly may outlive us, but the memories we gain from working with others will warm our own hearts forever. Enjoy the 2004-05 quilt year and make the most of it!

Sue Keuhl

PROGRAM

Maureen Kay (843-1778) and Sharon Beach (836-4639)



Colour with Courage

"Colour with Courage" is going to be the theme this year for our Guild. We encourage you to challenge yourself as you choose colours for your quilts. Share your 'colour stories' when you are presenting your pieces for Show and Share. We all look forward to this as a great learning adventure.



Deb Beirnes of Elmira has been quilting for 15 years and many of us know her as a knowledgeable and personable needlewoman who has worked at Reichards in Elmira for 20 years. Quilters across Ontario are enjoying Deb's teaching skills. She takes part in the annual Reichards retreat and had a successful show at the Homer Watson Gallery in 2001. We will be looking forward to Deb's solo show at the Waterloo County and Area Quilt Festival in 2005. Deb will share her organization of scraps and practical ideas with us, and has a wonderful selection of quilts to show us.

SPECIAL INTEREST GROUPS

Sue Keuhl (826-7914)

Special interest groups are a great, low cost way to stay involved with the Guild and develop your quilting skills. Best of all, it is a great way to meet other members. Visit our displays at the September meeting, ask for more details from our coordinators and sign up for your favourite group. Please note, we ask that each member only sign up for one group per year.

Block Buddies

Back by popular demand! Incorporate the help of

others to make your quilt! Learn the thrill of making blocks for others while making great friendships. Each month the group makes 1 to 2 blocks for designated members so the recipient can piece them together to make the quilt they've always wanted to create. Each member chooses their own block. This group meets on the third Tuesday of each month. Group leaders are Sharon Beach and Niki Zmijia.

UFO Club

This could be your year to clean out the closet and finish the projects that have been calling your name every time you walk by your quilting cupboard! This group will meet monthly and at the first meeting each member will choose seven of their own unfinished projects they would like to complete and number them from one to seven. At the first meeting a number is chosen, for example number five. Everyone will work on the project they numbered five for that month and at the next meeting there will be a show and tell. This will continue each month until you have reached your goal for all seven projects. Each month, those who complete their projects will have their name entered in a draw for a prize.

Tinners

This group will run from September to June. Each member of the group will place one fabric fat quarter in a cookie tin with their name enclosed, choose a theme and hand it over to the convener and so the adventure begins. The tins will be passed among group members and each recipient will put a new block inside, based on the theme for each tin. At the end of the year there will be a social event to reveal all the blocks. Pre-registration is required **before the September meeting**. To join the group contact Diane Black at 519-821-8543 or black@sentex.net, **before the September meeting**. Your tin and fabric must be ready for the first exchange which will take place at the September meeting. **This is a nine month commitment.**

Crazy Quilt Group

If you are interested in developing your crazy quilting skills and wish to complete a small project over the next quilting year, please sign up and join in. The group will begin by creating patterns and will meet each month to embellish. All skill levels can be successful in this quilting style. The group, which will run until June, will be kept to a maximum of 10 people. The coordinator for this group is Julie Cradder-Thompson.

Special Programs

JoAnne Oldridge (821-3112) and Liz Bayne (763-6337)

The Special Programs committee are pleased to announce two new initiatives for the 2004-05 Guild year.



Ask the Quilter!

Your questions will be answered by an EXPERT during the Show and Share time at each meeting. Write your questions on the pink sheets next to the Question Box (located on the stage).



Mini Demos!

Starting in October, during break time, you will be able to view short demonstrations led by members of the Guild on a technique or tool used in quilting. Our first demonstration will be rotary cutting.

Colourful Newsletter

Cindy Schwan (836-5319)

The Guild newsletter is now available by e-mail. Anyone who has an email address and has Adobe Acrobat can now receive their newsletter by email instead of Canada Post. Adobe Acrobat is on most computers, it is the program that allows you to read files designated as "pdf". It is easily downloaded from the internet.

The biggest cost to our Guild is the postage for the newsletter - over one thousand dollars a year. If you would like to help defray these costs, please check the box on the membership form to receive your newsletter by email. You can print it off in full colour if you have a colour printer.

For the first month, we will send you both an emailed version and a hard copy to ensure that you receive the newsletter. If you are having troubles opening the attachment, please don't hesitate to call.



Guild Quilt

Okay, stop what you are doing! Flip back to the front of the newsletter and take a good look at the Guild logo.....

Done! Great! Did you notice it is the New York Beauty block! A favourite block and sometimes a challenging block! Two years ago we adopted this logo as our official Guild logo but we have not finished updating our new look. After some brainstorming, we've decided not only to make a new Guild banner but a full size quilt bursting with these blocks to hang proudly in the background during our Guild meetings and Guild shows. We need your help!

On Saturday, November 13 we will be hosting our next Quilt Bee day. Similar to last year, we will be meeting early for an optional wake up hike, work through the morning and break for pot luck lunch. No one hosts a better pot luck than we do!!! Material and pattern packages will be available for you to work on. All you need to do is show up with your machine and be eager to sew. Since this block involves paper piecing and curved seams, we will have a few experts on hand to assist with instruction and guidance. This project is open to beginners all the way through to seasoned quilters. Not only will it be a time of fellowship but you will be making Guild history! Come be a part of the process! Sign up sheet will be at the Guild meeting.



Circulating Clipboards!

Please make sure you sign up to help make the Guild nights run smoothly. We are looking for greeters, bakers and quilt holders for our monthly meetings. Clipboards should move from the front to the back of the hall. Thank you for volunteering your time. And another reminder to leave those six front seats left of the centre aisle vacant for the guest speakers, program committee and our historian who need quick access to the stage to adjust microphones, hold quilts and take pictures. Thank you!

FROM THE LIBRARY

by Barbara Jordan (837-0818)

If it's September, it's a new Guild year! Want to borrow books from the library? First stop at the membership table to pick up your **new** 2004-2005 library card and membership card! You must have your new library card before you can borrow items from the library. For those who paid their membership in June, your membership card and library card will be ready. If you are paying your renewal or new guild membership in September, you will get a temporary library card that will allow you to borrow books. How many items can you borrow? Remember **4 and 4**. You can borrow 4 items and 4 magazines per month but only 1 new item. Watch for the yellow sticker on all new items.

New books this month!

Beading Basics by Mary Stori

Beading by Machine by Yvonne Perez-Collins

Color Play by Joen Wolfrom

Focus on Batiks by Jan Bode Smiley

More Quilts from the Quiltmakers Gift by Joanne Larsen Line

Playtime to Bedtime Quilts by S. Evans Yenter

Rx for Quilters by Susan Delaney Mech, MD

Stack a New Deck by Karla Alexander

Stitch and Split Applique by J. Crow and J. Segna

Winding Ways Quilts by Nancy Elliott MacDonald

Other New Items

Surface Design Summer 2004 (magazine)

Quilting Arts Summer 2004 (magazine)

Quilts Crossing Boundaries, An International Celebration of Quilt Artistry

The annual library inventory is complete, thanks to Teresa Bryant for her assistance this year. We have 376 books, 45 magazines, 24 patterns, 16 stencils, 8 paperbacks and 5 videos. Also 175 Quilters Newsletter magazines for reference only (can not be taken out of the library).

The Library is open 6:45 pm to 7:10 pm, and 10 minutes during the break.

A Book Review

By Norah McGuire-MacLeod

Potting Shed Patchwork

compiled by Nancy J. Martin

ISBN 1-56477-412-0

This is the first year I have not been a slave to my garden. This spring I decided to put down the recommended three inches of cedar mulch to keep the weeds at bay and the moisture in the ground. Even so, I still did not find extra time to do more quilting. I did however, manage to pick out a book to review for the start of our Guild season. I chose Potting Shed Patchwork, compiled by Nancy J. Martin.

What better way to garden! Nancy has provided the quilter with fourteen quilts to choose from. Create texture and color in fabric with no need to get your hands dirty. Easy techniques, ranging from quickly-pieced patchwork and paper piecing, to hand appliqué and fast fusible appliqué are used to create beautiful quilts. Nancy has included patterns from designers, such as Country Threads, Carol Doak, Little Quilts as well as some of her own

The projects range from a Keepsake Wreath wall hanging, a Floral Trellis table runner, and a Garden of Heart wedding quilt. The English Rose pattern for a small quilt size of 36" x 48", would make a lovely baby quilt. All the quilts in this book have great directions and coloured photos.

So if you are tired of gardening this summer, pick up this book in the library at the September meeting and leave the garden chores outside.





WORKSHOPS 2004-2005

Marjorie Mansell (820-1106) and Maria Hilts (836-7657)

All workshops will be offered on Saturday from 9 am to 3 pm at the Turfgrass Institute on Victoria Road South unless otherwise noted. Please bring a lunch. Coffee and tea will be provided.

Drawing with your Machine

by Beverly White

Beverly will teach us how to do a landscape or other drawing with machine stitching only. She will also go over in detail several other methods of doing landscapes, including some appliqué and simple paint techniques. This class is limited to 12 participants. *Turfgrass Institute (10 - 4pm)*

Oct. 30, 2004 Cost: \$40 All Levels

Spontaneous Geometrics

by John Willard

If you have never taken a class this is the class to sign up for. This class will change your quilting forever. John is a dynamic teacher who will inspire all. *Turfgrass Institute (9 - 3pm)*

Nov. 13, 2004 Cost: \$40 All Levels

Fabric Bowls

by Helen Hughes

Create fabulous fabric bowls in time for Christmas. These bowls are colourful and one of a kind pieces of art. *Turfgrass Institute (9 - 3pm)*

Dec. 4, 2004 Cost: \$40 All Levels

Stack and Whack

by Sandra Thomas

This was a popular request from our Guild members' survey in June. You will learn how to take a piece of fabric and by cutting in a precise way make a kaleidoscope effect quilt. *Turfgrass Institute (9 - 3pm)*

January 22, 2005 Cost: \$40 All Levels

Fabric Dyeing

by Sharon Beach

Back by popular demand! We will scrunch, twist and layer fabrics using multiple colours in each dye bath. The resulting pieces will be utterly unique and impossible to reproduce! *Dublin United Church (9am-3pm)*

Feb. 19, 2005 Cost: \$40 All Levels

Scrap Magic

By Deb Beirnes

Deb will continue the theme of her presentation to our Guild with a workshop that teaches how to put together beautiful scrap quilts. *Turfgrass Institute (9 - 3pm)*

Mar 19, 2005 Cost \$40 All Levels

Quilting Retreat at Crieff Hills

with
Vivienne Dawney



Crieff Hills has been booked May 6 - 8, 2005 for our quilting retreat. Vivienne Dawney will be teaching Becky's Wisdom - a patchwork quilt that can be arranged in many ways. The quilt has a curved pieced border and is quite beautiful. More information on the quilt pattern will be available soon.

Space for the retreat is limited to 15 participants with accommodation. The cost for the retreat with accommodation is \$250. There will also be spaces for another 5 participants who will come for meals and the program only. Cost for the weekend without accommodation \$200. A deposit of \$125.00 (non refundable) is due at the October meeting. The balance will be due at the February meeting.

Workshop Registration Begins This Month

We have an exciting lineup of workshops and classes for this quilting year! Cheques should be made out to the Royal City Quilters Guild. Registration begins at the September meeting

Refund Policy

No refunds. We will try to keep a waiting list and you may contact someone on this list if you need to miss the workshop.

Block of the Month

Andrea Curtis (821-3576) and Judy Taylor (822-3985)

Throw caution to the wind and go wild with this year's theme, "**Bold, Beautiful, and Bright**". With the exception of two blocks, we are asking you to put away your pastels and whites. We've chosen a mixture of pieced blocks, free-form blocks, and a few paper pieced blocks. We hope you will all participate.

October's Block

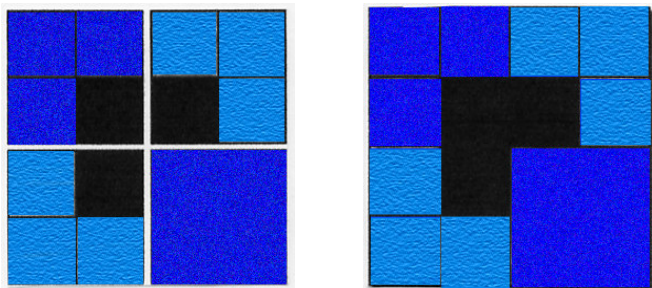
This makes a 12" block. You will need solid black, and two colours from the same colour family - such as red and red/orange or two greens. Please use solid colours and not prints. You choose the colour. Colour one should be a strong colour. Colour two should be a medium shade.

Colour One: cut 3 squares 3-1/2" x 3-1/2" and one 6-1/2" x 6-1/2" square

Colour Two: cut 6 squares, 3-1/2" x 3-1/2"

Solid Black: cut 3 squares, 3-1/2" x 3-1/2"

Assemble the blocks as shown.



Remember there are great prizes to be won!

SLATE OF OFFICERS, CHAIRS and COMMITTEE MEMBERS 2004-2005

Thank you to the following Guild members who by serving on the executive and committees contribute their time, talent, skills and energy to ensure our Guild's continued vitality and success.


Officers of the Executive

President:	Sue Keuhl	826-7914
Vice President:	Maureen Kay	843-1778
Past President:	Jackie James	824-1342
Secretary:	Shelly Palframan	824-0768
Treasurer:	Helen Meyer	855-6597
Past Treasurer:	Dianne Cook	855-4929

Chairs and Committee Members

Program:	Sharon Beach* Maureen Kay* <i>Sara Penny, Niki Zmija, Joan Hett, Debby Clark, Dorothy Price, Christine Whitehouse (bulletin board)</i>	836-4639 843-1778
Membership	Susan Martin* Gillian Robinette* <i>Jackie James</i>	623-8622 519-927-9431
Workshops	Maria Hilts* Marjorie Mansell* <i>Berni Neville, Remy Heard, Cynthia Gardiner</i>	836-7657 820-1106
Newsletter:	Cindy Schwan* <i>Kathy Wagner</i>	836-5319
Social:	To be announced <i>Lorelei Stinson, Velva Roswell, Nora-Jane Sutherland</i>	
Publicity:	Marion Osborne*	821-5445
Special Projects:	JoAnne Oldridge* Liz Bayne* <i>Nancy McNab, Joan Hett (memory quilts)</i>	821-3112 763-6337
Library:	Barbara Jordan* <i>Theresa Byrant, Dawn Labelle, Sandy Campbell, Audrey Vrooman, Florrie Lonsdale, Bev Matson, Pat Wright, Norah McGuire-MacLeod</i>	837-0818
Historian:	Joanne Ariss*	821-4492
Nominating:	Jackie James* <i>Liz Honegger, Judy Rowan</i>	824-1342

* indicates chair of committee
italicized names are committee members



A Quilter's Calendar 2004

Dark Cloth

Catherine Heard, Barb Hunt, Marcel Marois, Carl Stewart
 May 5 - October 3rd, 2004
 Textile Museum of Canada Toronto, ON.
<http://www.textilemuseum.ca>

Harvest of Quilts Show: The Hilltop Quilters Guild

Sept 10 & 11, 2004
 Emmanuel United Church
 851 Upper Ottawa Street, Hamilton ON.
 Friday 10 - 7pm, Saturday 10 - 4pm

A Pieceful Pastime 2004 Quilt Show and Sale

September 17, 18, 19, 2004
 1500 Gulleden Drive, Mississauga, ON
 Contact Linda Chenier 905-279-1338
ms.holiday@sympatico.ca

Pieces of Magic Quilt Show: Oxford Quilter's Guild

September 23-25, 2004
 Trinity United Church on King Street and
 Ingersoll Creative Arts Center, Victoria Park, Ingersoll
 Thursday and Friday 10 - 8 pm, Saturday 10 - 5 pm.
 For info call: 519-268-2304 Karen

The Magic Of Cloth--Act II

Dufferin Piecemakers Quilting Guild
 September 25-26, 2004
 Orangeville Fairgrounds, Orangeville, Ontario
 Saturday 10 - 5pm, Sunday 10 - 4 pm
www3.sympatico.ca/mary.light or call
 519-925-9805 (Mary)

A Celebration of Quilts VIII: York Heritage Quilters Guild

October 21-23, 2004
 Toronto Botanical Garden, Edwards Gardens in Toronto
 For more information: email: quiltshow@yhqg.org or visit
<http://www.yhqg.org/Celebration/celebration.htm>

Quilts North 2004: Elliot Lake Quilt Guild

October 30-31, 2004
 Collins Hall, 120 Hillside Drive North, Elliot Lake, ON,
 10.00am - 4.00pm both days

NEXT EXECUTIVE MEETING

The next meeting of the RCQG Executive will be held Tuesday, September 21, 2004, at the Co-operators Building on Macdonnell Street. We start promptly at 7 pm and finish at 9:30. Please review your September minutes prior to the meeting.

MEMBERSHIP RENEWAL

Gillian Robinette (519-927-9431) and Susan Martin (623-8622)

Membership renewals for the 2003-2004 year will be taken at the membership table starting at 6:45 p.m. Renewals remain at \$34 for the year. Please put your cheque or the correct amount of cash in an envelope with your name on the front and place it in the basket on the membership table – no line-ups. If you have a change of address, phone number or need to update your e-mail address please indicate this on the envelope.

Only new members signing up that night will need to stand in line to fill out the membership form.

**Royal City Quilters Guild
Registration Form 2004-2005**
 P.O. Box 30039, 2 Quebec Street, Guelph, Ontario N1H 8J8

Name: _____

Address: _____
(street)

_____ (City, Postal Code)

Telephone: _____

Email: _____

Please check this box if you wish to receive the newsletter by email instead of Canada Post

MEMBERSHIP (Check one only)

____ Full membership - \$34.00
 ____ Newsletter only - \$17.00
 ____ Junior Apprentice Membership - \$17.00

Method of Payment: Cheque ____ or Cash ____

EDITOR'S NOTE
Cindy Schwan (836-5316) realschwans@yahoo.ca
 Thank you to all who submitted information for this newsletter. The deadline for the next newsletter is the October Guild meeting.

FROM THE LIBRARY

by Barbara Jordan (837-0818)

FROM THE LIBRARY

by Barbara Jordan (837-0818)

Special Programs

JoAnne Oldridge (821-3112) and Liz Bayne (763-6337)

Guild Quilt

PROGRAM

Maureen Kay (843-1778) and Sharon Beach (836-4639)

SPECIAL INTEREST GROUPS

Sue Keuhl (826-7914)

