



Royal City Quilters' Guild

www.royalcityquiltersguild.ca

P.O. Box 24030, Bullfrog Postal Outlet, Guelph, Ontario N1E 6V8

October Meeting Tuesday, October 9, 2012

Three Willows United Church,
577 Willow Rd., Guelph



6:45 Doors Open
7:00 Opening Remarks
7:15 Program

Meeting Checklist

- ✓ Name Tag
- ✓ Show and Share
- ✓ Zehrs Tapes
- ✓ Library Books
- ✓ Bring \$10. for the RaNae Merrill lecture on Oct. 12th



President's Message

As we experience a nip in the air each morning and see the leaves on the trees gradually change colour and flutter to the ground, we know that fall is upon us. With fall and the cooler weather, the quilt maker in me becomes energized and excited about making quilts to ward off the chill in the air or to celebrate upcoming fall festivities

Inspiration abounds in the scenery and community that surrounds us. Take advantage of the fall fairs, the Plowing Match, a drive in the country or the fall quilt shows that are happening in nearby communities. You never know when a new idea, sight, quilt or event will spark your creative juices! Perhaps our first Guild speaker, Johanna Masko, has inspired you to organize your scraps and make a true scrap quilt. Whatever activates your creative juices, have fun!

In closing, I would like to wish you all a wonderful Thanksgiving weekend. Enjoy your family, your friends your home and community and take a moment to consider how privileged we are to live in Canada.

Program

Surprise! We are holding our meeting in the Sanctuary of the Three Willows United Church once again. Bear with us as we familiarize ourselves with the surroundings and where to best situate everything. If we had remained in the Willow Grove Room, there was no longer a volunteer from the Church to bring the stacks of chairs out of the closet. We would have been responsible for carting the chairs out, unstacking, arranging for our meeting, restacking after the meeting and returning the stacks to the closet. And, the cost of the Sanctuary rent is the same as the Willow Grove Room.

Our September speaker, Johanna Masko had lots of ideas on using up, sorting and creating with scraps. We enjoyed seeing slides of a variety of studios and work areas. Every quilter has their own process and working arrangement, it's just a matter of finding out what works best for you.

For our October 9th meeting we welcome back Garnet Smalley of the London International Quilt Festival. "Out of Africa" is the title of Garnet's lecture and trunk show. We will get a preview of the June 2013 exhibit, taking place in London, Ontario, of quilts from Africa. See more information at www.londoninternationalquiltfestival.com


Be sure to bring your wallets as there will be items for sale as well as literature about the Festival.

Book Review

Kaleidoscopes & Quilts by Paula Nadelstern

As a child I loved looking through the eye glass watching all the combinations that fell into place. This book has been in our collection since 2005 and has been fairly active in traveling off the guild tables. When I was looking for an oldie to share with you my eyes kept going to this book. It does not disappoint.

In the intro, Paula tells of being "struck by a bolt of fabric" and even though her space was limited she managed to put together some wonderful combinations. I love the words she chooses in her writing – harmoniously, magic – and also "the whole is greater than the sum of all its parts". The quilts are stunning and Paula takes the time to explain her techniques saying that they are not



necessarily faster or better or foolproof. You might feel intimidated by a brief glance through the pages but instead take it as a challenge. Learn something new! Imagine what you could create.

Library

First things first, a huge thank you goes out to Celia Webb and Marion Osborne for donations to our collection of items for the Christmas Book and Bake Sale. Perhaps the rest of us should take a look through our shelves to see if there is anything that we can part with.

We had a great turn out for our first meeting of the 2012/2013 year. Books were sailing off the tables. Remember, there is no limit to the number of books you borrow however, try to leave some books for your fellow members. Also remember if your books are overdue the cost is \$1 per book/per month.

We've been asked to try and get Bonnie Hunter's new book, String Fling. We also we received a great tip about a site that was having a quilt book sale. Great comments, keep them coming! We are here to help make your guild experience the best yet. Happy quilting!

Membership

Attendance will be taken starting at the October meeting. Please check in on your way to the sanctuary.

If you have not yet renewed, we will be happy to renew your membership, which is \$40 this year. We will be waiting outside the doors to the sanctuary for you!

We had six new members join us last month. Please welcome, Teresa Aquilina, Keith Baldrey, Susanne Johnson, Karen Juraschka, Naomi Klaas, and Karen MiddelKoop. Four new members joined us in June, Anna Dawczyk, Madeleine Parolin, Anne Parsons, and Jan Reid. If you see any of these new members, please take the time to welcome them and chat a bit to get to know them.


Workshop

We will be having a special guest speaker, RaNae Merrill of New York City, on October 12th for a lecture on 'Magnificent Mandala Quilts' and for a workshop on 'Magic Mirror Mandala' on October 13th. RaNae has created wonderful Spiral Mandala Quilts and is the author of two books that have become quilting classics.

The lecture tickets are \$10.00 and will be available for sale at our next general meeting at the door. We still have a few spaces available for the workshop. Feel free to visit RaNae's website if you wish to view her quilts, at www.ranaemerrillquilts.com

Please contact Jackie James at jqulterjames@sympatico.ca or 519-824-1342 for additional information.

We will also have sign-up sheets available for the January 19, 2013 (Deb Beirnes, pieced workshop and the February 23, 2013 Alma Laidlaw, Sashiko workshop. Be sure to mark these dates in your calendar. Should be lots of fun.



Quilter's Horoscope

Libra—September 23 to October 23

Easygoing and sociable Libra's are great fun to have in patchwork and quilting classes and workshops. They enjoy helping others and never turn down a request to lend a hand to pin a quilt top. Friends are very important to Libra, and they don't mind sharing their stash or tools. Unfortunately helpful Libra rarely will ask for help. They think that if they wait long enough for a problem to go away it will. Thus they end up with unfinished quilts when they do run into difficulty. Instead of finding a solution for the glitch they put it aside and move on to another project. They believe that they will be able to return to the project later and the predicament will have fixed itself. Funnily this sometimes works. You will find that a quilt designed by a Libra is always perfectly balanced.

Courtesy of:
www.astrostar.com/QuiltersHoroscope.htm

Community Outreach

Mark your calendars for the Community Outreach
 Bee Day

Saturday November 3rd from 9:30 to 3:30
 at Three Willows United Church

The bee day is always a lot of fun and a great way to meet other guild members, especially over the potluck lunch!

There will be a sign up sheet at the October meeting. Help us put a dint in the guild fabric and make some comfort quilts.

Members of the Community Outreach Committee have been cutting lots of squares and rectangles. Please see us at the meeting to pick up a some blocks to take home. Our next cutting day is scheduled for October 19th. If you would like to join us let Linda deVries know.

Calendar



A Common Thread: Quilts of Perth County

Stratford, Ontario

DATE & TIME

Friday June 1, 2012 - Friday May 31, 2013
 open all year - Tuesday-Saturday 10-4; June through August also open Sunday and Monday 12:00-4:00

This is a community project celebrating the quilts and quiltmakers of Perth County, Ontario. We are interested in exhibiting and documenting quilts that tell the stories of the lives and people of Perth County.

This ongoing, changing, year-long exhibit features quilts from the museum's collection, as well as quilts on loan from the community.

We welcome your inquiries and submissions at any time! please contact Micaela Fitzsimmons at micaela@stratfordperthmuseum.ca or at 519-393-5311.

ADDRESS

4275 Huron Road, Stratford, ON N5A 6S6

CONTACT INFO FOR STRATFORD PERTH MUSEUM

Contact: Micaela Fitzsimmons
 Phone: 519-393-5311
 Email: micaela@stratfordperthmuseum.ca
 Website: www.stratfordperthmuseum.ca

Unravelled: an eclectic exhibit of the quilting arts

St. Jacobs, Ontario

DATE

Friday October 5 - Monday December 31, 2012

CONTACT INFO FOR FRAYED KNOTS

Website: www.stjacobs.com/exhibits-galleries

For more details of these future events and also events in other provinces, go to the CQA website at:

<http://www.canadianquilter.com/event-listings.php>


Next Executive Meeting:

The next meeting of the RCQG Executive will be held **Monday, October 15, 2012**, at the Co-operators Building on Macdonnell Street. We start promptly at 7:00 pm and finish by 9:30 pm.

Please be sure to email Anna Dawczyk prior to the meeting with a brief summary of anything you wish to discuss.



Christmas Contest



Go Green.....if you have an email address, why not receive the newsletter by email and save a tree!! Please advise either Ruth Jennison or Noelle Green-Willms , your membership committee, if you would like to receive the newsletter electronically rather than paper.

Christmas Contest Rules

Contest Rules

1. You must use the tree design provided somehow and somewhere in your quilt.
2. The perimeter of the quilt must not exceed 40 inches.
3. It must be a finished piece (quilted and bound).
4. It must hang at the December meeting.
5. All pieces will be hung anonymously.
6. All those present at the December meeting will vote for their choice of first, second and third prize winners. Yes, there will be prizes.

Please note: the design provided can be manipulated in whatever form you can think of. It can be enlarged, reduced, stretched, etc. You can paper piece the design, applique by hand or machine, raw edge applique, pieced (hint: think half square triangles), etc. You can embellish with beads, embroidery, couching, Angelina, threads, various fabrics, etc. Basically use this design and do whatever you would like to do with it.

Try something new!!

