



Royal City Quilters' Guild

www.royalcityquiltersguild.ca

P.O. Box 24030, Bullfrog Postal Outlet, Guelph, Ontario N1E 6V8

October Meeting

Tuesday, October 11, 2011

Three Willows United Church,
577 Willow Rd., Guelph

6:45 Doors Open
7:00 Opening Remarks
7:15 Program

Meeting Checklist



- ✓ Nametag
- ✓ Show and Share
- ✓ Newsletter Submissions
- ✓ Zehrs Tapes
- ✓ Comfort Quilt Block



Program

This month we are pleased to have Dwayne Wanner visit us. Dwayne learned about quilting from his grandmothers who made quilts for the family on the farm. He has been quilting mainly contemporary and art quilts for the past ten years. Dwayne's work has been exhibited at many national shows both in Canada and the United States. One of his quilts was juried into the National Quilt Museum in 2010. Dwayne teaches courses in art quilt technique. He is a member of the Halton Quilter's Guild, The Fibre Art Connections, and SAQA. Dwayne is primarily responsible for the huge success of the 2009 and 2011 Halton Quilt Shows that he organized.

For a sneak peak, visit Greenwood Quiltery where Dwayne currently has some of his quilts on display. Join us this month for a colourful and interesting display of Dwayne's work.

Thanks to everyone for the great response to our survey regarding your Christmas/Seasonal quilting items. Stay tuned for an update on our plans for the December meeting.

Joanne Criss, Program Chair



President's Message


The leaves are turning colour and falling frantically as this newsletter is being delivered to you. Fall has definitely arrived. The nights are starting to get a little chilly, and so are the days for that matter. Oh where did the summer go???

Now that the days and nights are cooler it's time to dig in and get some serious quilting done. Thanksgiving is not far off and along with all those "turkey dinner" thoughts/smells, you should get your Christmas projects started. You won't want to miss any deadlines.

Remember that our quilt show is just around the corner; so when you're sewing up those Christmas gifts, include a little mini. You know that when you enter a mini for the show, you have a chance to win a prize. I was with Jackie when she was purchasing some of these prizes this past summer and believe me they are really nice. So stitch up a mini, hand it in, and good luck, you too could be a winner.

Now that I have jogged your memory about the show, try keeping those hands and toes warm this fall while staying indoors and quilting. Happy Thanksgiving everyone.

Susan Harrington, President



Show and Share

Many thanks to our September participants, Hazel, Maryanne, Leanne, Susan, Linda, Joan and Greta for sharing and showing their latest quilts, wall hangings, and even a jacket and telling the stories that go along with them.

When signing in for show and share, you will notice we have made a few changes to the sign-up sheet. Please include a recognizable description of the item you will show. This is very helpful to our Historian, Maria, who is busy documenting the photos she takes. This will help her identify the show and share item with a name.

Also, if you would like your show and share photo emailed to you, be sure to sign where indicated on the form and include your email address.

Membership

It's always a busy time at the September meeting! We were joined by five guests and we registered 36 members. Three of these five were new members and 2 were previous members. A warm welcome to Fran Holden, Noelle Green-Willms, Jane Londerville, Elizabeth DeCroos and Darlene Richter. Welcome back to Alma Laidlaw and Mary Lawrence.

Thanks to: Liz Honegger, MaryAnne Girouard, Lana Phillips, Dana Scott and Cyndy Maltby for helping out with registration.

If you haven't registered yet, we'll see you in October.

Lisa Jones, Membership



Membership Business Directory

Do you have a business or service you would like other members to know about? A page in an upcoming newsletter will be published. Send your submission by October 14, to Susan at susan@qualitycomputing.ca

or go to the website at

<http://www.royalcityquiltersguild.ca/>

and click on "Contact Us" tab and then on "Newsletter". Please include a brief description, including contact information, of your business.

Library



Your Guild library is most definitely back up and running. Please feel free to come in and browse before the meeting starts and during break. We have a selection of many popular authors like Kaffe Fassett, Kim Diehl, Jenny Beyer and Becky Goldsmith to name a few. There is also a variety of DVDs and magazines waiting for those of you who perhaps need a little inspiration. You can find a complete listing of the books we own at

<http://www.librarything.com/catalog/rcqg>

Looking to the future, your library committee is planning a draw for November and our traditional Book/ Bake Sale and Silent Auction for December. Donations for these events will be gratefully accepted.

A Reminder: There is a \$1.00 per book, per month charge on overdue items. All monies collected help to buy new books, keeping us current and also help with overall Guild expenses.

If you have any recommendations that you would like to see in the library, please send them to Carol Cousins at carol_cousins_50@hotmail.com or Berni Neville at cyberquilt@gmail.com and we will see what we can do.

Carol Cousins and Berni Neville, Library Co-chairs

Community Outreach

The Annual Bee Day is scheduled for November 5, 2011. Come out and enjoy a day of quilting for a good cause. Piece quilt tops, blocks or do some binding. Bring along your favourite pot-luck dish and be prepared to enjoy an incredible lunch. Visit the Community Outreach table to sign up for a day of quilting and camaraderie.



Have you signed up for Martha Schellingerhoud's November workshop? If you would like to purchase a fabric kit for her workshop there will be a limited number of kits available for purchase at the Community Outreach table for just \$10. Funds generated from kit sales will go toward the purchase of batting for Community Outreach projects.

Nellie Hanuta, Community Outreach

Special Projects

Have you ever wondered, what the heck is a "Guild Challenge"? First and most importantly, it is meant to be a fun activity for Guild members.


When you buy a kit, you get the same two fabrics, the same instructions, the same theme "SPRING", and the same "challenge" to unleash your creativity.

If you have been to any of our previous quilt shows or other Guild quilt shows, you may look at the wide variety of quilts that came back and thought, wow, I would never have thought that so many different quilts could emerge from those fabrics.

If you've never entered a challenge because it's just for other quilters, those risk taking crazies who participate in everything. Why not? It's open to everyone, you're a quilter. We'd love to see what "Spring" means to you. Haven't you wanted to try making a mini, appliquéing, a new technique? Here's your opportunity to try. You get to keep your quilt so you have tried a new technique or block or embellishment, it will be there for you to refer to.

Remember our June speaker Ellen Collington talking about participating in her Guild challenge? One piece she did a lot of research and reworking to complete. One came together almost overnight and she was happiest with that one. Ellen tries to participate in every challenge offered by her Guild, take a page out of Ellen's book.


There are still kits available, you have six months to come up with your overnight sensation. You could win a prize, turn in your challenge piece by the March Guild meeting and you will receive a free admission to our quilt show.



The fabrics we've chosen are Northcott's Stonehenge - Marble 3939-24 and Elements by Mark Lipinski- Salmon 3017-33.

You will receive 2 fat quarters and instruction sheets with the rules for the Challenge. The theme for this challenge is "SPRING". Where you go from there is entirely up to you, there is no right or wrong way to interpret the theme. Just remember first and most important part of a challenge is to **HAVE FUN!**

Barb Jordan, Special Projects



Blogging Along

At our September meeting a clipboard was passed around for you to write down some of your favourite blogs. Here are a couple that fellow members wanted to share.

Mom's Sewing Room - Elizabeth DeCroos

<http://momssewingroom.wordpress.com>

Nancy McNab submitted:

www.selvageblog.blogspot.com




Keep your eyes peeled for blogs that have free give-aways, after all it sure is nice to get freebies in the mail. If you have any more addresses, please send them along to cyberquilt@gmail.com

Berni

Book Review

Dancing Dragonfly Quilts By Sue Beevers



Writing a book around one basic block is potentially a very challenging idea. How much can be said about one block? You can change the size, the orientation, or even play around with fabric choices, but in the end, you still have the same block. In her book, *Dancing Dragonfly Quilts*, Sue Beevers manages to surprise with her block choice and then continues to delight with her creativity.

The original dragonfly block pattern came from a quilt that she discovered at a local historical society quilt show. The quilt, circa 1860-1880, stuck in her mind because she felt it had so much potential for modification and new life 150 years later using our current tools and techniques. Sue went home and made her own traditional dragonfly quilt; then the fun began. The simplicity of the original block enabled her to add squares, triangles, and appliqué motifs without losing the integrity of the original design.

In the book Sue takes you through the entire process of how to modify the block, decide on the size, and even helps with the construction of each design. She covers traditional piecing, template piecing, quick and easy paper piecing, and a modified paper piecing technique. There are also guides for calculating the fabric you'll need for your project as well as some helpful ideas on choosing fabric. Other chapter titles are repeating the block, planning the quilt, and quilt designs.

You can work from one of the 12 patterns included in the book or with all the information the author supplies to design your own original one-block masterpiece. And, if an entire quilt is too grand of a project for your to-do list, then how about just one really awesome square for the silent auction at our quilt show coming up in May?

NEXT EXECUTIVE MEETING

The next meeting of the RCQG Executive will be held Monday, October 17, 2011 at the Co-operators Building on Macdonnell Street. We start promptly at 7:00 pm and finish at 9:30 pm. Please review your minutes prior to the meeting.

Calendar



Building Warmth: A Log Cabin

Exhibit, Sep 10 -Mar 25, Wellington County Museum and Archives, 0536 Wellington Rd 18, RR1, Fergus, ON. Admission: by donation.

Twenty Pieceful Years, Oct 14-15, Croation Centre, 9188 Winston Churchill Blvd, Norval, ON. Halton Hills Quilters Guild 20th Anniversary Quilt Show and sale, door prizes, vendor mall, tea room, mini quilt draws. Admission \$6.

Rouge Valley Quilters' Guild Quilt Show, Oct 15-16, Ajax Community Centre, 75 Centennial Rd, Ajax, ON—featuring a display of members quilts, Quilts from the Heart Display and information booth, miniature quilt auction, lunchroom, vendors market. Admission \$5.

Fan-See Quilts & More Quilt Show, Oct 21-22, Teeswater Culross Community Centre, 28 Clarinda St, Teeswater, ON Five Star Quilt Guild, featuring quilt display, vendors market, quilt draw, lunchroom, boutiques. Admission \$5

The Charlie Fund Quilt Event, Oct 22, Maple Grove United Church, 346 Maple Grove Dr, Oakville, ON—A show by Group of Eight Fiber Artists; silent quilt auction, game door prizes, Charlie Fund Quilt Shoppe, Admission \$2—All proceeds to the ill and injured animals treated at the Oakville and Milton Humane Societies.

Workshops

Coming soon...

Miniature Scraps with Kathy Wagner

Details to be announced at the October meeting. Bring your wallet to confirm your spot.

Andrea Curtis, Jackie James, Cindy Kinnon
Workshop Committee

