




Royal City Quilters' Guild



www.royalcityquiltersguild.ca

P.O. Box 24030, Bullfrog Postal Outlet, Guelph, Ontario N1E 6V8

February Meeting Tuesday, February 8, 2011

Three Willows United Church,
577 Willow Rd., Guelph

6:45 Doors Open
7:00 Opening Remarks
7:15 Program

President's Message

Well January is finally over and it was a cold and snowy one for sure. When it's cold out, I like to hibernate in my sewing room as much as possible. Just looking and touching all of my stash fabrics puts me in the mood to sew quilts and to dream of warmer weather to come. Can you tell I'm not really a winter person!! Only one more month of real winter and then things start to look up.

February is now upon us and along with it comes Valentine's Day which, by the way, allows you to eat as much chocolate as you wish for that one day while sewing up a storm. You have to keep up your strength and energy, and what better way to accomplish that than with chocolate! Family Day also arrives again in February and hopefully you will be able to spend some quality time with a family member, friend, or.... your sewing room.

Remember 2012 is fast approaching and our Quilt Show is just one year away. So now would be a good time to plan and start your projects for the show or maybe finish up some of those UFO's. If making large quilts scares you to death, then why not make mini quilts. They finish up quickly and are a great addition to the show; and while you're at it, why not make a few for the "mini raffle table" as well.

Until next time, enjoy February with your family and friends, your sewing room, and above all stay warm.

Susan Harrington, President


Meeting Checklist

- ✓ Name tag
- ✓ Show and Share
- ✓ Newsletter Submissions
- ✓ Zehrs Tapes
- ✓ Comfort Quilt Block
- ✓ Money for Community Outreach Raffle



Program

You won't want to miss February's speaker. This month we will have Martha Schellingerhoud at our meeting. Martha is a machine quilter and quilts all of her own quilts. She draws her own patterns for most of them. Martha has entered numerous quilts in competitions and has won many ribbons including the Ontario Juried Show miniature category in 2006. She is also a member of the Region of York Quilters' Guild. We are sure everyone will enjoy Martha's trunk show.



Joanne Criss and Shelly Palframan
Co-chairs, Program Committee

Applause



Congratulations to the following members on winning the competition at the St. Joseph's Health Centre: Cory Smit - 1st for Tuscany Village, JoAnne Oldridge - 2nd for Sunflower Beauty and Joan Hug-Valeriotte - 3rd for American Thanksgiving. Well done!



1st

2nd

3rd

Pictures have been printed with artist's permission.

Show and Share



A very big thank you to all our members who braved a very cold night in December to come out and help embellish

placemats. St. Joseph's Health Care Centre were thrilled to receive almost 80 placemats which helped brighten up their dining room during the holiday season.

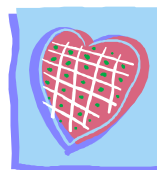
Our show and share participants in December were Jackie James, Susan Harrington, Judy Eckhardt, Dana Scott, Joy Lefneski, Joan Hett and Kathy Wagner. The show and share sign-up sheet is now located at the back of the meeting room, beside our bulletin board.

Joanne Triss and Shelly Palframan
Co-chairs, Program Committee

Community Outreach

The Community Outreach Committee will be selling tickets for a draw to be held at our February guild meeting. We have some great prizes of new fabric and pattern kits. Funds raised will go toward the purchase of batting and backing to support our comfort quilt project for the Guelph General Hospital Paediatric Sexual Assault Unit.

In April, we will have a sale of fabric - fat quarters, fat eighths, charm squares, panels and other surprises. Everything will be very reasonably




priced so start saving your quarters, loonies and twonies in your Quilt Fabric Shopping Jar.


Nellie Hanuta, Community Outreach

Special Projects

Tickets are now available for "A Special Night with Becky Goldsmith" on Friday, April 15. As a paid member of the Royal City Quilters' Guild, you get first chance at tickets to this special lecture and a reduced admission price! You may recognize Becky's name as half of the Piece O' Cake Designs duo. Check out www.pieceocake.com for more information on books, patterns and fabrics by Piece O'Cake.



Location: Three Willows United Church
Date & time: Friday April 15 at 7 pm
Admission: \$8 for members, \$10 for non-members



Becky is sure to bring samples of work by Linda Jenkins and herself as part of Piece O' Cake Design. You've seen their books. You've bought their fabric and patterns. Now come see the quilts and listen to the stories behind the quilts!

Can't get enough of Becky? Our Workshop committee is holding a workshop with Becky Goldsmith on Saturday, April 16. Look for more information under Workshop Committee in this newsletter. Our website will soon be updated with a link to www.pieceocake.com, as well as information about the lecture and tickets. Bring your money to our February Guild meeting; or contact Barbara Jordan at 519-837-0818 or barbara.rcqg@gmail.com to reserve tickets. Space is limited, do not delay!

Workshops



Piece O'Cake with Becky Goldsmith
Whimsical Garden Block #6—Hand Applique
<http://www.pieceocake.com/>

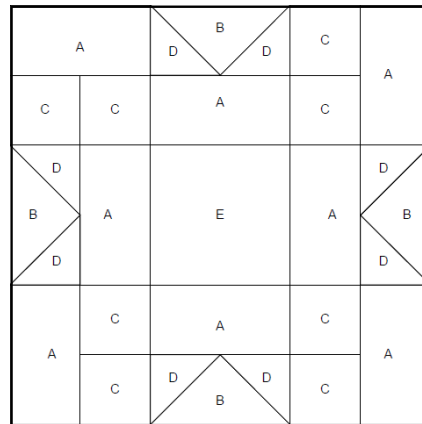
Where? Three Willows United Church
When? Saturday, April 16th 9 am – 3 pm
Price? \$50 for members

Don't be disappointed! Register and pay to hold your place in this workshop that you won't want to miss. You are in for a treat!

Block 11

12 1/2" Block

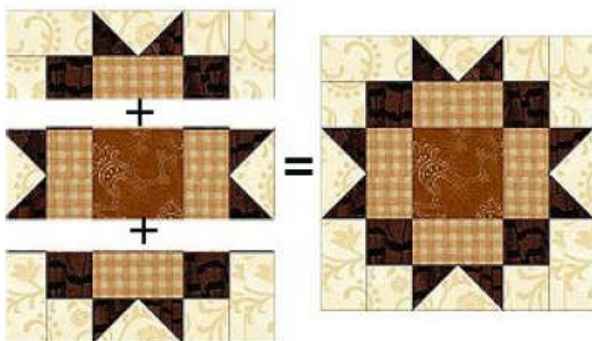
Sew together patches as shown using a 1/4" seam. Press to the darker fabric if possible.



Patch #	Color # to Cut	Color # to Cut	Size & Shape	Second Cut*
A	4	4	4 1/2 x 2 1/2	
B	1		5 3/16 square	
C	4	4	2 1/2 square	
D	4		2 7/8 square	
E	1		4 1/2 square	

* - Cut once diagonally.

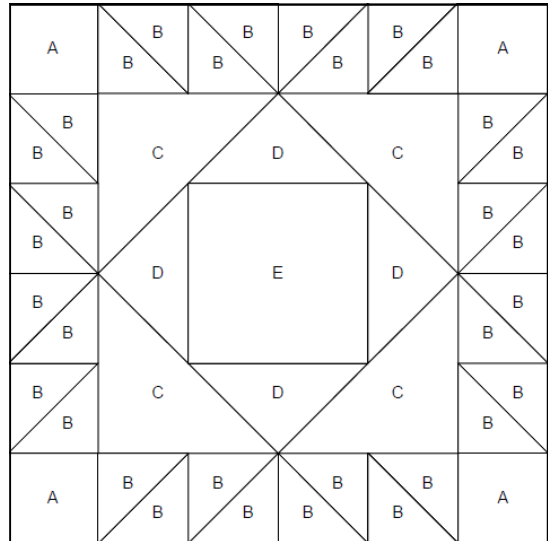
- Cut twice diagonally













Block 12


12 1/2" Block

Sew together patches as shown using a 1/4" seam. Press to the darker fabric if possible.



Patch #	Color # to Cut	Color # to Cut	Size & Shape	Second Cut*
A	 4		2 1/2 square	
B	 8	 8	2 7/8 square	
C	 2		4 7/8 square	
D	 1		5 3/16 square	
E	 1		4 1/2 square	

*  - Cut once diagonally.


 - Cut twice diagonally



=



Nominations



Hear ye! Hear ye! Nominations are now open for the 2011-2012 year of the Royal City Quilters' Guild!

All positions are open to any paid member of the Guild except for Past President and Past Treasurer. Beginning in July, following elections held at the Annual General Meeting in June, a Chair or Co-chairs have a one-year term but can hold the same position for two years.

On behalf of the Guild, I would like to thank Laurel Marsolais who will be completing two years as our Librarian.

The Slate of Officers for 2010-2011 can be found inside our 2010-2011 Members Directory and the Bylaws governing the Guild are listed at the back of the booklet. An overview of the duties of the various positions is listed below.

Officers of the Guild:

President - presides over the general and executive meetings, is an ex-officio member of all committees except the Nominating Committee, general supervisor of the affairs of the Guild, and performs duties normally part of office of President.

Vice-President - assists and/or replaces the President when necessary, covers any areas or duties not covered by another officer or as designated by the executive.

Secretary - takes accurate minutes of the executive meetings and AGM, responsible for general correspondence.

Treasurer - is responsible for all Guild funds, receiving of all monies, making deposits, issuing cheques when required, keeping up-to-date records and preparing financial reports.

Past President - While this position is not open for nominations, duties include chairing the Nominating Committee.

Standing Committees:

Program - plans and arranges varied programs for the Guild meetings.

Membership - keeps membership list up-to-date, collects annual dues and guest fees, arranges for printing of Members Directory.

Workshop - plans and organizes workshops, facilities, equipment and refreshments for workshop

Publicity - publicizes Guild meetings, workshops and other activities.

Newsletter - prepares and distributes newsletter to all Guild members.

Special Projects - arranges special events or activities as requested by the executive.

Librarian - responsible for Guild library books and magazines, oversees loan of books to members.

Historian - keeps pictorial and written history of Guild and its newsletters.

Community Outreach - co-ordinates the Guild outreach program of providing quilts as needed in the community of Guelph and immediate surrounding area.

Website - maintains and monitors the Guild website as directed by the executive.

Come one! Come all! Now is your chance to join an existing group of women and help to steer the Guild in the direction you would like to see it moving. Just call Nancy McNab at 519-856-1084. She will be happy to sign you up!

Membership


Four members joined the Guild in December. Give a warm welcome to Helen Donaldson, Hazel Switzer, MaryAnne Girouard and Konni Scott. Welcome also to new member Heather Cullen who joined us in January. In January we were also joined by five guests.

If you haven't yet picked up your member directory, you can pick it up at the membership table at the February meeting.

Lisa Jones, Membership



Reindeer Crunch



This was featured at the annual Bake and Deli sale at the December meeting. Here's the recipe:

1 cup of butter, 1 cup of brown sugar, 1/2 cup corn syrup, 1 tsp. baking soda and 1 bag of Popcorn Twists.

Melt butter, sugar and corn syrup together. Let bubble for a minute or two then add baking soda (mixture will bubble up). Mix well, pour over popcorn twists. Toss to coat popcorn. Arrange on two jelly roll pans that have been greased or sprayed. Bake at 325 for 10 minutes, then turn popcorn over and bake another 10 minutes. Watch closely.


Book Review

fresh*quilting : Fearless Color, Design & Inspiration by Malka Dubrawsky

Many people will be familiar with Malka Dubrawsky's blog "A stitch in dye" <http://stitchindye.blogspot.com/>. Her latest book features more of her vibrant and freeing quilting designs. In her introduction Malka tells her readers that she received her best piece of advice from a friend who told her when she didn't understand quilting instructions to "wing it" She encourages all of us to follow this advice by cutting our fabric freehand and trimming without measuring – the results are freeing and vibrant. The projects include string-pieced pot holders and trivets, and coasters utilizing her freehand cutting technique. There is a lovely sewing machine cover that will encourage you to protect your machine from dust, but will be worth looking at as well. There is a pattern for a beautiful knitting needle case that will accommodate all sizes of needles. Also included are ideas for curtains, totes, scarves, pillows and a fabric ABC book for children that can be adapted for crib bumper pads. You will also find a selection of vibrant and colourful quilts for every member of the family.

She also offers 10 pieces of advice for improvisational piecing including: relax, embrace wonkiness and size disparity is a good thing.

If you want to explore your creativity and not be bound by rules and patterns, you will enjoy the bright and joyful projects this book provides.



Block of the Month

In this newsletter you will receive the patterns to the last two blocks of our mystery quilt. Remember to sew your blocks using a SCANT (slightly less than) 1/4" seam or your blocks will not come out to the correct size. Also try to get your block cutting measurements exact for best results. I have my twelve blocks put together (not in the recommended layout) to show you at the February Guild meeting. The next newsletter will have the sashing, border and layout information. If you want to donate any of your blocks, Nellie hopes to have enough blocks to make a quilt top or two for the Comfort Quilt project. Happy quilting!

Kathy Wagner

Calendar



At the time of printing this newsletter, there were no February or March events listed on the CQA website. If you need to check for a listing, go to:
<http://www.canadianquilter.com/event-listings.php>

If you are planning a trip, this site lists events for all provinces, United States and International.



Member Directory of Services

Marilyn Farquhar - 519-896-8182 or email:
marilyn@providentmanagement.ca

I have just started facilitating workshops and have the first one scheduled with Joan Reive (Fractured Landscape) on April 30-May 1, 2011. Additional teachers of an international caliber are scheduled for 2011-12. The first class will be held at my office in Waterloo and future classes will be held at my home in Heidelberg.

MaryAnne Girouard - 519-766-9226 (h) and
519-993-2530 (c)

I sew custom-designed insulated winter coats for dogs. For more information, email greyt.coats@rogers.com. I also have a low intensity laser therapy business. The laser is red and infrared light and is healing/curative for many maladies that we suffer from (arthritic pain, lower back pain, gout, skin ulcers and many more). The laser is healing at the cellular level. The website is bioflexlaser.com and email is Guelph.laser@rogers.com.

Mary Hopkins - 519-822-2574

Longarm Quilting: All over designs to custom creations. Reasonable prices. Discounts for repeat customers. Whole cloth quilting/embroidery for your sewing creations. Lessons and rental time available.

Nancy McNab - 519-856-1084
(Tapestry & Tassels)

Soft Furnishings such as window coverings including drapes, roman blinds, valences and swags. Also duvet covers, bed skirts, pillow shams and decorative toss cushions. Basically, anything for home décor which can be done on the sewing machine.

NEXT EXECUTIVE MEETING—The next meeting of the RCQG Executive will be held Monday, February 14, 2011, at the Co-operators Building on Macdonell Street. We start promptly at 7:00 pm and finish at 9:30.