



# Royal City Quilters' Guild



[www.royalcityquiltersguild.ca](http://www.royalcityquiltersguild.ca)

P.O. Box 24030, Bullfrog Postal Outlet, Guelph, Ontario N1E 6V8

## November Meeting Tuesday, November 9, 2010

Three Willows United Church,  
577 Willow Rd., Guelph

6:45 Doors Open  
7:00 Opening Remarks  
7:15 Program

### Meeting Checklist



- ✓ Membership Fees (\$37)
- ✓ Name tag
- ✓ Show and Share
- ✓ Newsletter Submissions
- ✓ Zehrs Tapes
- ✓ Comfort Quilt Block
- ✓ Money for Library Raffle
- ✓ Donations for Dec.. Book Sale

## Program

Quite a few of our members approached us after the meeting last month to let us know just how much they thoroughly enjoyed Marilyn Farquhar's wonderful trunk show in October. Not only were her quilts beautiful and colourful, but they were also exquisitely quilted. Marilyn enjoyed our guild meeting so much that she joined us as a member, welcome to the guild Marilyn.

This month we will have Donna Funnell of Milton as our guest speaker. Her trunk show is called, Journey from Quilter to Fibre Artist. Her art quilts are known for their intense colour and are covered with embellishments of paint, thread and beads. You may have seen some of Donna's work in several different juried shows, quilting challenges, galleries, or museums. This is certainly a trunk show that shouldn't be missed. See you all then.

*Joanne Criss and Shelly Palframan*  
Co-chairs, Program Committee

## President's Message

Happy November!!!

Well, we made it through Halloween and now we're on the road to Christmas. I can hear those sewing machines humming now.

Show and Share for the November and December meeting is always fantastic. And... we get a sneak peek of all those items you have been working on for Christmas. Mark these meetings in your day planner/calendar with large stars, you won't want to miss them.

On another note--- we will be hosting our 5<sup>th</sup> Quilt Show in 2012. Yes it sounds like a long way off, however, it isn't. Plans have already started – the venue has been chosen and all we need now is a committee and someone to chair the show. Are you interested ??? There will be a sign up sheet at the November meeting so please sign up and help. The Royal City Quilt Guild has a reputation for putting on a stupendous show, and I know that the 2012 show will be just as great. Our guild has so many talented quilters.

Over the last few weeks, I have had the opportunity to visit other Quilt Shows in southern Ontario and have been truly inspired by some of the work I have seen. Hopefully some of you have had the same experience. So on that note: Quilters, start your engines/sewing machines..... get set..... go.....

*Susan Harrington, President*

## Membership

We had 3 guests at the October meeting. We also renewed 7 memberships and registered 5 new members. Welcome to new members: Marsha Clarke, Stephanie Maddison, Marilyn Farquhar, Cindy Schwan and Sarah Wilford.

*Lisa Jones, Membership*

## Show and Share

Thanks again to several of our members who were kind enough to share with us their finished or ongoing projects at October's meeting. Sharing last month was Nancy McNab, Judy Eckhardt, Joan Hett, Linda Devries, Susan Birkholz, Mary Hopkins, Joan Hug-Valeriotte, Louise Marshall, Barbara Kuczynki, Mary Gray and Dawn Labelle. Look for our Show and Share clipboard at the back of the meeting room to sign up.

## December's Program

At our December meeting we have planned to embellish and decorate quilted placemats which will be donated to a Community Group in Guelph for distribution to people in the community who would enjoy receiving them during the holiday season. In December's newsletter we will include instructions and advise to our members on how to construct a placemat. We are sure everyone has a stash of seasonal fabric at home that could be made into one of these placemats. The top can be pieced, or whole, patterned or plain. The size of the placemat can vary, from round, oval or rectangular, and be varied in size as well, generally around 13" x 19". We will also have some fabric available for members to take home with them, to get a head start on making one or as many as they can, to bring to the December meeting to embellish. Visit us at our table at the meeting where you can pick up some precut seasonal fabric to use for the placemats.

*Joanne Ariss and Shelly Palframan*  
Co-chairs, Program Committee

**NEXT EXECUTIVE MEETING**—The next meeting of the RCQG Executive will be held Monday, November 15, 2010, at the Co-operators Building on Macdonell Street. We start promptly at 7:00 pm and finish at 9:30.

## Community Outreach

### Quilt Bee Day

Our annual Quilt Bee Day has been scheduled for **Saturday, November 6, 2010** at St. Mary's Parish Centre located at 115 York Rd. (the church with the three copper domes). Entrance to the Parish Centre and parking are at the back. The day will begin at 9:00 and finish by 3:00.

We break at noon to enjoy some fellowship over a **pot luck lunch**. Our goal is to finish a quilt top which will then be quilted and donated to a local charitable organization. All levels of quilters are welcome. We would like to extend a special invitation to new members to join us. If you haven't signed up but would like to join us please call Nellie at 519-265-1590.

### Comfort Quilts

Thanks to all who took a block kit at the September or October meeting. We appreciate your assistance. We will continue to provide kits on a monthly basis. Please remember to return the finished blocks at the next guild meeting and sign the kits out AND back in so we can keep track of the blocks. We will also have a sign up sheet for those who are willing to help assemble the blocks into quilt tops, do quilting or binding. Please check with us at the Community Outreach table at the back of the meeting room. We have several quilt tops ready for quilting. If you would like to practice a new quilting pattern or just stitch in the ditch we appreciate your help.

Our goal this year is at least 40 quilts. Thanks to all who have provided a quilt top or a completed quilt to this very worthwhile cause. Your continued support is appreciated.

## Workshops

Do you have any UFO's ?  
Having trouble finding time to start your next project?  
Do you need help in putting your quilt together, binding, basting your quilt, machine quilting, etc?  
Join us to tackle new projects and get others finished.

### Quilt Retreat Day

**Where?** Three Willows United Church  
**When?** Saturday, November 20<sup>th</sup> 9 am – 3 pm  
**Price?** \$25

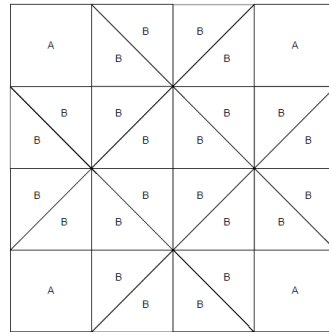
Visit Jackie James, Cindy Kinnon and Andrea Curtis at the Workshop table at the next meeting to get any details and register.








**Full Payment will reserve your spot.**


# Block 5


12 1/2" Block

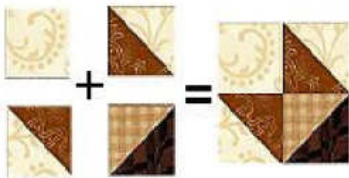
Sew together patches as shown using a 1/4" seam. Press to the darker fabric if possible.



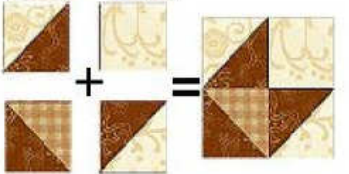
Patch #	Color # to Cut	Color # to Cut	Size & Shape	Second Cut*
A	 4		3 1/2 square	
B	 4	 2	3 7/8 square	
B	 1	 5	3 7/8 square	

\*  - Cut once diagonally.

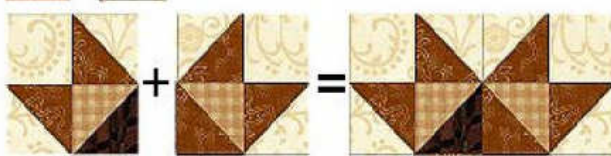
 - Cut twice diagonally



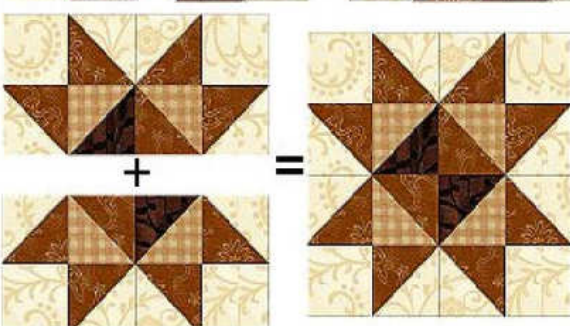
Make 2 units like this



Make 2 units like this



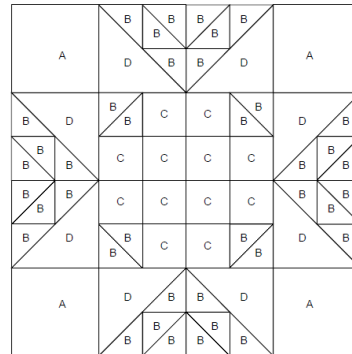
Combine to make 2 units like this



# Block 6

12 1/2" Block

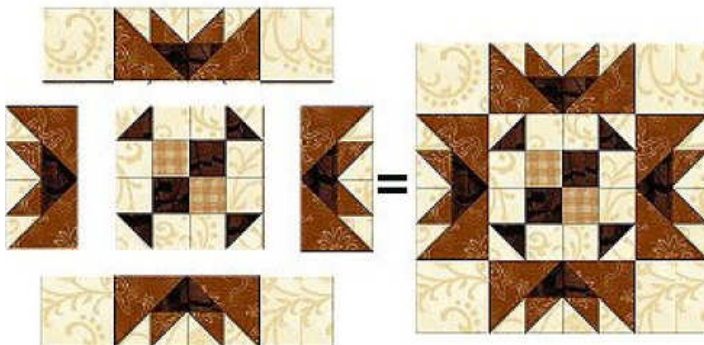

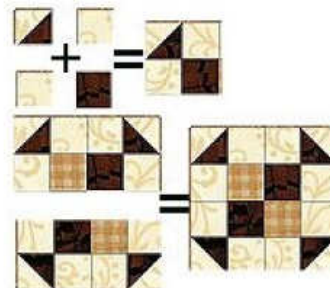
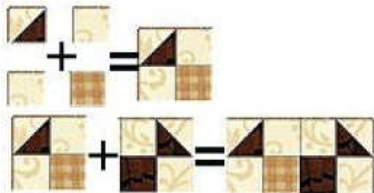
Sew together patches as shown using a 1/4" seam. Press to the darker fabric if possible.



Patch #	Color # to Cut	Color # to Cut	Color # to Cut	Size & Shape	Second Cut*
A	4			3 1/2 square	
B	10	6	4	2 3/8 square	
C	8	2	2	2 inch square	
D	4			3 7/8 square	

\* - Cut once diagonally.

- Cut twice diagonally




**Royal City Quilters' Guild  
Standing Rules**

Revised October 2010

1. Guild general meetings will be held on the second Tuesday of each month from September to June.
2. Annual membership fee will be \$37 per person. New members joining on or after February 1st will be charged a prorated fee of \$20 for the balance of the term. Annual junior apprentice membership fee will be \$20.
3. Guest fees for general meetings will be \$5 per guest and determined at the discretion of the Executive for those meetings which include a special guest speaker.
4. The Guild bank account will be at the TD Canada Trust at Edinburgh Marketplace, Guelph.
5. All Guild cheques will require two signatures - the Treasurer, plus either the President or the Vice-President.
6. Nominating Committee will function all year. Prospective Executive members will commit to attend the majority of Executive meetings.
7. Canadian Tire money will be collected and used towards the purchase of miscellaneous supplies (e.g. extension cords, irons, teapots, etc.)
8. Monies received from the collection of Zehrs grocery tapes will be used to support the Community Outreach Activities.
9. The cost for an annual mailed subscription to the Guild newsletter will be one-half the cost of a full Guild membership.
10. Guild members teaching workshops for the Guild will be paid a minimum of \$25 per hour.
11. Fees for Guild workshops will be established by the size and cost of running the workshop.
12. Members who do not renew their membership by the September meeting will be dropped from the membership list.
13. Paid advertisements will not be run in the Guild newsletter.
14. Minutes of the Executive meeting will be sent to the President, the Vice-President and Newsletter Chairperson within seven days following Executive meeting.
15. A quorum for the transaction of business at the Executive meeting shall be 50% plus one of the elected officers of the Guild.
16. The immediate Past President, in conjunction with the Secretary shall revise and update the Guild Standing Rules annually and will have this revision completed by the October Executive meetings so that they can be published in the November newsletter.
17. At the beginning of each program year, the Executive will approve a budget for each committee to use in carrying out their Guild responsibilities. If additional funds are required throughout the year, the Committee Conveyor must apply to the Executive for approval.
18. Fees for Guild speakers will be determined by the Program Chair and will fall within the Program's budget.
19. The position of Past Treasurer has been created in the event the current Treasurer is unable to carry out her duties. The Past Treasurer does not have signing authority and only attends Executive meetings when the Treasurer is absent.
20. Sympathy and get well cards will be sent by the secretary at the discretion of the Executive.
21. Major motions passed at the Executive meetings which affect guild members will be published on a regular basis in the Guild newsletter.
22. The Guild will have a post office box in a central location.
23. Urgent decision protocol: the President, or in her absence the Vice-President, will consult with the Vice-President and the Past President to decide if the issue is in fact urgent, the President, or in her absence the Vice-President, will consult by phone or e-mail with the Vice-President, the Past President, the Secretary and/or the Treasurer regarding the urgent matter. When a consensus (unanimous agreement) has been reached, the member(s) will be notified of the Executive decision. At the next scheduled Executive meeting, the President, or in her absence the Vice-President, will notify the other Executive members of the circumstances of the problem and decision arrived at.
24. The Library will charge a late fee of \$1 per book per month on overdue books. Members must pay to replace book(s) that have been damaged or lost.
25. In the case of a Standing Committee who has agreed to co-chairs (2), they must declare at the first of each Executive meeting, to the Secretary at the time attendance is taken, who the voting member is. Both are welcome to attend the Executive meeting and receive the minutes.
26. Workshop Committee Members may participate in workshops without paying the registration fee, space permitting. If space is not available, Workshop Committee Members may audit the class. The number of Workshop Committee Members at the class is subject to the discretion of the Chair or Co-chairs. Additional fees, such as kits and extra materials must be purchased by the participating committee members.

## Book Review

The Quilter's Album of Patchwork Patterns: 4050 pieced blocks for quilters by Jinny Beyer



Jinny Beyer has produced the ultimate patchwork quilting guide. After extensive research poring through magazines and newspapers from the last two centuries, she has collected the patterns of more than 4,000 quilt blocks.

She has broken down the blocks by the different grids, dated the blocks and indexed them by their multiple names. Then she has catalogued and grouped similar design styles (bow-ties, airplanes, and kaleidoscope blocks) together.

She has provided quilters with a comprehensive tool for finding, identifying and drafting a lifetime's worth of quilt blocks. Her unique method of categorizing the blocks allows quilters to understand how each block is constructed. Once you understand the grid that has been used to draw the block, it is easy to recreate the pattern in any size or colour.

Every quilter will be overwhelmed by the myriad possibilities for creating and combining blocks – we may never leave our sewing rooms.

## Library

Bring your cash to the November meeting and enter the library raffle. We have some great prizes that will light up your sewing room, feed your appetite for chocolate, unleash your creativity and add to your stash. The winners will get to choose their prize until they are all gone! Tickets will be \$2.00 each or 3 tickets for \$5.00 – as usual, the money raised will be used to purchase materials for the library.

We'll be having our annual book and bake sale in December, so if you want to clear out any unwanted magazines, patterns or books, you can bring them to the library at the upcoming meetings, and we'll add them to the sale in December.

What should we do with all the money we raise? Is there a book or perhaps a magazine subscription you would like to see in your library? Please send your suggestions to me at [lmarsol@rogers.com](mailto:lmarsol@rogers.com).

*Laurel Marsolais, Library*



## Calendar



At the time of printing this newsletter, there were no events listed on the CQA website. If you need to check for a listing, go to: <http://www.canadianquilter.com/event-listings.php>

If you are planning a trip, this site lists events for all provinces, United States and International.

### SHOP HOP:

November 4-6—Participating stores are Ye Olde Fabric Shoppe—Stratford, The Quilt Place—Shakespeare, Creative Sewing Centre—Kitchener, Creative Sisters—Kitchener, Reichard's—St. Jacobs

## Block of the Month

We have received permission from a pattern designer to offer you this block of the month mystery for FREE to our Guild members making comfort quilts. Please respect the generous gift of the use of this pattern by not copying it for other people and by giving the pattern designer (whose identity will be revealed at the end) credit for this quilt design.

In the March newsletter will be the instructions for the sashing and the borders. The grand reveal of the mystery quilts will be at the June meeting. The finished size of the quilt is 60" x 72". See September's newsletter for recommended yardages.

### Mystery BOM Tips (BE SURE TO READ):

- ♦ 3/16" of an inch is between the 1/8" and 1/4" line. Most rulers don't show the 16ths. Using this measurement (if you have a perfect 1/4" seam) makes your blocks accurate. **However, if you want to make the block a little bigger and cut on the 1/4" line and trim each pieced unit as you go along, you can do that too.**
- ♦ **Block #2 Patch A** cut 4 squares 4 3/16" of the medium fabric, then cut diagonally twice...difficult to see in the graphics but you will be sewing 2 triangles back together of the same size to take up half of the Quarter Square Triangle block...doesn't seem to make sense to quilters to do this, but that's what the directions say. If you have any questions about this, please see Kathy at the break!
- ♦ Each month you will get 2 block patterns in the newsletter...this month it is block #3 and #4 and each month it seems there will be one that is easier and one that is a little bit harder. **\*WARNING...Block #4 is hard!**
- ♦ This is for your quilting fun, so if your block isn't coming together as the directions show, make up your own version (no quilt police here).

Email me (Kathy Wagner) if you have questions: [kewagner@sentex.net](mailto:kewagner@sentex.net)

Co-ordinated by: Community Outreach Committee