



Royal City Quilters Guild

P.O. Box 30039, 2 Quebec Street, Guelph, Ontario N1H 8J5


Monthly Newsletter

October 2004

President: Sue Keuhl 826-7914
Secretary: Shelly Palframan 824-0768

Vice President: Maureen Kay 843-1778
Guild Treasurer: Helen Meyer 855-6597

October Meeting



Westwood United Church, Willow Rd., Guelph

6:45 Doors Open
7:15 Opening Remarks
7:30 Program
8:30 Break
8:45 Show and Share

Meeting Checklist

- ✓ Membership Fees
- ✓ Workshop Fees
- ✓ Name Tag
- ✓ Exchange square
- ✓ Library Books
- ✓ Show and Share Items
- ✓ Block of the Month
- ✓ Newsletter Submissions
- ✓ Zehrs/Ultra Tapes
- ✓ Canadian Tire Money
- ✓ Cup or Mug


These members have kindly offered to provide treats for the October meeting

Laurene Davis, Diane Black, Kay Valeriote, Nora Jane Sutherland,
Loralie Stinson, and Velva Roswell



INDEX

Programpage 3
Library page 5
Financial StatementInsert
Workshops page 6
Block of the Month page 7
Calendar of Events page 8



Greeters this month are

Mary Howlett Nero
+
Elaine Gostick





The future belongs to those who believe in the beauty of their dreams.”

Eleanor Roosevelt

This past June, members of the Royal City Quilters Guild Executive met for a Brainstorming session. Two key questions were asked:

What do we like about the Guild that we are currently doing?

What programs and /or services would you like to see us offer?

To enhance our discussion, the members of the Executive were given a homework assignment prior to our meeting. They were to view a variety of web sites from other Guilds. From these web sites, we were able to pick out a variety of ideas and also germinate some fresh new thoughts.

At the outset of our brainstorming, we clarified that there would be no idea that would be too silly or outrageous to mention. Everything was fair game and this sentiment led to considerable creative expression. On the other hand, we also noted that not every idea would be doable. It is our job to research and determine what would be in the best interest of the Guild. ***It is a great challenge to take wonderful ideas, break them down and determine how they may become a reality.***

Two ideas have are currently being put into motion. At the October meeting, our Special Projects Committee will be setting up our first mini demo during our break time. Rotary cutting techniques will be demonstrated. In future months, many other techniques useful to beginner quilters will be shown. The second idea to become a reality will be the making of our Guild Quilt at our November Quilt Bee. More details are on page 3 of this newsletter. Regarding the wealth of other suggestions, we broke down the ideas and categorized them. Here is our list of suggestions:

Studio Space with possible day programs. Providing members a place to work and/or mark our large quilts.

Donation quilts: We still wish to make quilts for our community but need to look at how to channel our energies into this activity.

Scholarships: Are there ways we could be helping young quilters realize their dreams and further their skills? Similarly, are there ways we could be reaching potential quilters in our community who lack funds and resources to realize their talents?

Web Site: Has the time come that we should have our own web site? This could be an excellent communication tool and great way to showcase the talents of our members.

Quilt Calendar: A Calendar comprised of pictures of our member's quilts. How many would you buy? Just think...Guild nights would already be marked on the calendar when you flip to each month!

Quilt Registry: Documenting and taking pictures of our member's heirloom quilts to make a permanent historical record.

15th Anniversary of the Guild: Planning a special celebration of our 15th Anniversary in March 2006.

From the list of ideas, we need to break down the tasks and skills needed to see if we can make these ideas a reality. While we will continue to meet behind the scenes, I would like to encourage your input. If you have some expertise, previous experience or connections that could assist in developing these ideas, we look forward to hearing from you. You may contact me directly at

koolhouse@sprint.ca

If there is an idea that you would like to help develop, please don't hesitate to come forward. While these ideas have germinated from our Executive, we need the input and collaboration from many others to determine which ideas are viable. I encourage you to join us and see what we can accomplish together.

Sue Keuhl

PROGRAM

Maureen Kay (843-1778) and Sharon Beach (836-4639)

Ralph Beney

Ralph Beney from Waterloo will be sharing his innovative quilts and slides with us. His pieces are truly 'one of a kind'. He will talk about his love of fabric and his passion for design. Ralph entered the quilting world after he got involved with tapestry weaving. His quilts were created at the time when "Art Quilts" were beginning to appear. He is a member of the Connections group and one of his pieces is currently on display at the Carnegie Gallery in Dundas.



Getting to Know You

The Program committee would like everyone to bring a 6" square for an exchange. There may be a story attached to this square or perhaps it's one of your favourite colours. You will meet a fellow guild member and receive a square in exchange.

Quilt Bee Day

Sue Keuhl (826-7914)

We will be hosting another Quilt Bee Day at Lakeside Church near Guelph Lake in November. Our day will begin with an optional, inspiring wake up walk at 8:00. At 9:00 we will begin sewing from pre-made kits of 8" New York Beauty blocks. Our colour scheme will be vibrant jewel tones so we can assemble a dazzling Guild quilt and banner to be displayed at our meetings and quilt shows.

There is still room for more people to sign up at the October meeting. Look for us at the back of the room. This quilt bee is open to quilters of all skill levels. Assistance may be provided to those unfamiliar with the pattern. All you need is a sewing machine in good working order and a basic sewing kit. You are welcome to bring trinkets, beads, sequins and buttons to add for embellishments. A sign up list for the Pot Luck will be available at the October meeting. Come and be a part of the fun. Just think...a full day of sewing!



BREAK TIME!

A favourite part of our meetings! We enjoy the many great treats brought in by our members while we socialize. Break time is made possible by the dedicated efforts of our Social Committee.

Currently this committee is without a coordinator. To encourage someone to come forward and take the helm, we have reviewed the position and have decided to lighten the load. Going forward, coffee will no longer be served at our monthly meetings. Juice and water will be provided.

We would also like to go back to encouraging members to bring their own cups to meetings. Cups will still be provided for new members and guests. We ask that everyone else be environmentally conscious and pack a cup to bring to our meetings. Now that we've lightened the load, here is the new job description:

Social Coordinator

- * oversees a committee of 4-5 people
- * maintains the treat list (already done)
- * coordinates set up and take down with committee members
- * attends monthly Executive meetings every 3rd Tuesday except December.
- * coordinates the purchase of supplies

Interested? Please call Sue Keuhl At 826-7914.



Don't Be Disappointed!

Please remember that if you have not paid your annual membership (\$34) or your newsletter subscription (\$17), by the executive meeting in October, you will not be receiving a November newsletter.



Ask the Quilter!

The answers to our "Ask the Quilter" questions will be provided in the newsletter. This gives us time to search out our "resident expert" and provide you with a printed copy of the answer. The question box and paper is on the stage during the meetings.




Homewood Volunteers Needed

For many years members of the Guild have volunteered with the Eating Disorder Group of Homewood Health Centre. Volunteers teach basic quilting techniques to patients Monday evenings from 7 - 8:30 pm. Small projects such as pillows or wall hangings are completed over a four week period. This is a very rewarding experience. For more information please contact Cindy Schwan at 836-5319.

Garden of Hope Quilt

The Homewood Volunteer Association sent the Guild a lovely thank you card with their sincere thanks for our donation of the Garden of Hope Quilt. The Association netted approximately \$1,500 on the sale of the tickets. The quilt was won by a local woman who was just "thrilled" to win the beautiful quilt.



Website Review

(Cindy Schwan 836-5319)

As quilters we all have our favourite and least favourite blocks. As a mother of two boys, who spends most of her spare time picking up Lego (after stepping on it) and pulling "who knows what" out of pockets, I have very little time to appreciate "cute" things. Even as a child I was more likely to pick up a toy truck than a doll. Maybe that is why I was blessed with these two boys instead of a daughter. And so, when I look at quilting blocks, I very quickly label Sunbonnet Sue as one of my least favourites. My apologies to those of you who list it among your favourites.

You may ask what this all has to do with a website review. Well..... as I was surfing I came across a site that depicts "Bad Sunbonnet Sue Blocks" A group of women who react more strongly to Sue than even I do, created numerous blocks of Sue's wicked side. Some of the blocks are quite amusing - some are a little vicious toward Sue, but all are intended as good fun. The website is:

<http://quilting.about.com/gi/dynamic/offsite.htm?site=http%3A%2F%2Fwww.geocities.com%2FHeartland%2FOaks%2F6813%2Fbadsue.html>

Please feel free to pass along any website that you regularly enjoy - maybe even something that is more useful than this one.

Sue Drags Her Quilt Through the mud

Being a quilter, Sue should realize how bad this really is. This block was sewn by Janet Shurts.

FROM THE LIBRARY

by Barbara Jordan (837-0818)

Remember to pick up your new **yellow** library card with your membership card for 2004-2005 at the membership table to allow you to borrow from the library. The library is open 6:45 to 7:10 and for 10 minutes at break.

Were you inspired by Deb Beirnes talk at the September guild meeting to try your own scrap quilt? Look for these scrap quilt related titles in the library:

Nickel Quilts

Nine-patch Blocks & Quilts for the Scrapsaver

Quick & Easy Scrap Quilts

Rich Traditions Scrap Quilts to Paper Piece

Scrap Frenzy

Sensational Scrap Quilts

Spectacular Scraps

Successful Scrap Quilts From Simple Rectangles

In need of more inspiration? Check out these new library purchases:

Circle Play by Reynola Pakusich

More Nickel Quilts by Pat Speth (scrap quilt related)

One-Of-A-Kind Quilt Labels by Thea Nerud

Quilting Arts Magazine Fall 2004

A total of \$25,059.71 in Zehrs tapes was received at the September meeting, that translates to \$55.69 for future library purchases. A&P prefers to issue a cheque once a year so the Ultra, Dominion and A&P tapes are not totalled until later in the guild year. Where do you turn in the tapes? Look for the paper bag at the checkout table at the library.

What's up and coming?



In **November**, three raffles packages of a book and a \$25 gift certificate! Be inspired by your new-to-you book and buy the supplies you need to start a new project.

In **December**, the much talked about, greatly anticipated, tremendously popular, Annual Bake & Deli Sale. Last year's sale had a great variety of items, including baked goods, jams, preserves, chocolates, fabric, and craft items. Who can forget those "Smart Pants" and pincushions? Great ideas for Christmas gifts and stocking stuffers! Start saving your Loonies!

A Book Review

By Norah McGuire-MacLeod

One-of-a-Kind Quilt Labels


by Thea Nerud

ISBN 1-56477-535-6

I own several old quilts that all have one thing in common - no labels. I know the history of two of them, but the others will remain a mystery as to who quilted them and when. According to author, Thea Nerud labelling a quilt increases its value, security and meaning.

Thea suggests what a label should say. The absolute minimum would be the name of the quiltmaker, the city, province, and the year the quilt was made. Other documentation could include the name of the quilt, style or pattern name, dimensions, name of recipient, occasion and special messages or quotations.

Thea provides the reader with a wonderful labeling comparison chart. The chart describes the many different methods, special materials and equipment used to create quilt labels, and details the care and consideration needed when creating a label for your quilt. For example, when labelling a baby quilt the quilter should chose a method of labelling that can withstand repeated washings. Thea includes in her book the following methods for labels: Hand embroidered, cross-stitched or computer lettering, adding photos to labels, labels for special circumstances, applique motifs, setting a label into a quilt block, cards and pockets, labels for children, creative borders and accents. Great examples and instructions for completing each method of labelling. Thea also invites quilters to send pictures of their labels by e-mail to ourlabels@theaquilts.com. For all you quilters who have ULO - Unlabelled Objects, Thea Nerud's book is a must read.





WORKSHOPS 2004-2005

Marjorie Mansell (822-1106) and Maria Hilts (836-7657)

All workshops will be offered on Saturday from 9 am to 3 pm at the Turfgrass Institute on Victoria Road South unless otherwise noted. Please bring a lunch. Coffee and tea will be provided.

Thank you! Thank you! Thank you!

What an amazing response to our 2004-2005 Workshops! Another Scrap Magic workshop has been scheduled for April 16, 2005 at the Turfgrass Institute. Those who signed up for this need to bring their money to the October Meeting. This class is now full, and another waiting list has been started.

There are spaces left in the following workshops. All other workshops are full.

Fabric Bowls

by Helen Hughes

There are three spaces left in this workshop! Create fabulous fabric bowls in time for Christmas. These bowls are colourful and one of a kind pieces of art. *Turfgrass Institue (9 - 3pm)*

Dec. 4, 2004 **Cost: \$40** **All Levels**

Stack and Whack

by Sandra Thomas

There are 8 spaces left in this workshop! This was a popular request from our Guild members' survey in June. You will learn how to take a piece of fabric and by cutting in a precise way make a kaleidoscope effect quilt. *Turfgrass Institue (9 - 3pm)*

January 22, 2005 **Cost: \$40** **All Levels**

Fabric Dyeing

by Sharon Beach

There are 9 spaces left in this workshop! We will scrunch, twist and layer fabrics using multiple colours in each dye bath. The resulting pieces will be utterly unique and impossible to reproduce! *Dublin United Church (9am-3pm)*

Feb. 19, 2005 **Cost: \$40** **All Levels**

Quilting Retreat at Crieff Hills

*with
Vivienne Dawney*



There are spaces left for the retreat at Crieff Hills on May 6 - 8, 2005. Vivienne Dawney will be teaching Becky's Wisdom - a patchwork quilt that can be arranged in many ways. The quilt has a curved pieced border and is quite beautiful. More information on the quilt pattern will be available soon.

Space for the retreat is limited to 15 participants with accommodation. The cost for the retreat with accommodation is \$250. There will also be spaces for another 5 participants who will come for meals and the program only. Cost for the weekend without accommodation \$175. A deposit of \$125.00 (non refundable) is due at the October meeting. The balance will be due at the February meeting.

Workshop Registration Continues This Month

Register now for the remaining workshops! Cash or cheques only please. We are at the main doors before the meeting and during break.

Refund Policy

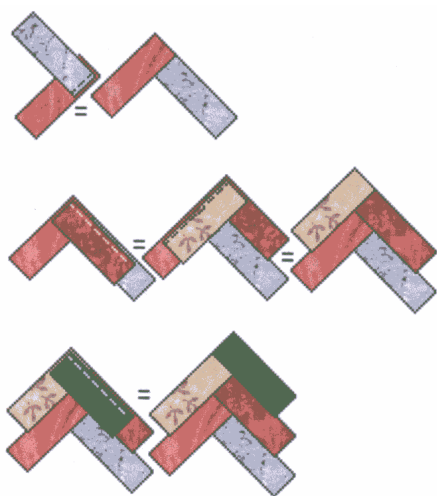
No refunds. We will try to keep a waiting list and you may contact someone on this list if you need to miss the workshop.



Block of the Month

Andrea Curtis (821-3576) and Judy Taylor (822-3985)

Now is your chance to use your scraps. Anything goes! This month we aren't asking you to make a block, but a long "braid". You determine how long you want to make it. Leave the edges irregular. The person who wins the braids can trim them later. Start by cutting your scraps into 2 -1/2" x 7-1/2" strips. See diagram below for putting the pieces together.



COMMERCE DIRECTORY AND GUIDELINES

Are you a Guild member with a quilt-related business or service you would like to advertise to members? We will be publishing a directory of quilting services in the November issue of this newsletter. Submissions are due no later than the 20th of October. Please email Cindy Schwan (realschwans@yahoo.ca) with your submission or see her personally at the October Guild meeting. You may also telephone her at 836-5319.

Members who have a quilting-related business are encouraged to use the bulletin board to display their information. They may also leave brochures on the table

around the bulletin board. This is the only place that brochures advertising a member's business may be displayed. We ask that members who have a quilting-related business refrain from any mention of their business when on the stage speaking to the members at large. If a member approaches you and asks for information about your business, you may certainly respond with as much information as the member wishes to hear. Any concerns or questions regarding the protocol may be directed to any member of the Executive.

New Quilting Rules

Fed up with feeling like you can't meet the standards of the Quilt Police? Do you want to quilt for comfort and pleasure-and not to win some high-falutin' quilting contest? Weary of worrying about what others will think of your color choices, your pieced points, or your applique stitches? Here are nine principles for the 20 million quilters in North America:

- ♦ Pretty fabric is not acceptable. Go back to the quilt shop and exchange it for something you feel sorry for.
- ♦ Realize that patterns and templates are only someone's opinion and should be loosely translated. Personally, I've never thought much of a person who could only make a triangle with three sides.
- ♦ When choosing a color plan for your quilt, keep in mind that the colors will fade after a hundred years or so. This being the case, you will need to start with really bright colors.
- ♦ You should plan on cutting off about half your triangle or star points. Any more than that is showing off.
- ♦ If you are doing applique, remember that bigger is dorkier. Flowers should be huge. Animals should possess really big eyes.
- ♦ Throw away your seam ripper and repeat after me: "Oops. Oh, no one will notice."
- ♦ Plan on running out of border fabric when you are three-quarters of the way finished. Complete the remaining border with something else you have a lot of, preferably in an unrelated color family.
- ♦ You should be able to quilt equally well in all directions. I had to really work on this one. It was difficult to make my forward stitching look as bad as my backward stitching, but closing my eyes helped.
- ♦ When you have put your last stitch in the binding, you are still only half finished. Your quilt must now undergo a thorough conditioning. Give it to someone you love dearly - to drag around the house, wrap up in, spill something on, and wash and dry until it is properly lumpy.

Submitted by Evelyn Lane



A Quilter's Calendar 2004

A Celebration of Quilts 8: York Heritage Quilters Guild
October 21-23, 2004
Toronto Botanical Garden, Edwards Gardens in Toronto
For more information: email: quiltshow@yhqg.org or visit <http://www.yhqg.org/Celebration/celebration.htm>

Quilts North 2004: Elliot Lake Quilt Guild
October 30-31, 2004
Collins Hall, 120 Hillside Drive North, Elliot Lake, ON,
10.00am - 4.00pm both days

Elmira Quilt Auction
October 30, 2004
Riverdale Poultry Express
6811 Line 83, just west of Elmira, Ontario.

Timeless Treasures 2004: Durham Trillium Quilters' Guild
November 5 & 6 2004
Jubilee Pavilion, 55 Lakeview Park Ave, Oshawa ON.
Fri 10 am - 9 pm ; Sat 10 am to 4 pm .
For more information call 905-576-7833 (Anne)
timeless_treasures@rogers.com

Call for Entry: Group Show February 2005
Greenwood Gallery is now accepting submissions of small to medium scale textile work on the theme of red for a February 2005 group show. Please include with your submission a)2-5 images in slide, CD, or photo format, b) a brief statement and/ or sketches of proposed work, and c) full contact information. **Deadline November 30, 2004.** Send application gallery@greenwoodquiltery.com

NEXT EXECUTIVE MEETING

The next meeting of the RCQG Executive will be held Tuesday, October 18, 2004, at the Co-operators Building on Macdonnell Street. We start promptly at 7 pm and finish at 9:30. Please review your September minutes prior to the meeting.

EDITOR'S NOTE

Cindy Schwan (836-5319) realschwans@yahoo.ca
Thank you to all who submitted information for this newsletter. The deadline for the next newsletter is the November Guild meeting.

Sign up for Quilt Bee Day



MEMBERSHIP RENEWAL

Gillian Robinette (519-927-9431) and Susan Martin (623-8622)

Membership renewals continue for the 2003-2004 year starting at 6:45 p.m. Renewals remain at \$34 for the year. If you have a change of address, phone number or need to update your e-mail address please go to the membership table.

Royal City Quilters Guild Registration Form 2004-2005

P.O. Box 30039, 2 Quebec Street, Guelph, Ontario N1H 8J8

Name: _____

Address: _____
(street)

(City, Postal Code)

Telephone: _____

Email: _____

MEMBERSHIP (Check one only)

___ Full membership - \$34.00

___ Newsletter only - \$17.00

___ Junior Apprentice Membership - \$17.00

Method of Payment: Cheque ___ or Cash ___



Special Interest Groups

Sue Keuhl (826-7914)

